

CHEROKEE SPRINGS GOLF CLUB
CURRENT FRONT NINE - TEE AND BUNKER RENOVATION
TAHLEQUAH, OKLAHOMA

TEE, BUNKER, and ALTERNATES PLAN SET

VERSION 1.0

JANUARY 1, 2014




Tripp Davis and Associates
Golf Architecture

Main Office
PO Box 319
Norman, OK 73070
Phone: 405.447.5259
Fax: 405.447.3125

Western Office
PO Box 5248
Peoria, AZ 85385
Phone: 623.374.4816
Fax: 405.447.3125



0 100 200
SCALE: 1" = 200'-0"



GOLF HOLE 3 - OVERALL

GENERAL NOTES

- All Bunkers will be field located and elevations will be determined in the field by the GC ARCHITECT. Bunkers will be shaped by GC ARCHITECT SHAPER. An alternate is provided in the bid for the GC CONTRACTOR to shape in the event the GC ARCHITECT SHAPER is unavailable.
- It is the GC CONTRACTORS responsibility to work with the OWNER in locating the irrigation and tie into it the most efficient way possible.
- All areas inside the limit of disturbance will be planted with Astro bermuda grass sod as directed by the GC ARCHITECT or OWNER.



Tripp Davis and Associates
Golf Architecture
MAIN OFFICE
PO Box 319
Norman, Oklahoma 73070
Phone: (405) 447-5259
Fax: (405) 447-3125
WESTERN OFFICE
PO Box 5248
Peoria, Arizona 85285
Phone: (623) 374-4816
Fax: (405) 447-3125
www.tdagolf.net

CHEROKEE SPRINGS GOLF CLUB
CURRENT FRONT NINE
Tee and Bunker Renovation

Cleanout (typ.)

Reshape Left Fairway Bunker.

Lateral Line will need to be replaced once grading is done.

New Right Fairway Bunker.

Inspection (typ.)

12" Bubbler

Existing Head

12" Bubbler

GOLF HOLE 3 - Fairway Bunkers

0 15 30
SCALE: 1" = 30'-0"

Remove Bunker and re-grade area to remove shape of old bunker. Tie grades into existing surrounds.

Reshape bunker per current back nine style. Install drainage, liner, and new sand.

Reshape area in front of green to improve drainage. Install two 8" catch basins.

0 15 30
SCALE: 1" = 30'-0"

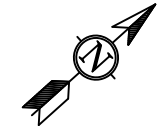
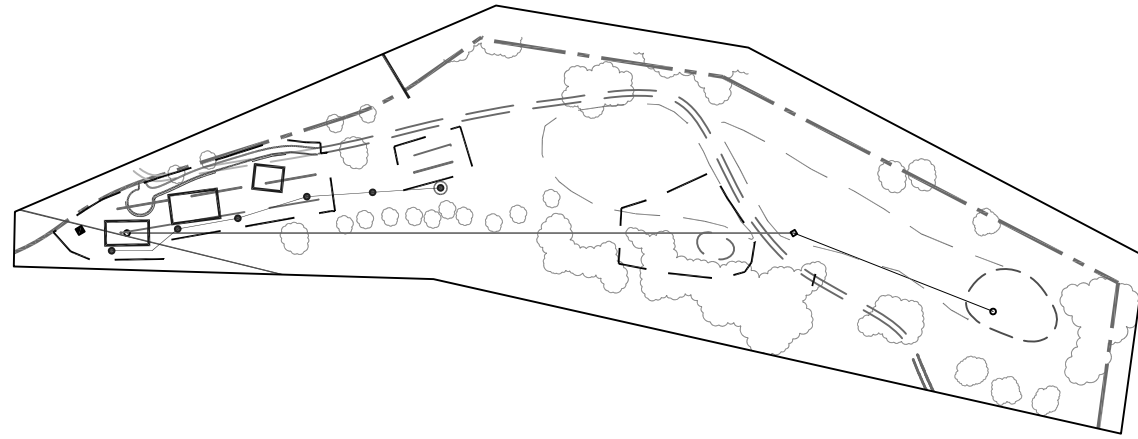
GOLF HOLE 3 - Greenside Bunkers

REVISIONS

| | |
|-----------|---------|
| DATE: | 01/1/14 |
| PROJ. NO: | XXXXX |
| DESIGN: | TDA |
| DRAWN: | TDA |
| CHECK: | TDA |
| SCALE: | Varies |
| CAD FILE: | |

BP3

13 of 22



0 100 200
SCALE: 1" = 200'-0"

GOLF HOLE 7 - OVERALL

GENERAL NOTES

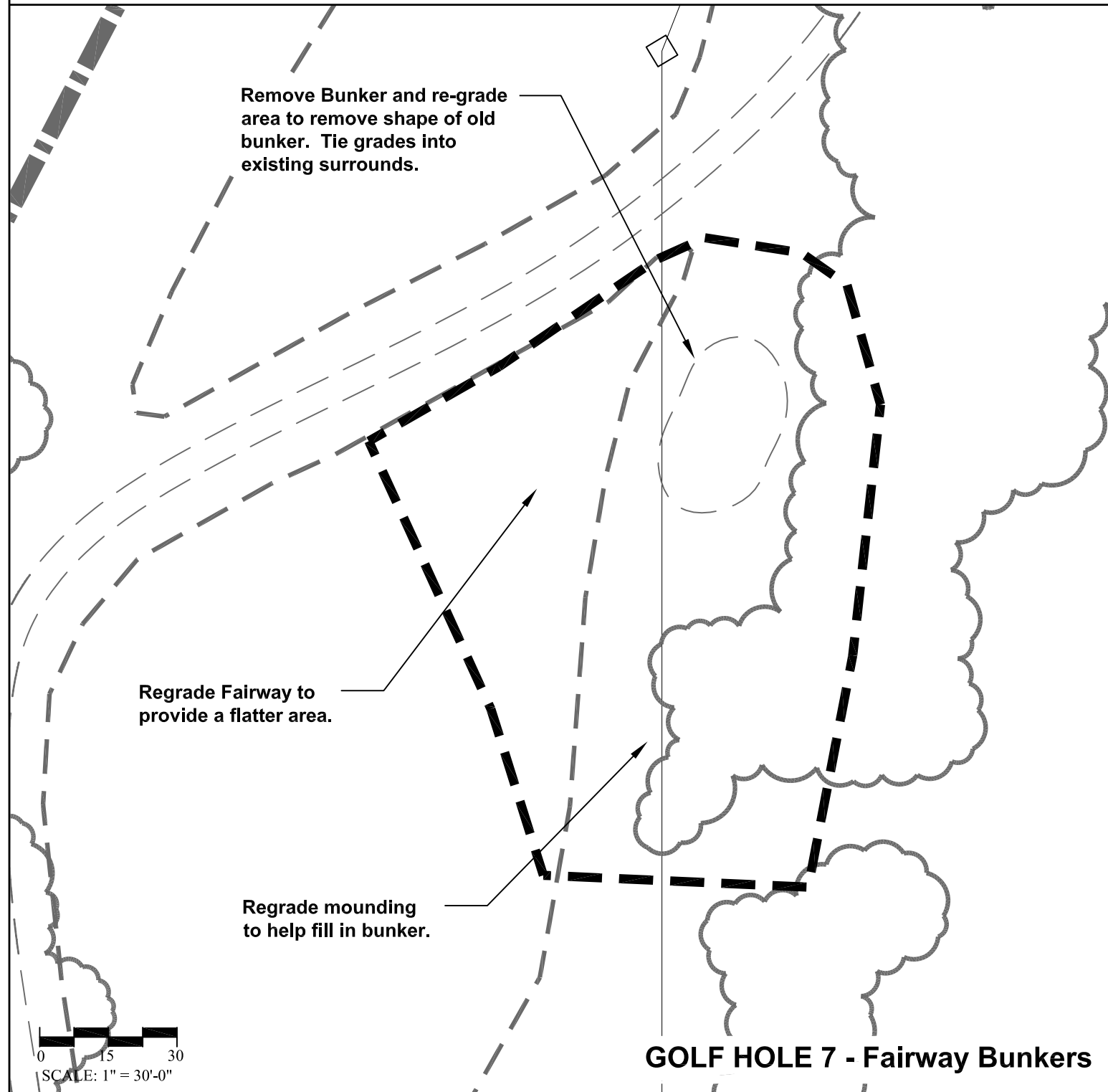
- All Bunkers will be field located and elevations will be determined in the field by the GC ARCHITECT. Bunkers will be shaped by GC ARCHITECT SHAPER. An alternate is provided in the bid for the GC CONTRACTOR to shape in the event the GC ARCHITECT SHAPER is unavailable.
- It is the GC CONTRACTORS responsibility to work with the OWNER in locating the irrigation and tie into it the most efficient way possible.
- All areas inside the limit of disturbance will be planted with Astro bermuda grass sod as directed by the GC ARCHITECT or OWNER.



Tripp Davis and Associates
Golf Architecture
MAIN OFFICE
PO Box 319
Norman, Oklahoma 73070
Phone: (405) 447-5259
Fax: (405) 447-3125

WESTERN OFFICE
PO Box 5248
Peoria, Arizona 85285
Phone: (623) 374-4816
Fax: (405) 447-3125
www.tdagolf.net

CHEROKEE SPRINGS GOLF CLUB
CURRENT FRONT NINE
Tee and Bunker Renovation



0 15 30
SCALE: 1" = 30'-0"

GOLF HOLE 7 - Fairway Bunkers

No Greenside Bunkers
for This Hole

REVISIONS

| | |
|-----------|---------|
| DATE: | 01/1/14 |
| PROJ. NO: | XXXXX |
| DESIGN: | TDA |
| DRAWN: | TDA |
| CHECK: | TDA |
| SCALE: | Varies |
| CAD FILE: | |

BP7

