


**CHEROKEE CASINO  
WEST SILOAM**  
West Siloam Springs, Oklahoma

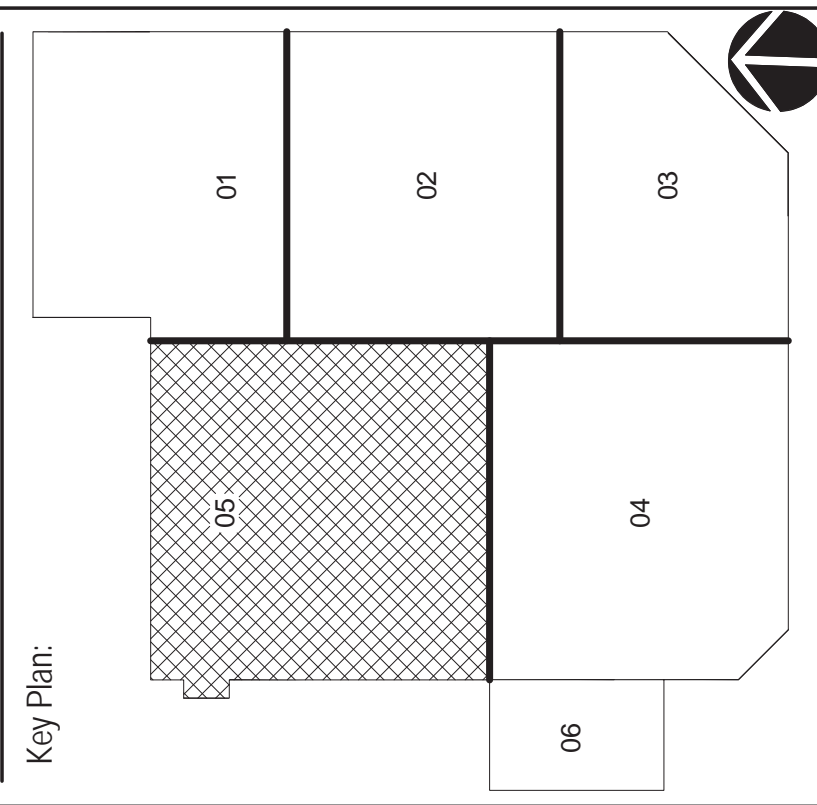


**Thalden-Boyd-Emery Architects, LLC**  
A Native American Firm  
16 East 16th Street Suite 500  
Tulsa, OK 74119  
918.587.7445  
8065 Manchester Road  
St. Louis, Mo. 63144  
314.727.7000  
Las Vegas, NV

THESE DRAWINGS ARE THE PROPERTY OF THALDEN-BOYD-EMERY ARCHITECTS, LLC. NO PART OF THESE DRAWINGS IS TO BE REPRODUCED OR TRANSMITTED IN ANY FORM OR BY ANY MEANS, ELECTRONIC OR MECHANICAL, WITHOUT PERMISSION.

Consultants:

Scale:



Revisions:

No.	Description	Date
1	Addendum 1	9-26-07

Sheet Name:

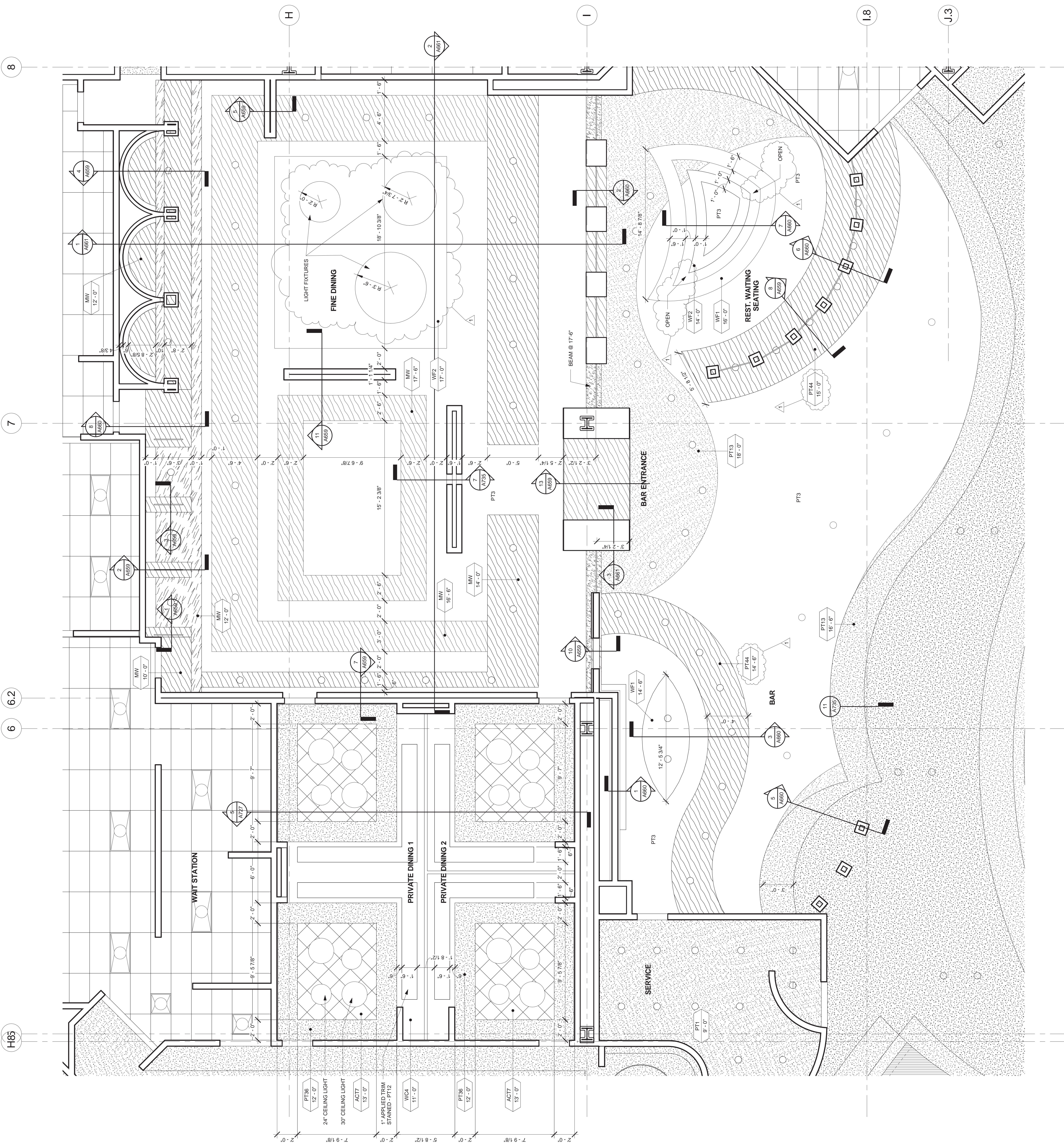
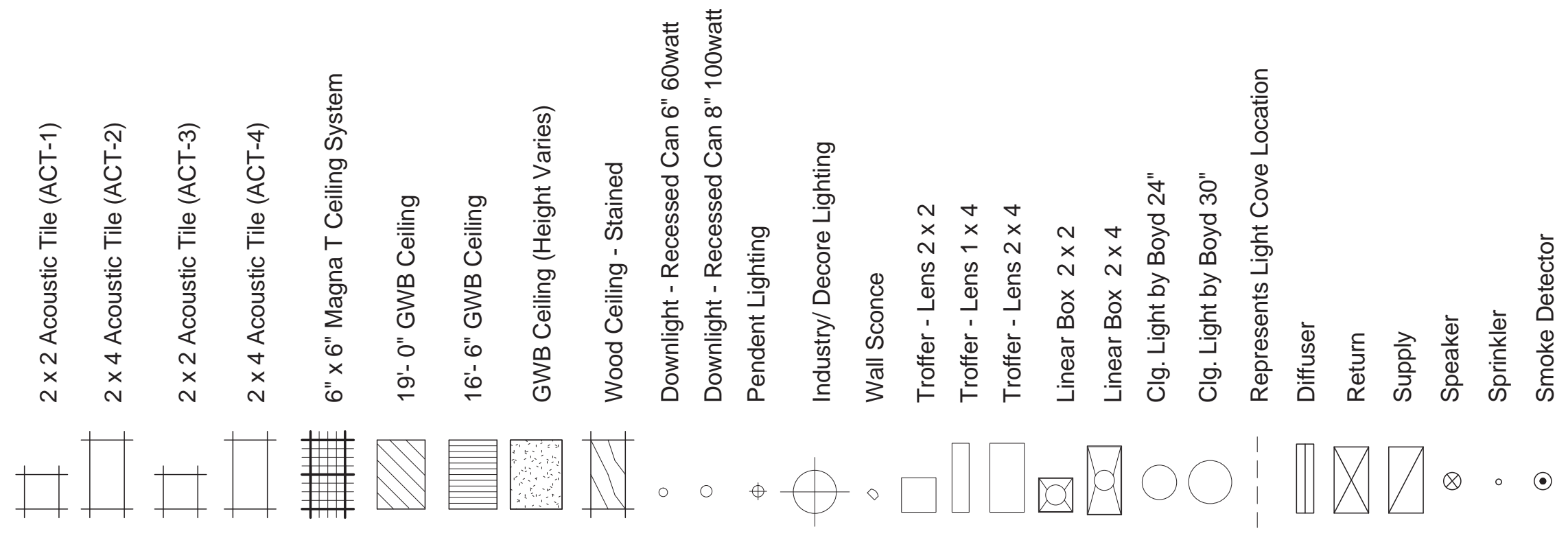
**Enlarged RCP**

Project Number:	2006-07
Date:	
Drawn By:	Author
Checked By:	Checker
Sheet Number:	

**A475**

- General Notes - Reflected Ceiling Plans**
- ALL CEILING AT 8'-0" UNLESS OTHERWISE NOTED.
  - CONTRACTOR TO REVIEW CEILING PLAN AND NOTIFY ARCHITECT OF ANY CONFLICTS SUCH AS DUCTWORK/PIPE WORK.
  - CONTRACTOR TO PROVIDE ACCESS PANELS AS REQUIRED WHETHER SHOWN IN THE DRAWINGS OR NOT. VERIFY LOCATIONS PRIOR TO INSTALLATION.
  - LOCATE DOWN LIGHTS AND WALL WASHERS IN CENTER OF NEW CEILING SHALL BE INSTALLED FOR SEISMIC RESTRAINT IN ACCORDANCE WITH ALL LOCAL BUILDING CODES.
  - LOCATIONS OF LIGHT SWITCHES, THERMOSTATS, FIRE ALARMS, ETC. SHALL BE COORDINATED AND VERIFIED WITH ARCHITECT CONTRACTOR TO NOTIFY ARCHITECT OF ANY REQUIREMENTS FOR ACCESS PANELS NOT SHOWN ON THE DOCUMENTS.
  - ALL ACCESS PANELS ARE 12" X 12". COORDINATE MECHANICAL IF THEY NEED TO BE LARGER THAN 12" X 12". ALL ACCESS PANELS ARE TO BE COORDINATED TO THE GROUND FLOOR. VERIFY ACCESS PANELS TO MATCH ADJACENT CEILING.

**Legend - RCP / Light Fixtures**



**ENLARGED RCP PLAN - FINE/PRIVATE DINING**  
1  
A475 Scale: 1/4" = 1'-0"

A201.05