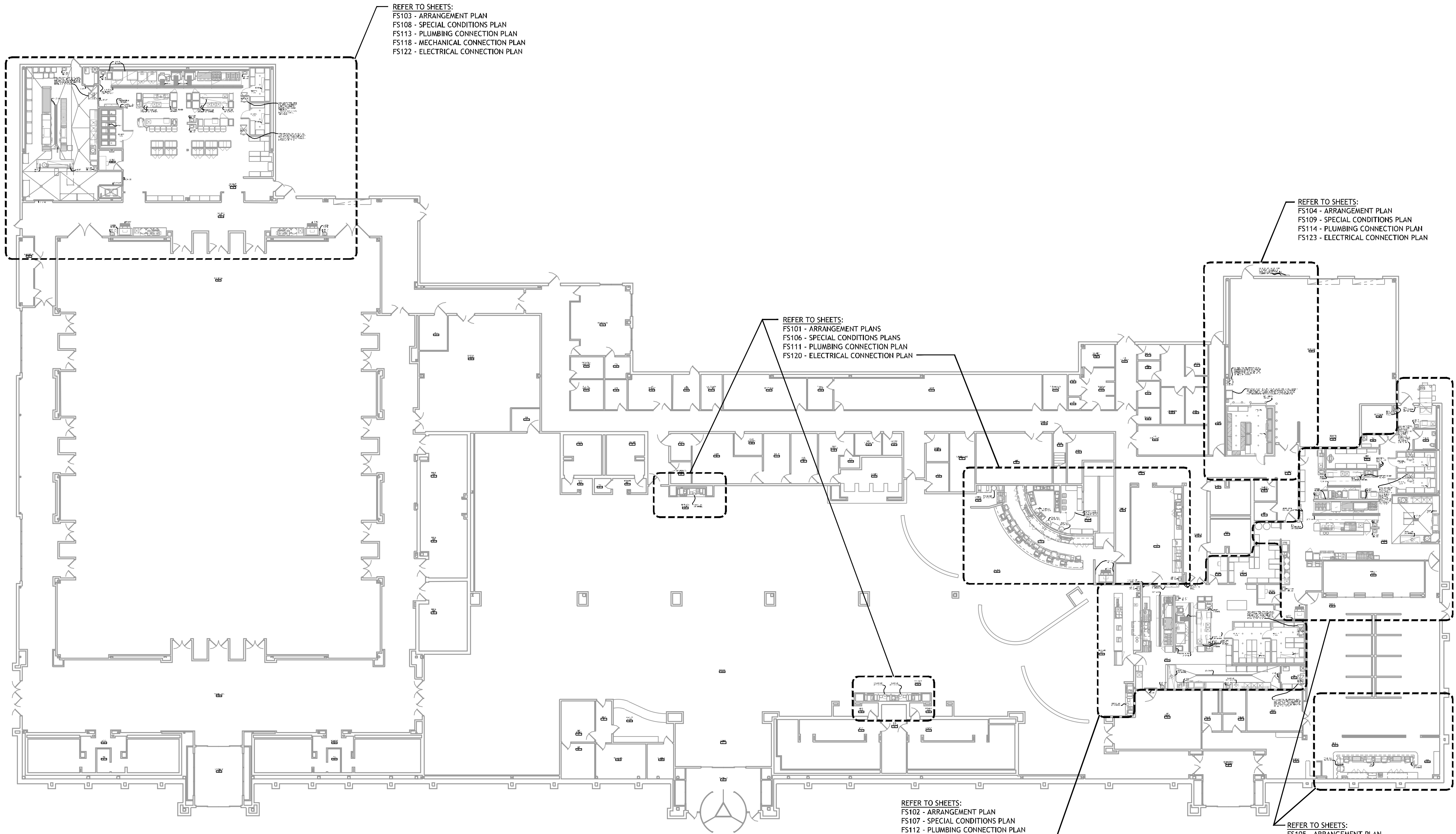



PROJECT NO. 0148  
 1/8" = 1'-0"  
 1/4" = 1'-0"  
 3/8" = 1'-0"  
 1/2" = 1'-0"  
 3/4" = 1'-0"  
 1" = 1'-0"  
 1 1/2" = 1'-0"  
 2" = 1'-0"  
 3" = 1'-0"  
 4" = 1'-0"  
 6" = 1'-0"  
 8" = 1'-0"  
 12" = 1'-0"



**1 FOODSERVICE EQUIPMENT OVERVIEW**  
 NOT TO SCALE



**James R. Childers Architect, Inc.**  
 45 South 4th Street  
 Fort Smith, AR 72901  
 478-783-2480  
 www.jrchildersarchitect.com

PROFESSIONAL SEAL:

CONSULTANT LOGO:  
**HESMAN Group, LLC**  
 7645 E. 63RD STREET SUITE 201  
 TULSA, OKLAHOMA 74133



CHEROKEE NATION ENTERTAINMENT  
**TAHLEQUAH CASINO**  
 TAHLEQUAH, OKLAHOMA


PROJECT PHASE  
**BID PACKAGE 5**

#	DATE	REVISIONS DESCRIPTION

DATE: 05/03/18 JOB NUMBER: 17-06

SHEET NUMBER:  
**FS100**  
 FOODSERVICE EQUIPMENT OVERVIEW





**James R. Childers  
Architect, Inc.**

45 South 4th Street  
Fort Smith, AR 72901  
478-783-2480  
www.jrchildersarchitect.com

PROFESSIONAL SEAL:

CONSULTANT LOGO:

**HESMAN Group, LLC**  
7645 E. 63RD STREET  
SUITE 201  
TULSA, OKLAHOMA 74133

CLIENT:  
**CHEROKEE NATION  
Entertainment**



CHEROKEE NATION ENTERTAINMENT  
**TAHLEQUAH CASINO**  
TAHLEQUAH, OKLAHOMA

PROJECT PHASE:

**BID PACKAGE 5**

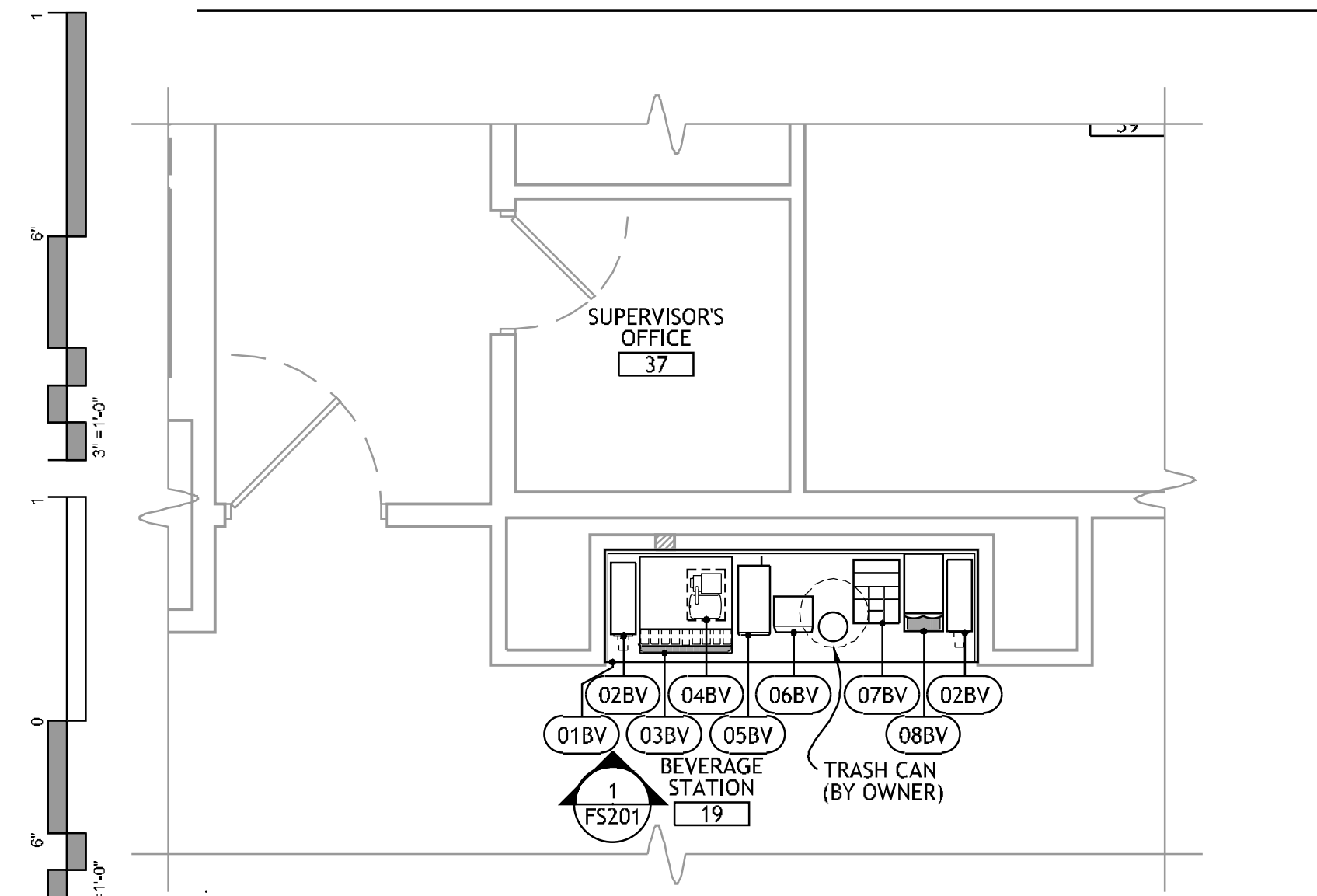
#	DATE	REVISIONS DESCRIPTION

DATE: 05/03/18 JOB NUMBER: 17-06

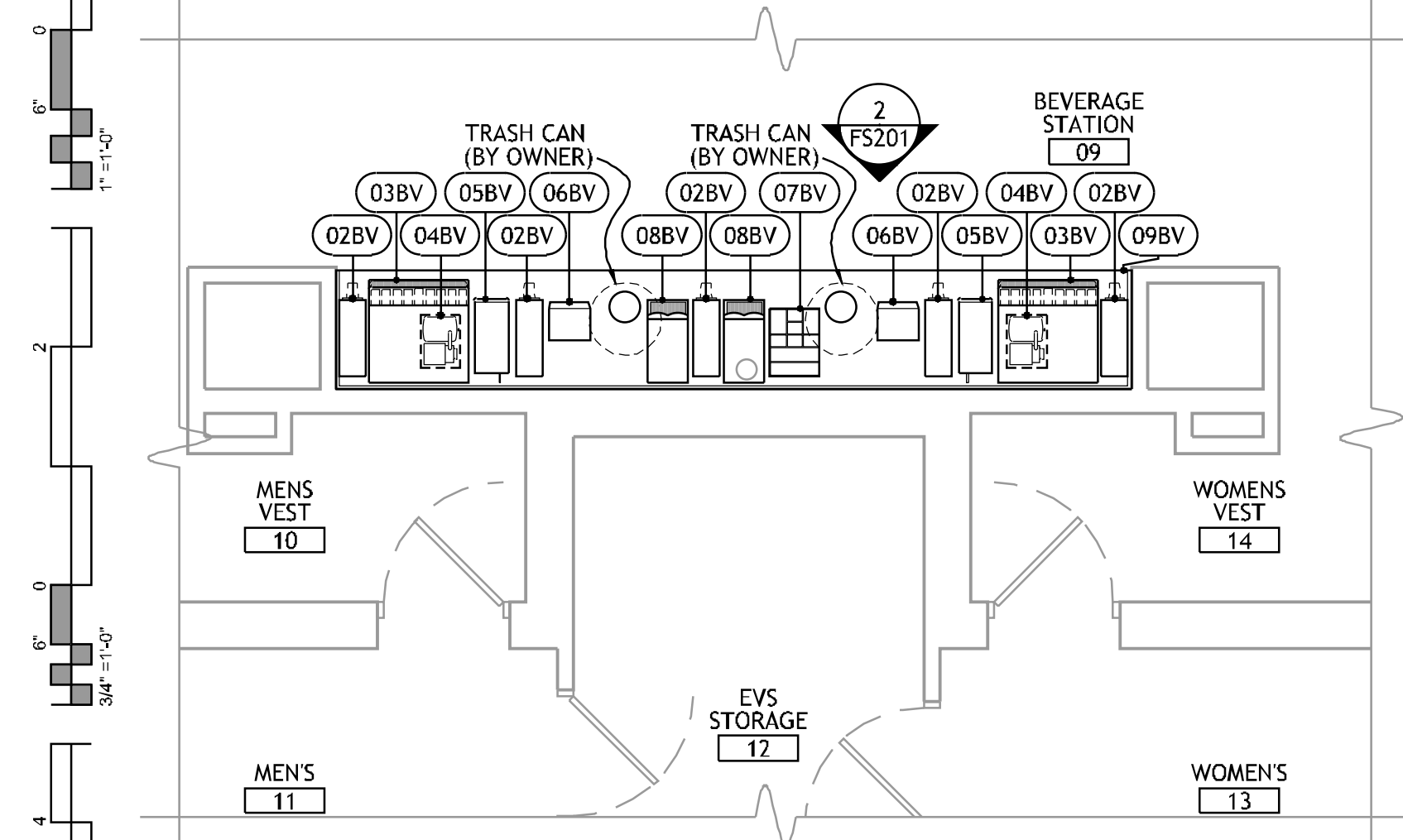
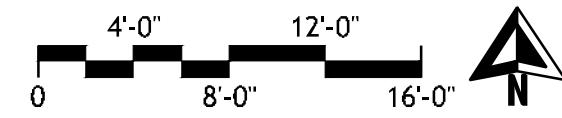
SHEET NUMBER:

**FS101**

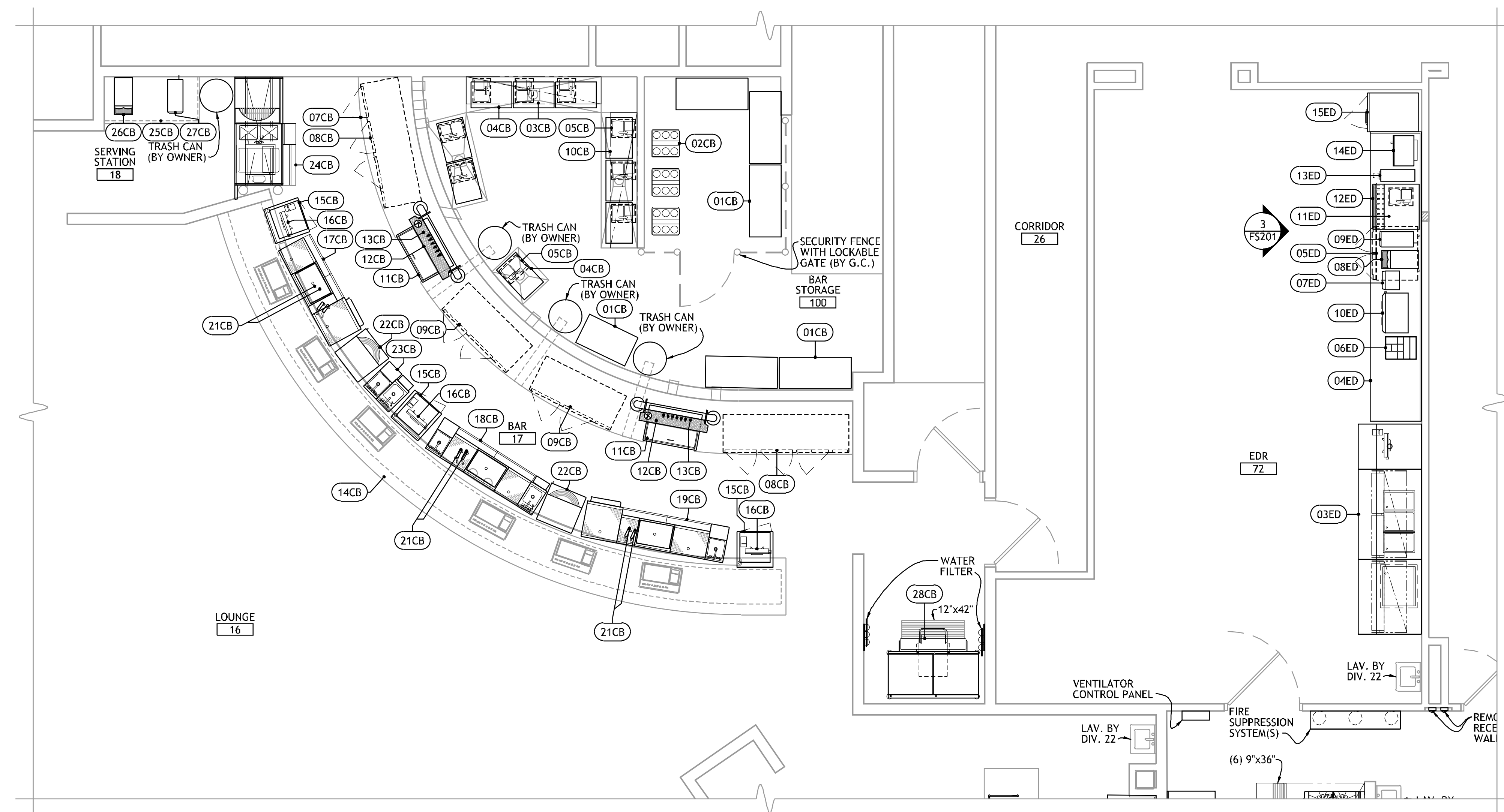
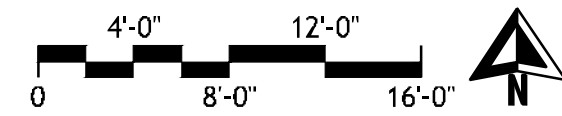
FOODSERVICE  
EQUIPMENT  
ARRANGEMENT  
PLAN



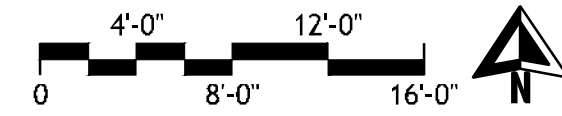
**1 FOODSERVICE EQUIPMENT  
ARRANGEMENT PLAN - COMP. BEVE. NORTH**



**2 FOODSERVICE EQUIPMENT  
ARRANGEMENT PLAN - COMP. BEVE. SOUTH**



**3 FOODSERVICE EQUIPMENT  
ARRANGEMENT PLAN - CASINO BAR & EDR**




**FOODSERVICE EQUIPMENT SCHEDULE**

COMPLEMENTARY BEVERAGE STATIONS		CASINO BAR		EMPLOYEE DINING ROOM	
NO.	DESCRIPTION	NO.	DESCRIPTION	NO.	DESCRIPTION
01BV	BEVERAGE COUNTER	01CB	STORAGE SHELVING	01ED	NUMBER NOT USED
02BV	CUP DISPENSER	02CB	LIQUOR SYSTEM (BY OWNER)	02ED	NUMBER NOT USED
03BV	ICE & CARBONATED BEVERAGE DISPENSER (BY OWNER)	03CB	WALL SHELF	03ED	SERVING COUNTER
04BV	CARBONATOR (BY OWNER)	04CB	BAG RACK (BY OWNER)	04ED	BEVERAGE COUNTER
05BV	ICED TEA BREWER (BY OWNER)	05CB	CARBONATOR (BY OWNER)	05ED	UNDERCOUNTER REFRIGERATOR
06BV	CONDIMENT DISPENSER	06CB	NUMBER NOT USED	06ED	LID & STRAW TRAY
07BV	LID & STRAW TRAY	07CB	BACK-BAR (BY DIV. 06)	07ED	CONDIMENT DISPENSER
08BV	COFFEE MAKER (BY OWNER)	08CB	BACK-BAR REFRIGERATOR	08ED	COFFEE MAKER (BY OWNER)
09BV	BEVERAGE COUNTER	09CB	BACK-BAR REFRIGERATOR	09ED	ICED TEA BREWER (BY OWNER)
		10CB	WALL SHELF	10ED	MILK DISPENSER (BY OWNER)
		11CB	MUG CHILLER	11ED	CARBONATOR (BY OWNER)
		12CB	GLASS RINSER	12ED	ICE & CARBONATED BEVERAGE DISPENSER (BY OWNER)
		13CB	BEER SYSTEM	13ED	CUP DISPENSER
		14CB	BAR (BY DIV. 06)	14ED	MICROWAVE OVEN (BY OWNER)
		15CB	CASHIER'S STAND	15ED	RESIDENTIAL REFRIGERATOR (BY OWNER)
		16CB	CASH REGISTER (BY OWNER)		
		17CB	BAR STATION		
		18CB	BAR STATION		
		19CB	BAR STATION		
		20CB	NUMBER NOT USED		
		21CB	SPEED GUN (BY OWNER)		
		22CB	GLASSWASHER		
		23CB	BAR STATION		
		24CB	COCKTAIL STATION		
		25CB	COCKTAIL COUNTER (BY DIV. 06)		
		26CB	COFFEE MAKER (BY OWNER)		
		27CB	ICED TEA BREWER (BY OWNER)		
		28CB	ICE MAKER W/ TRANSPORT CART		

PROJECT NO. 0148  
1/8" = 1'-0"  
1/4" = 1'-0"  
3/8" = 1'-0"  
1/2" = 1'-0"  
3/4" = 1'-0"  
1" = 1'-0"





**James R. Childers  
Architect, Inc.**  
45 South 4th Street  
Fort Smith, AR 72901  
478-783-2480  
www.chidlersarchitect.com

PROFESSIONAL SEAL:

CONSULTANT LOGO:  
**HESMAN Group, LLC**  
7645 E. 63RD STREET  
SUITE 201  
TULSA, OKLAHOMA 74133

CLIENT:  
**CHEROKEE NATION  
Entertainment**  
**Cherokee  
CASINO**

CHEROKEE NATION ENTERTAINMENT  
**TAHLEQUAH CASINO**  
TAHLEQUAH, OKLAHOMA

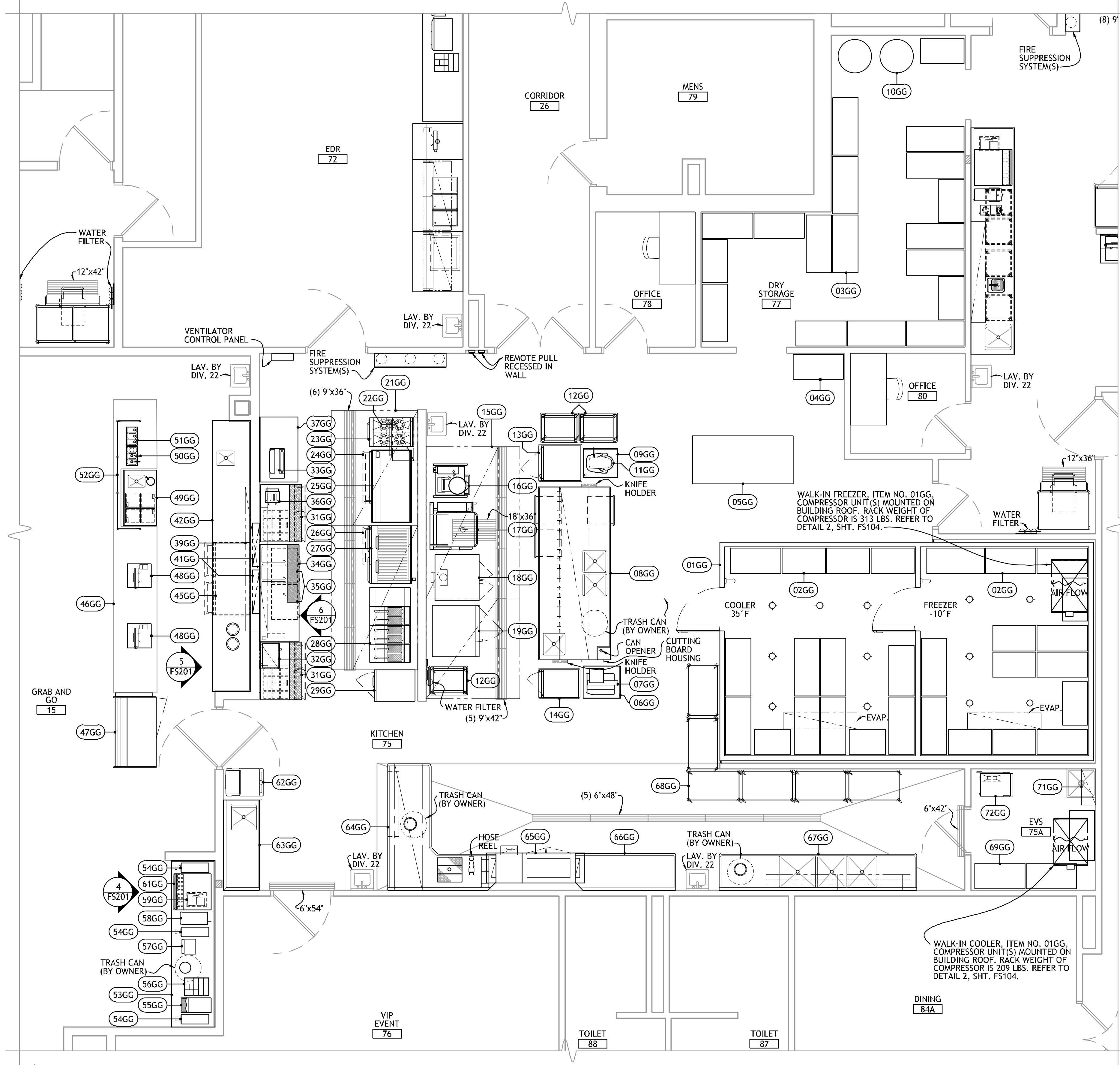
PROJECT PHASE:  
BID PACKAGE 5

#	DATE	REVISIONS DESCRIPTION

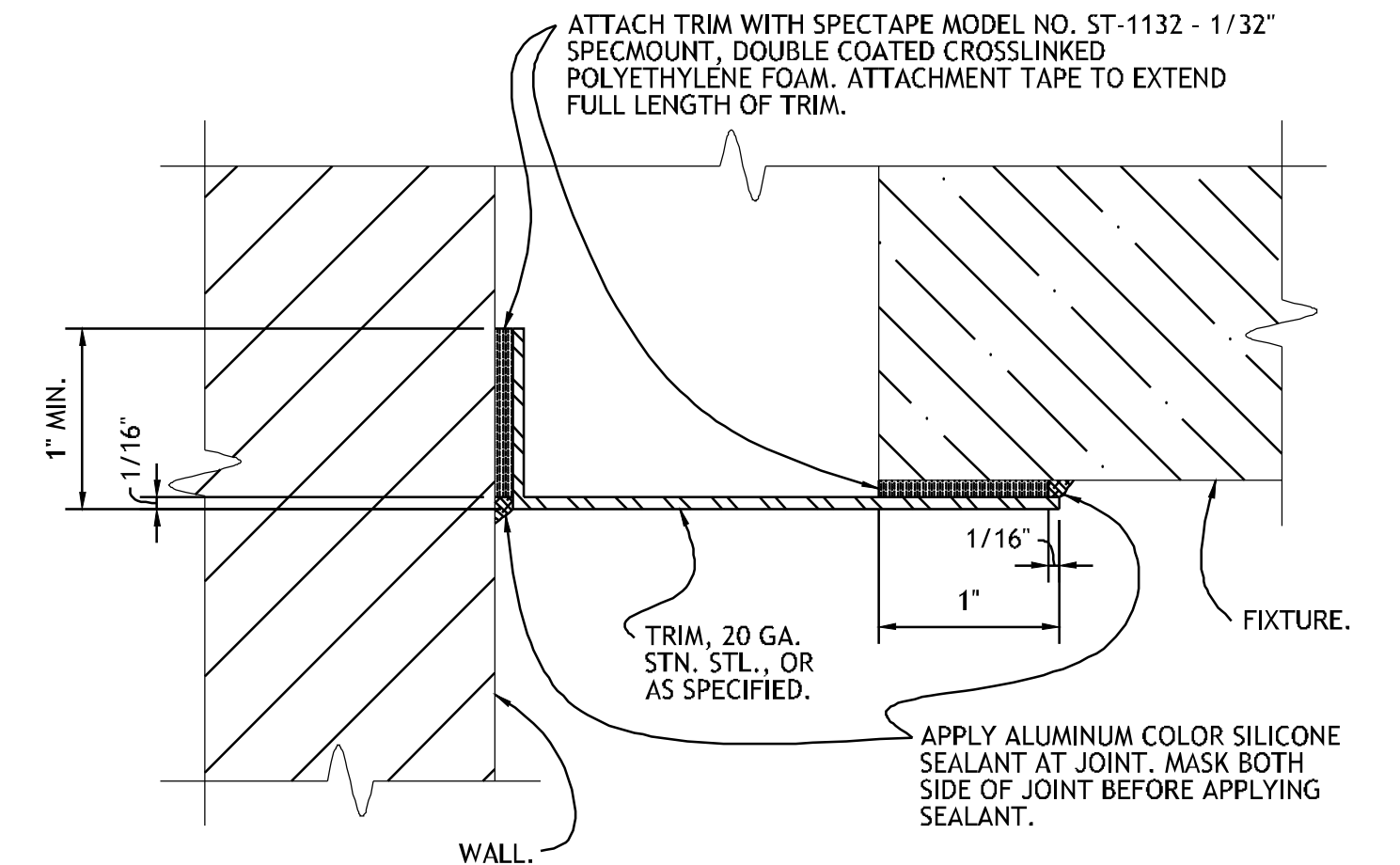
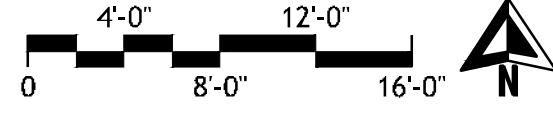
DATE: 05/03/18 JOB NUMBER: 17-06

SHEET NUMBER:  
**FS102**  
FOODSERVICE  
EQUIPMENT  
ARRANGEMENT  
PLAN

FOODSERVICE EQUIPMENT SCHEDULE	
GRAB-N-GO	
NO.	DESCRIPTION
01GG	WALK-IN COOLER/FREEZER
02GG	WALK-IN SHELVING
03GG	STORAGE SHELVING
04GG	STORAGE SHELVING
05GG	MOBILE WORK TABLE
06GG	MOBILE SLICER STAND
07GG	SLICER
08GG	VEGE. PREP. TABLE
09GG	MOBILE MIXER STAND
10GG	COOK OIL SYSTEM (BY OWNER)
11GG	20 QUART MIXER
12GG	MOBILE COOLING RACK
13GG	MOBILE HEATED CABINET
14GG	MOBILE COOK & HOLD CABINET
15GG	VENTILATOR W/ FIRE SUPPRESSION SYSTEM
16GG	10 QUART KETTLE W/ STAND & DRAIN CART
17GG	30 GALLON TILT SKILLET
18GG	MOBILE CONVECTION OVEN
19GG	COMBI OVEN
20GG	NUMBER NOT USED
21GG	VENTILATOR W/ FIRE SUPPRESSION SYSTEM
22GG	SALAMANDER BROILER
23GG	MOBILE RANGE
24GG	MOBILE REFRIGERATED EQUIPMENT STAND
25GG	MOBILE GRIDDLE
26GG	MOBILE REFRIGERATED EQUIPMENT STAND
27GG	MOBILE CHAR-BROILER
28GG	MOBILE FRYER BANK
29GG	MOBILE FREEZER
30GG	NUMBER NOT USED
31GG	MOBILE REFRIGERATED MAKE TABLE
32GG	MICROWAVE SHELF
33GG	CONVEYOR TOASTER
34GG	CHEF'S COUNTER
35GG	DRAWER WARMER
36GG	TOASTER
37GG	WORK TABLE
38GG	NUMBER NOT USED
39GG	PASS-SHELF
40GG	NUMBER NOT USED
41GG	HEAT LAMP
42GG	BACK-UP COUNTER
43GG	NUMBER NOT USED
44GG	NUMBER NOT USED
45GG	UNDERCOUNTER REFRIGERATOR
46GG	SERVING COUNTER (BY DIV. 06)
47GG	REFRIGERATED DISPLAY CASE
48GG	CASH REGISTER (BY OWNER)
49GG	ICE CREAM CASE
50GG	TOPPING STATION
51GG	TOPPING STATION
52GG	FOOD SHIELD
53GG	BEVERAGE COUNTER
54GG	CUP DISPENSER
55GG	COFFEE MAKER (BY OWNER)
56GG	LID & STRAW TRAY
57GG	CONDIMENT DISPENSER
58GG	ICED TEA BREWER (BY OWNER)
59GG	CARBONATOR (BY OWNER)
60GG	NUMBER NOT USED
61GG	ICE & CARBONATED BEVERAGE DISPENSER (BY OWNER)
62GG	MOBILE ICE CART
63GG	BEVERAGE TABLE
64GG	SOILED DISHTABLE
65GG	DISHWASHER W/ BOOSTER HEATER
66GG	CLEAN DISHTABLE
67GG	POT SINK
68GG	PAN RACK
69GG	JANITOR'S SHELVING
70GG	NUMBER NOT USED
71GG	WALL SHELF W/ MOP HANGERS
72GG	MOBILE POWER WASHER




**1 FOODSERVICE EQUIPMENT  
ARRANGEMENT PLAN - GRAB-N-GO KITCHEN**



**2 SECTION - TRIM AT FIXTURE**  
NO SCALE REF: ITEM NO. 01GG, 01BQ, 02BQ, 03WH & 01FD

PROJECT NO.: 0148  
SHEET NO.: 18





**James R. Childers  
Architect, Inc.**

45 South 4th Street  
Fort Smith, AR 72901  
478-783-2480  
www.jrchidarchitect.com

PROFESSIONAL SEAL:

CONSULTANT LOGO:

**HESMAN Group, LLC**  
7645 E. 63RD STREET  
SUITE 201  
TULSA, OKLAHOMA 74133

CLIENT:  
**CHEROKEE NATION  
Entertainment**



CHEROKEE NATION ENTERTAINMENT  
**TAHLEQUAH CASINO**  
TAHLEQUAH, OKLAHOMA

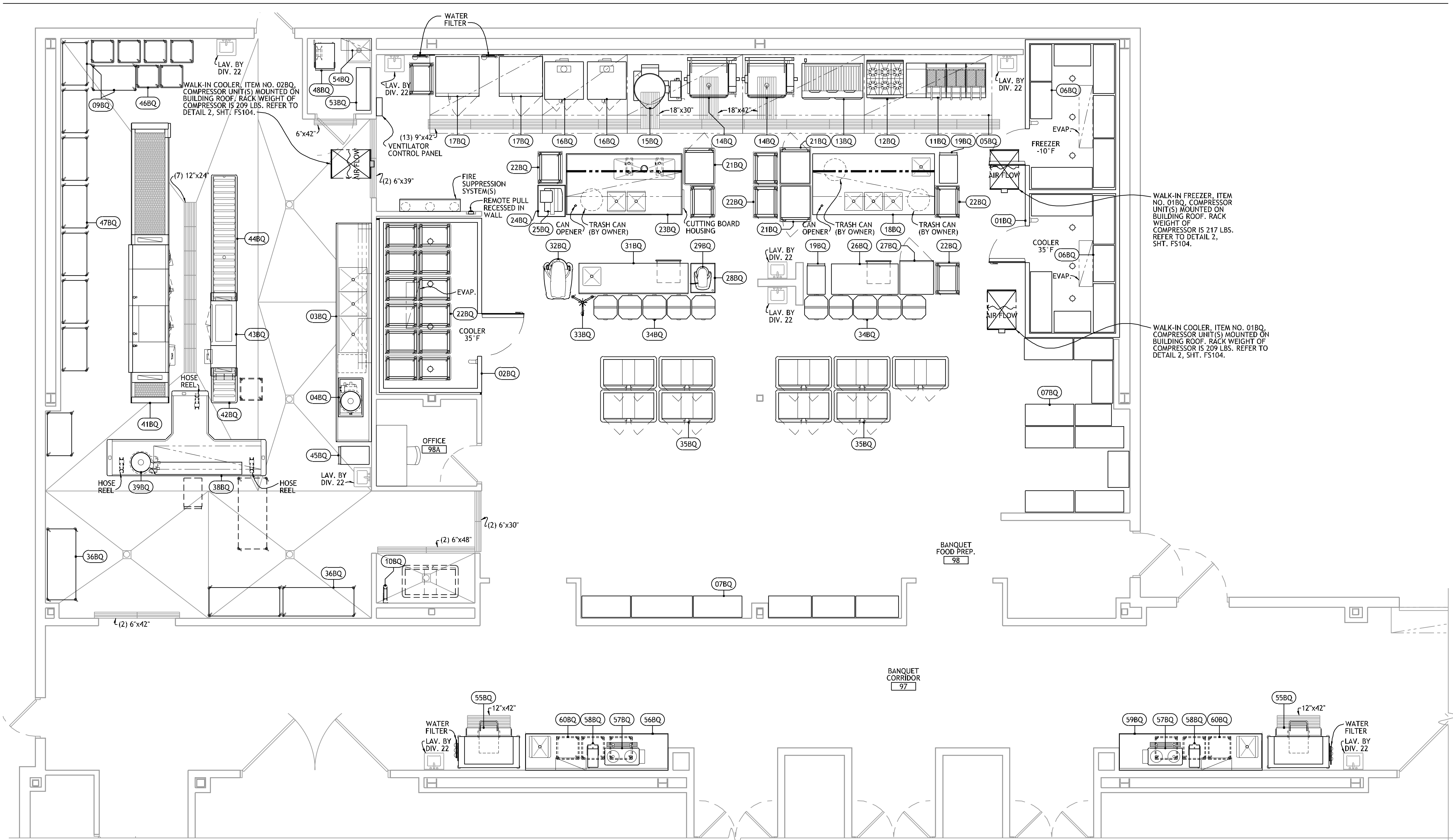
PROJECT PHASE:  
BID PACKAGE 5

#	DATE	REVISIONS DESCRIPTION

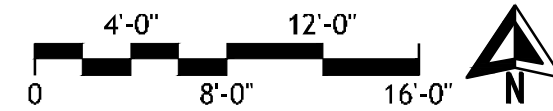
DATE: 05/03/18 JOB NUMBER: 17-06

SHEET NUMBER: FS103

FOODSERVICE  
EQUIPMENT  
ARRANGEMENT  
PLAN



**1 FOODSERVICE EQUIPMENT  
ARRANGEMENT PLAN - BANQUET KITCHEN**




**FOODSERVICE EQUIPMENT SCHEDULE**

BANQUET KITCHEN

NO.	DESCRIPTION	NO.	DESCRIPTION	NO.	DESCRIPTION	NO.	DESCRIPTION
01BQ	WALK-IN COOLER/FREEZER	16BQ	MOBILE CONVECTION OVEN (FUTURE)	31BQ	WORK TABLE	46BQ	MOBILE RACK DOLLY (FUTURE)
02BQ	WALK-IN COOLER	17BQ	COMBI OVEN (FUTURE)	32BQ	60 QUART MIXER (FUTURE)	47BQ	PAN RACK (FUTURE)
03BQ	POT SINK	18BQ	VEGE. PREP. TABLE	33BQ	ACCESSORY STAND (FUTURE)	48BQ	MOBILE POWER WASHER (FUTURE)
04BQ	COLLECTOR	19BQ	UTILITY CART (FUTURE)	34BQ	MOBILE HEATED PLATE STORAGE (FUTURE)	49BQ	NUMBER NOT USED
05BQ	VENTILATOR W/ FIRE SUPPRESSION SYSTEM	20BQ	NUMBER NOT USED	35BQ	HEATED BANQUET CART (FUTURE)	50BQ	NUMBER NOT USED
06BQ	WALK-IN SHELVING	21BQ	MOBILE HEATED CABINET (FUTURE)	36BQ	QUEEN MARY (FUTURE)	51BQ	NUMBER NOT USED
07BQ	SHELVING	22BQ	MOBILE COOLING RACK (FUTURE)	37BQ	NUMBER NOT USED	52BQ	NUMBER NOT USED
08BQ	NUMBER NOT USED	23BQ	WORK TABLE W/ BAIN MARIE	38BQ	SOILED DISHTABLE	53BQ	JANITOR'S SHELVING
09BQ	PAN RACK	24BQ	MOBILE SLICER STAND (FUTURE)	39BQ	COLLECTOR	54BQ	WALL SHELF W/ MOP HANGERS
10BQ	HOSE REEL	25BQ	SLICER (FUTURE)	40BQ	NUMBER NOT USED	55BQ	ICE MAKER W/ TRANSPORT CART
11BQ	FRYER BANK (FUTURE)	26BQ	WORK TABLE	41BQ	DISHWASHER W/ BOOSTER HEATER	56BQ	BEVERAGE TABLE
12BQ	MOBILE RANGE (FUTURE)	27BQ	BLAST CHILLER (FUTURE)	42BQ	SOILED DISHTABLE	57BQ	COFFEE URN (BY OWNER)
13BQ	MOBILE CHAR-BROILER (FUTURE)	28BQ	MOBILE MIXER STAND (FUTURE)	43BQ	DISHWASHER W/ BOOSTER HEATER	58BQ	ICED TEA BREWER (BY OWNER)
14BQ	40 GALLON TILT SKILLET (FUTURE)	29BQ	20 QUART MIXER (FUTURE)	44BQ	CLEAN DISHTABLE	59BQ	BEVERAGE TABLE
15BQ	60 GALLON TILTING KETTLE (FUTURE)	30BQ	NUMBER NOT USED	45BQ	UTILITY CART (FUTURE)	60BQ	GLASS RACK (FUTURE)

PROJECT NO. 0148  
1/8" = 1'-0"  
1/4" = 1'-0"  
1/2" = 1'-0"  
3/8" = 1'-0"  
1/2" = 1'-0"  
3/4" = 1'-0"  
1" = 1'-0"  
1 1/2" = 1'-0"  
2" = 1'-0"  
3" = 1'-0"  
4" = 1'-0"  
6" = 1'-0"  
8" = 1'-0"  
12" = 1'-0"  
18" = 1'-0"  
24" = 1'-0"  
36" = 1'-0"  
48" = 1'-0"  
72" = 1'-0"  
96" = 1'-0"  
144" = 1'-0"





**James R. Childers  
Architect, Inc.**

45 South 4th Street  
Fort Smith, AR 72901  
479-783-2480  
www.jrchidarchitect.com

PROFESSIONAL SEAL:

CONSULTANT LOGO:

**HESMAN Group, LLC**  
7645 E. 63RD STREET  
SUITE 201  
TULSA, OKLAHOMA 74133

CLIENT  
**CHEROKEE NATION  
Entertainment**



CHEROKEE NATION ENTERTAINMENT  
**TAHLEQUAH CASINO**  
TAHLEQUAH, OKLAHOMA

PROJECT PHASE  
**BID PACKAGE 5**

#	DATE	REVISIONS DESCRIPTION

DATE: 05/03/18 JOB NUMBER: 17-06

SHEET NUMBER:  
**FS104**

FOODSERVICE  
EQUIPMENT  
ARRANGEMENT  
PLAN

### FOODSERVICE EQUIPMENT SCHEDULE

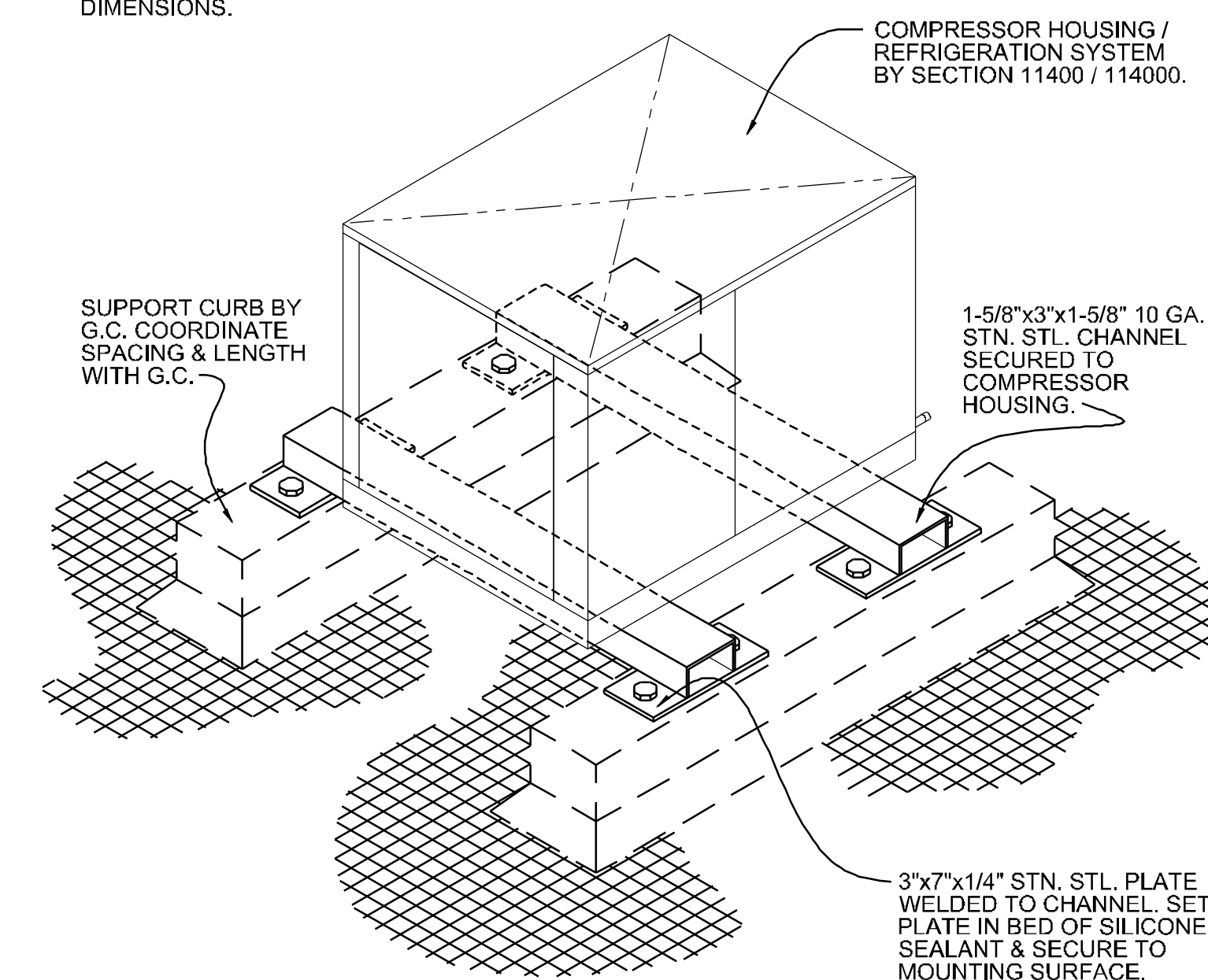
WAREHOUSE

NO.	DESCRIPTION
01WH	NUMBER NOT USED
02WH	NUMBER NOT USED
03WH	WALK-IN COOLER
04WH	WALK-IN SHELVING
05WH	DUNNAGE RACK
06WH	WALK-IN SHELVING
07WH	KEG RACK

#### NOTE:

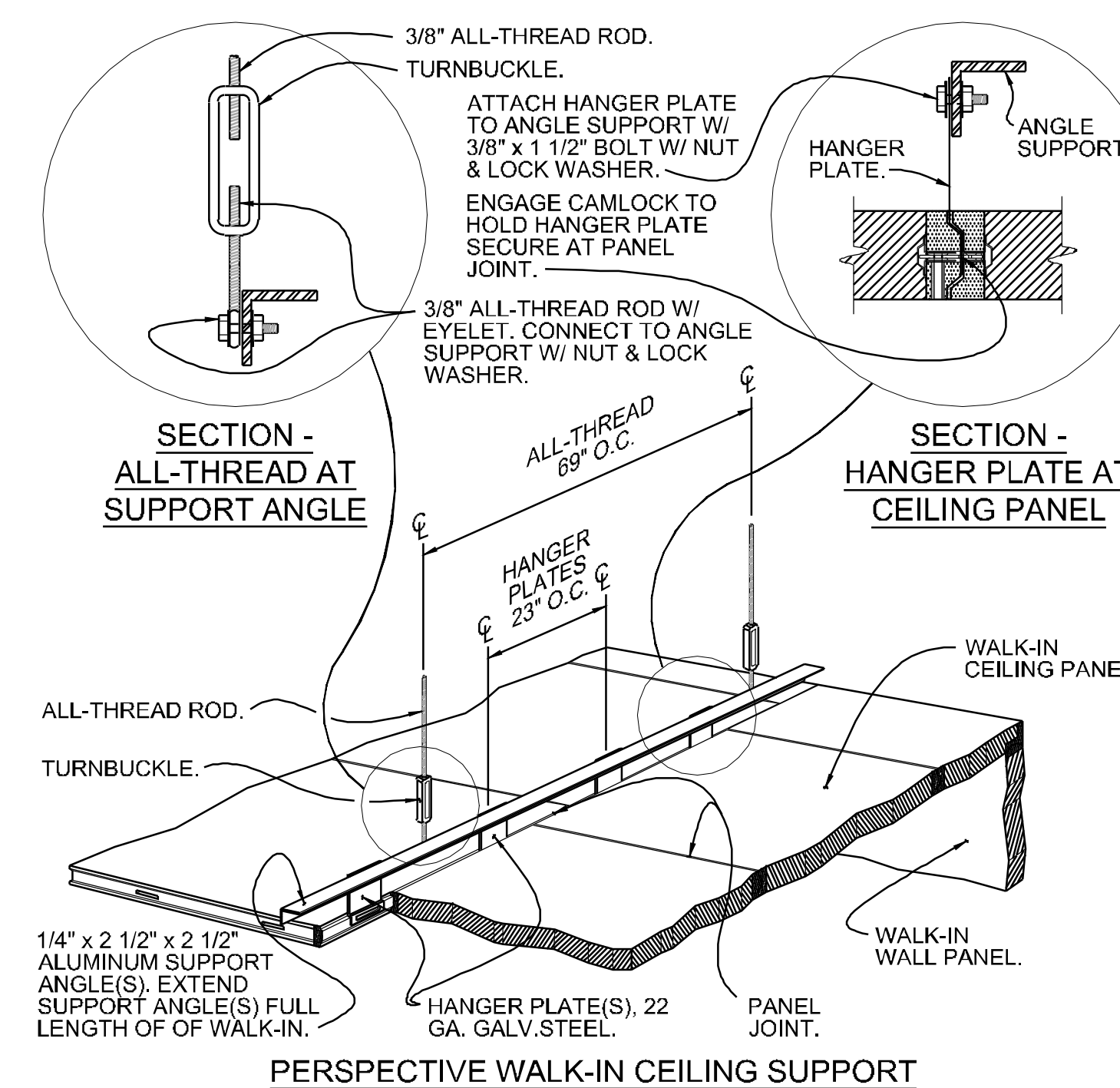
SUPPORT CURB NOT UNDER DIV. 11. REFER TO ARCHITECTURAL DRAWING FOR DETAIL.

REFER TO FOODSERVICE EQUIPMENT SHOP DRAWINGS FOR DIMENSIONS.



## 2 ROOF MOUNTED COMPRESSOR

NO SCALE REF: ITEM NO. 01GG, 01BQ, 02BQ, 03WH & 01FD

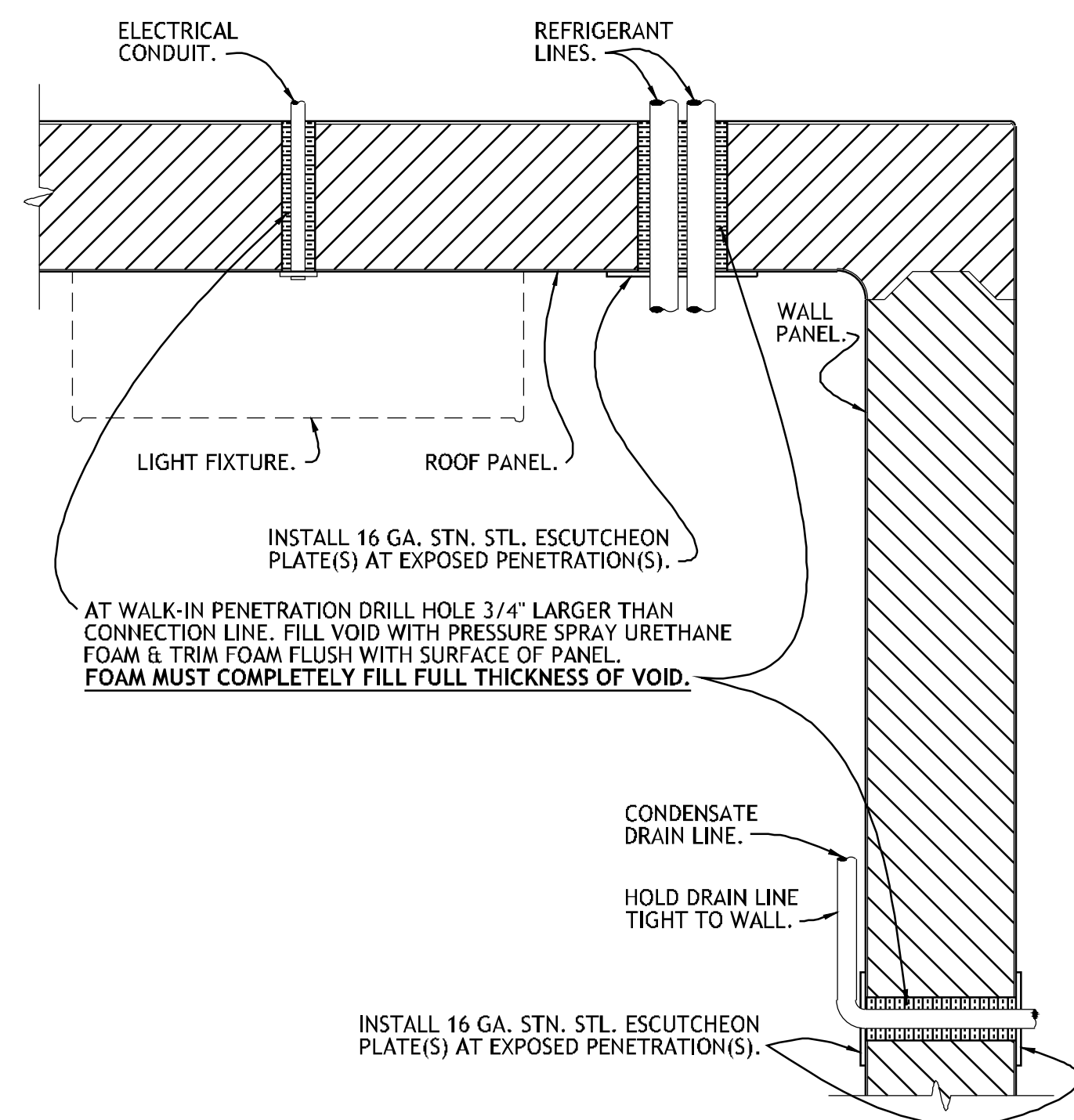


#### NOTE:

FOODSERVICE EQUIPMENT CONTRACTOR TO LOCATE & INSTALL TURNBUCKLE CEILING SUPPORT SYSTEM FROM WALK-IN TO BUILDING STRUCTURE. SUSPEND 3/8\"/>

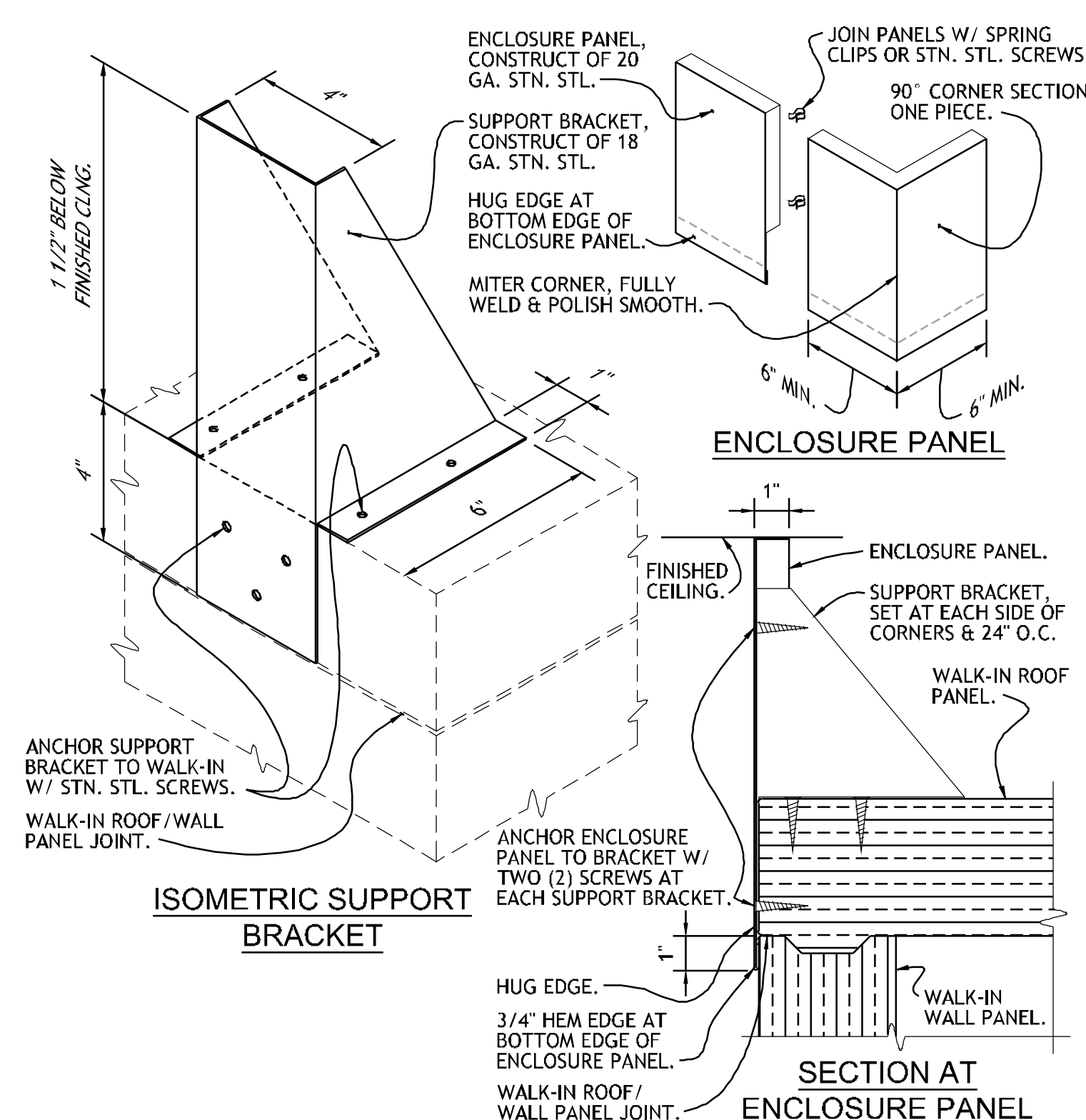
## 3 WALK-IN - CEILING SUSPENSION

NO SCALE REF: ITEM NO. 03WH



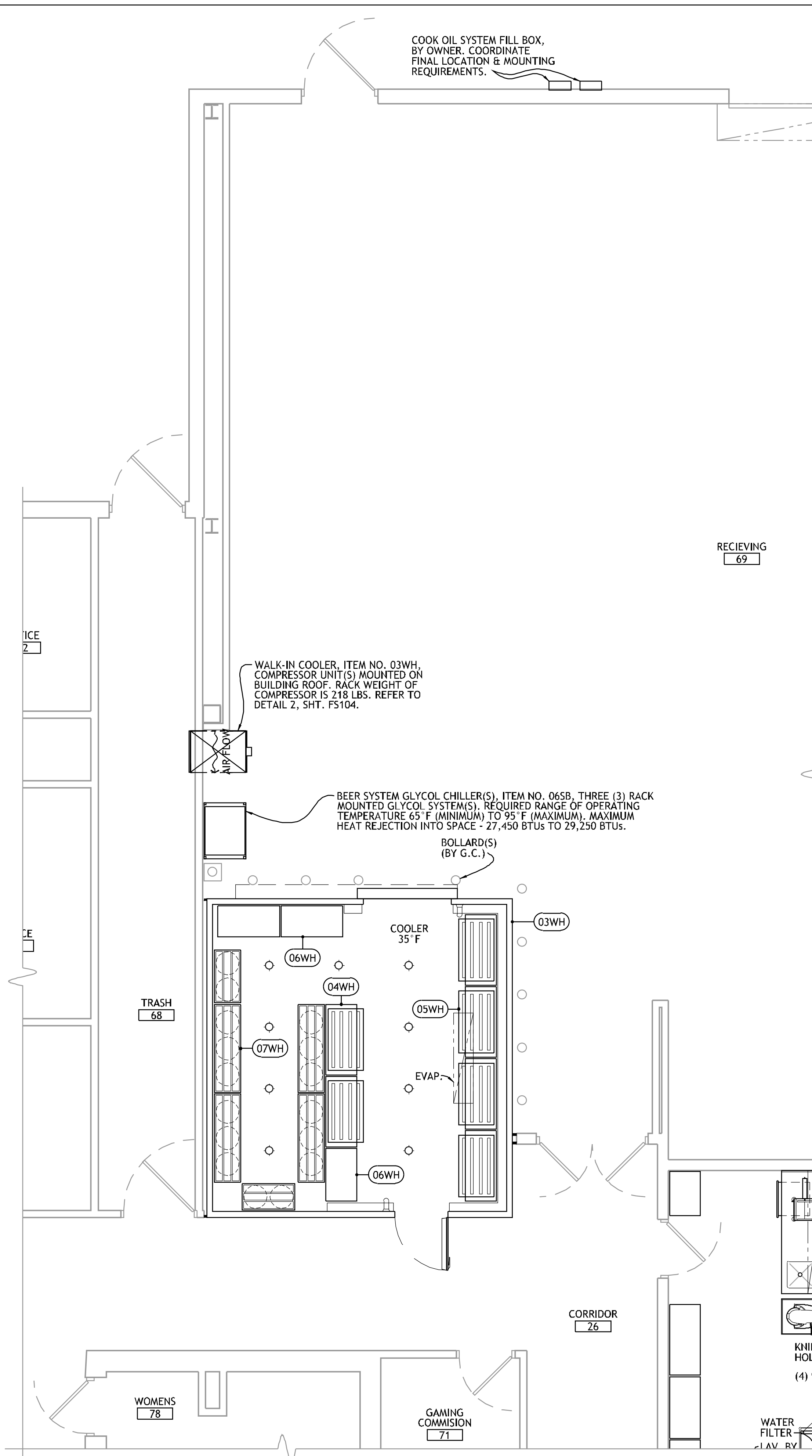
## 4 SECTION - WALK-IN PENETRATIONS

NO SCALE REF: ITEM NO. 01GG, 01BQ, 02BQ, 03WH & 01FD

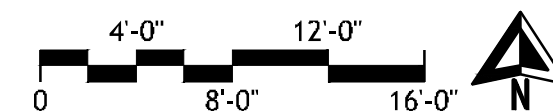


## 5 DETAIL - WALK-IN ENCLOSURE

NO SCALE REF: ITEM NO. 01GG, 01BQ, 02BQ, 03WH & 01FD




## 1 FOODSERVICE EQUIPMENT ARRANGEMENT PLAN - WAREHOUSE



PROJECT NO. 0148  
0 1/2\"/>





**James R. Childers  
Architect, Inc.**

45 South 4th Street  
Fort Smith, AR 72901  
478-783-2480  
www.childersarchitect.com

PROFESSIONAL SEAL

CONSULTANT LOGO:  
**HESMAN Group, LLC**  
7645 E. 63RD STREET  
SUITE 201  
TULSA, OKLAHOMA 74133

CLIENT:  
**CHEROKEE NATION  
Entertainment**



CHEROKEE NATION ENTERTAINMENT  
**TAHLEQUAH CASINO**  
TAHLEQUAH, OKLAHOMA

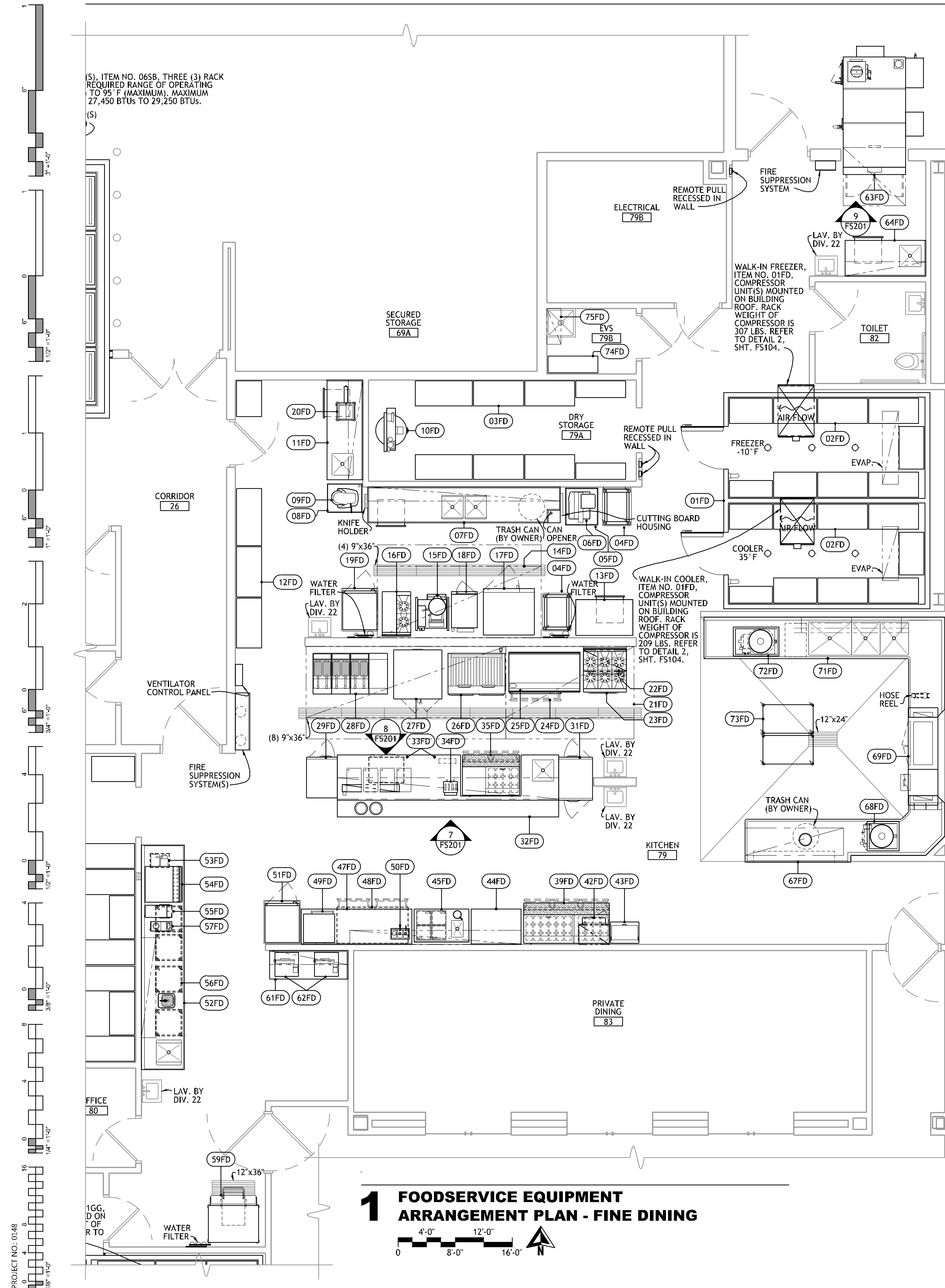
PROJECT PHASE  
**BID PACKAGE 5**

#	DATE	REVISIONS DESCRIPTION

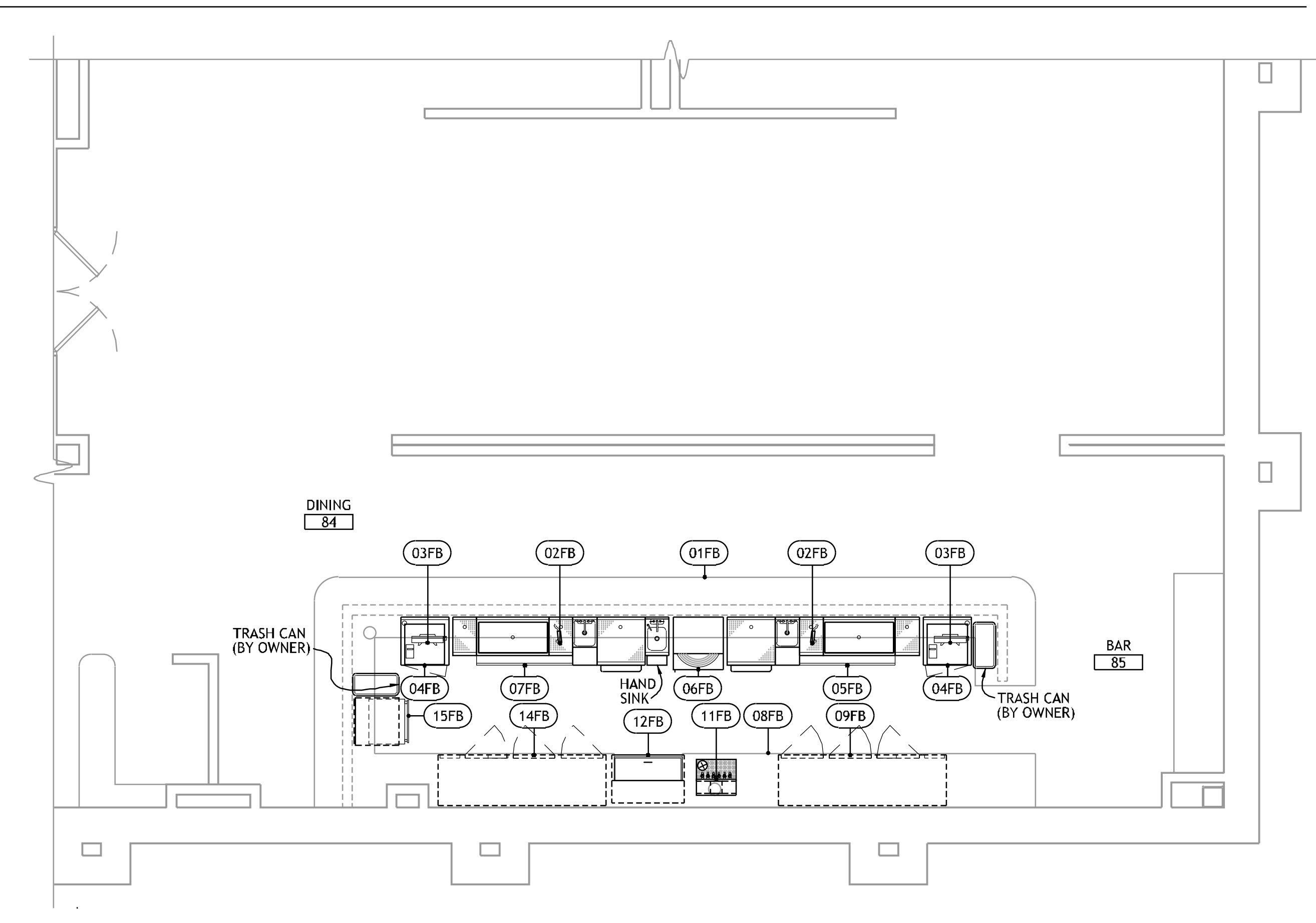
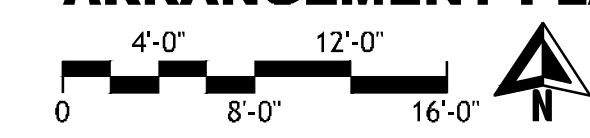
DATE: 05/03/18 JOB NUMBER: 17-06

SHEET NUMBER: **FS105**

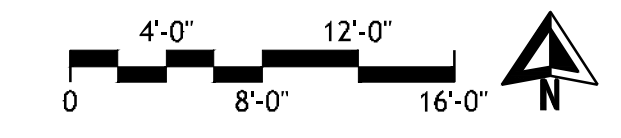
FOODSERVICE  
EQUIPMENT  
ARRANGEMENT  
PLAN



**1 FOODSERVICE EQUIPMENT  
ARRANGEMENT PLAN - FINE DINING**



**2 FOODSERVICE EQUIPMENT  
ARRANGEMENT PLAN - FINE DINING BAR**



FOODSERVICE EQUIPMENT SCHEDULE			
FINE DINING		FINE DINING BAR	
NO.	DESCRIPTION	NO.	DESCRIPTION
01FD	WALK-IN COOLER/FREEZER	39FD	MOBILE REFRIGERATED MAKE TABLE
02FD	WALK-IN SHELVING	40FD	NUMBER NOT USED
03FD	STORAGE SHELVING	41FD	NUMBER NOT USED
04FD	MOBILE COOLING RACK	42FD	LETTUCE CRISPER
05FD	MOBILE SLICER STAND	43FD	MOBILE PLATE CHILLER
06FD	SLICER	44FD	WORK TABLE
07FD	VEGE. PREP. TABLE	45FD	ICE CREAM CASE
08FD	MOBILE MIXER STAND	46FD	NUMBER NOT USED
09FD	20 QUART MIXER	47FD	WORK TABLE
10FD	AIR COMPRESSOR (BY OWNER)	48FD	UNDERCOUNTER REFRIGERATOR
11FD	WORK TABLE	49FD	MICROWAVE CONVECTION OVEN
12FD	STORAGE SHELVING	50FD	TOPPING STATION (BY OWNER)
13FD	MOBILE WORK TABLE	51FD	MOBILE HEATED CABINET
14FD	VENTILATOR W/ FIRE SUPPRESSION SYSTEM	52FD	BEVERAGE TABLE
15FD	10 QUART KETTLE W/ STAND & DRAIN PAN	53FD	CARBONATOR (BY OWNER)
16FD	MOBILE RANGE	54FD	ICE & CARBONATED BEVERAGE DISPENSER (BY OWNER)
17FD	COMBI OVEN	55FD	ICED TEA BREWER (BY OWNER)
18FD	STEAMER	56FD	MOBILE RACK DOLLY
19FD	MOBILE HEATED CABINET	57FD	COFFEE MAKER (BY OWNER)
20FD	PNEUMATIC CUTTER	58FD	NUMBER NOT USED
21FD	VENTILATOR W/ FIRE SUPPRESSION SYSTEM	59FD	ICE MAKER W/ TRANSPORT CART
22FD	SALAMANDER BROILER	60FD	NUMBER NOT USED
23FD	MOBILE RANGE	61FD	WORK TABLE
24FD	MOBILE REFRIGERATED EQUIPMENT STAND	62FD	CASH REGISTER (BY OWNER)
25FD	MOBILE GRIDDLE	63FD	SMOKER
26FD	MOBILE CHAR-BROILER	64FD	WORK TABLE
27FD	MULTI-COOK OVEN	65FD	NUMBER NOT USED
28FD	MOBILE FRYER BANK	66FD	NUMBER NOT USED
29FD	MOBILE FREEZER	67FD	SOILED DISHTABLE
30FD	NUMBER NOT USED	68FD	COLLECTOR
31FD	PASS-THRU REFRIGERATOR	69FD	DISHWASHER W/ BOOSTER HEATER
32FD	CHEF'S COUNTER	70FD	NUMBER NOT USED
33FD	DRAWER WARMER	71FD	POT SINK & CLEAN DISHTABLE
34FD	TOASTER	72FD	COLLECTOR
35FD	MOBILE REFRIGERATED MAKE TABLE	73FD	PAN RACK
36FD	NUMBER NOT USED	74FD	JANITOR'S SHELVING
37FD	NUMBER NOT USED	75FD	WALL SHELF W/ MOP HANGERS
38FD	NUMBER NOT USED		

PROJECT NO. 0148

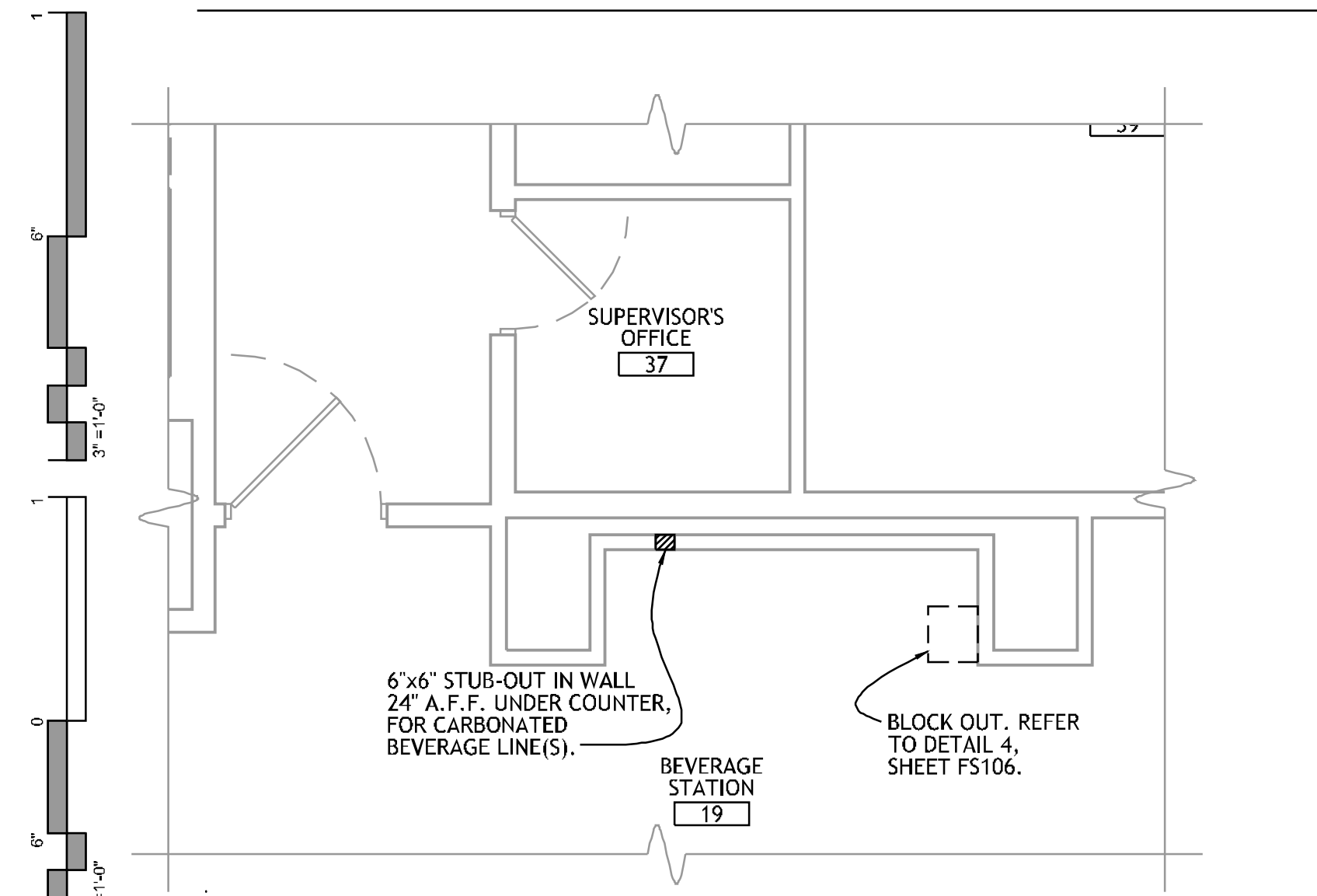
(5). ITEM NO. 065B, THREE (3) RACK  
REQUIRED RANGE OF OPERATING  
TO 95° F (MAXIMUM), MAXIMUM  
27,450 BTUs TO 29,250 BTUs.

(5)

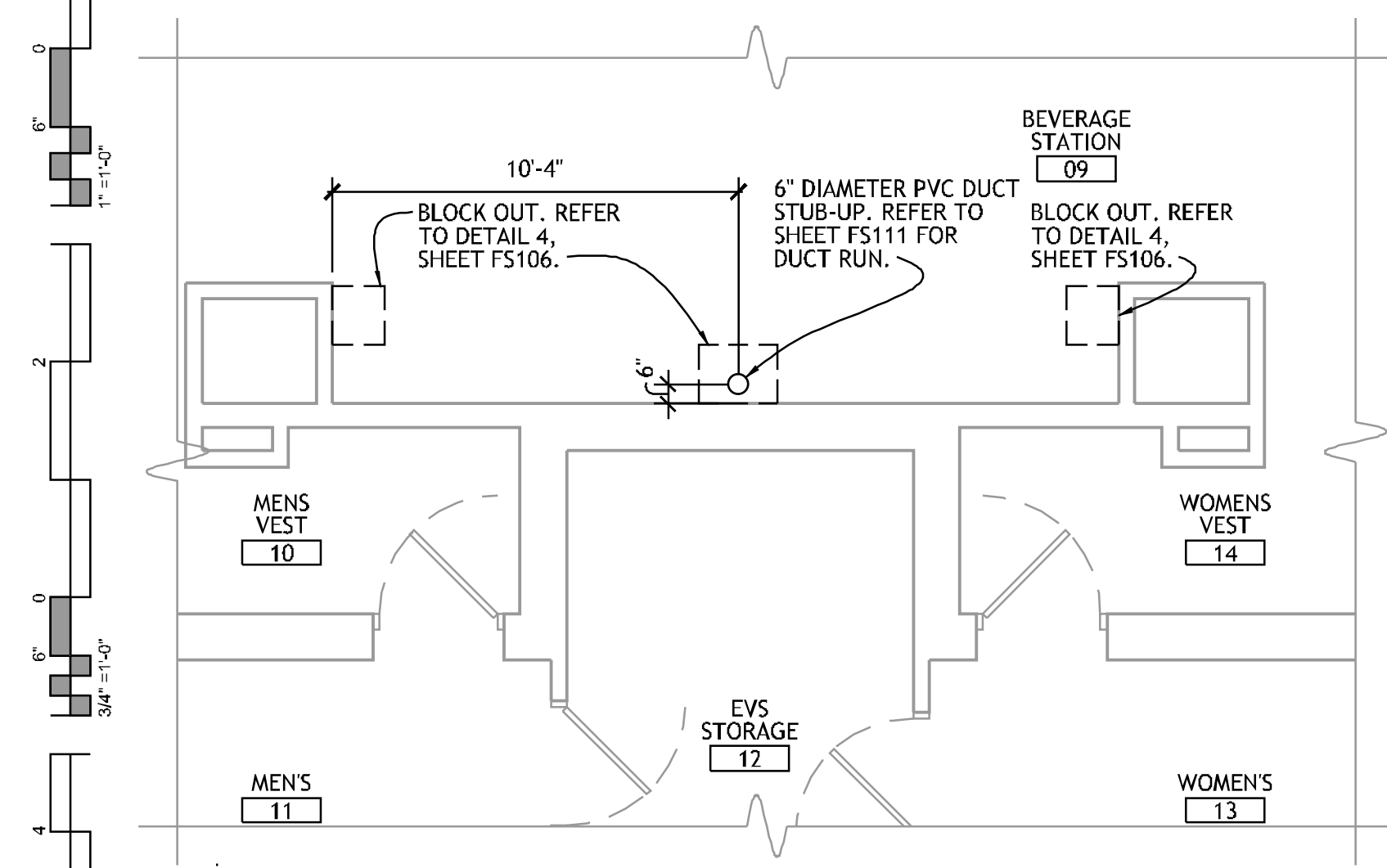
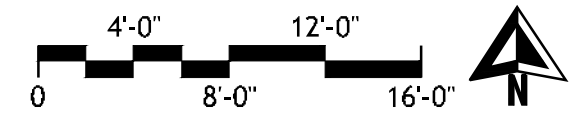
OFFICE  
80

1GG,  
D ON  
T OF  
R TO

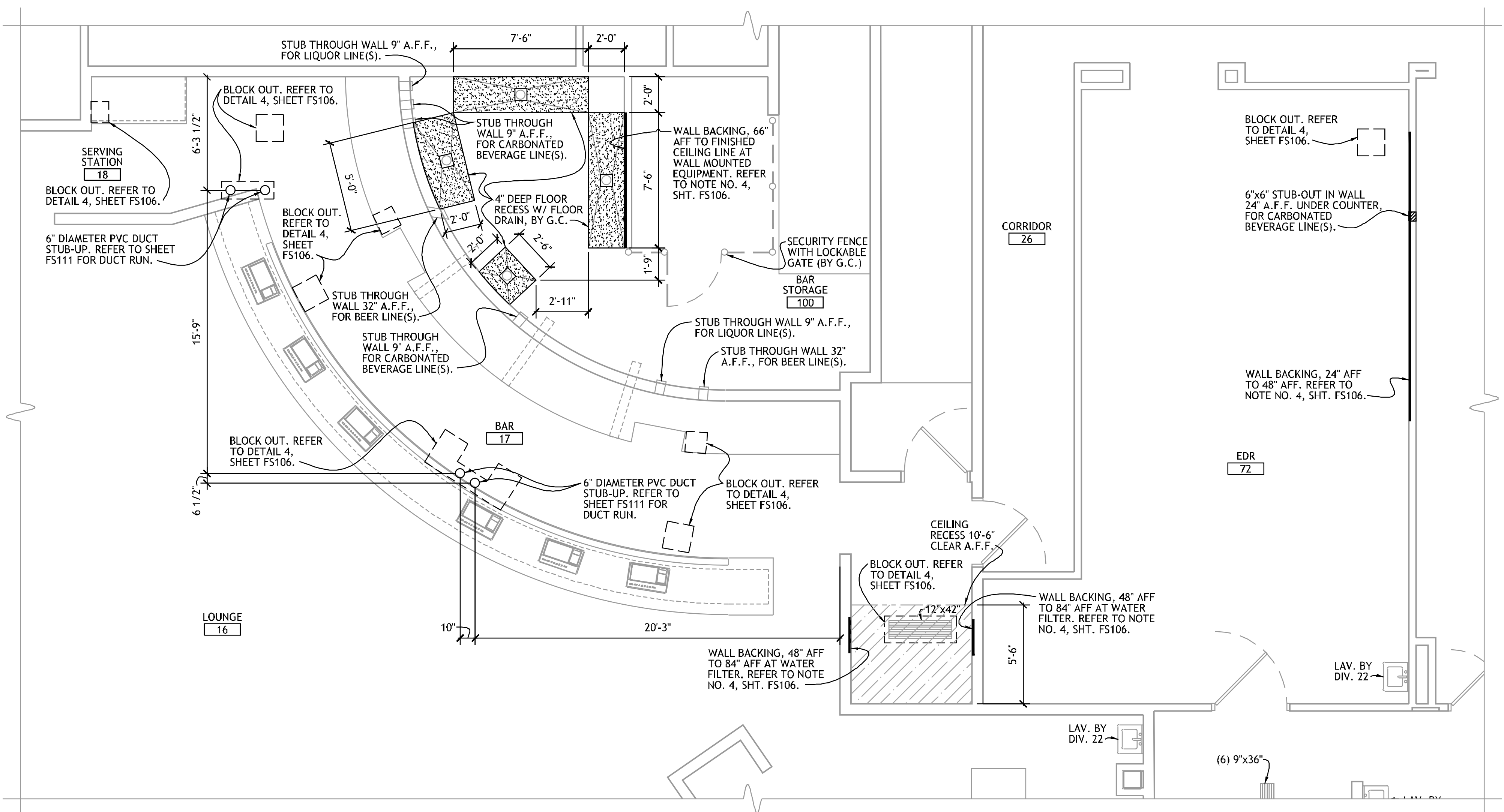
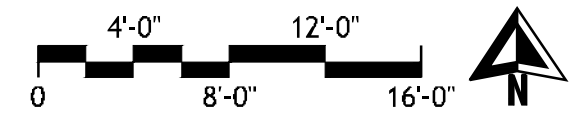




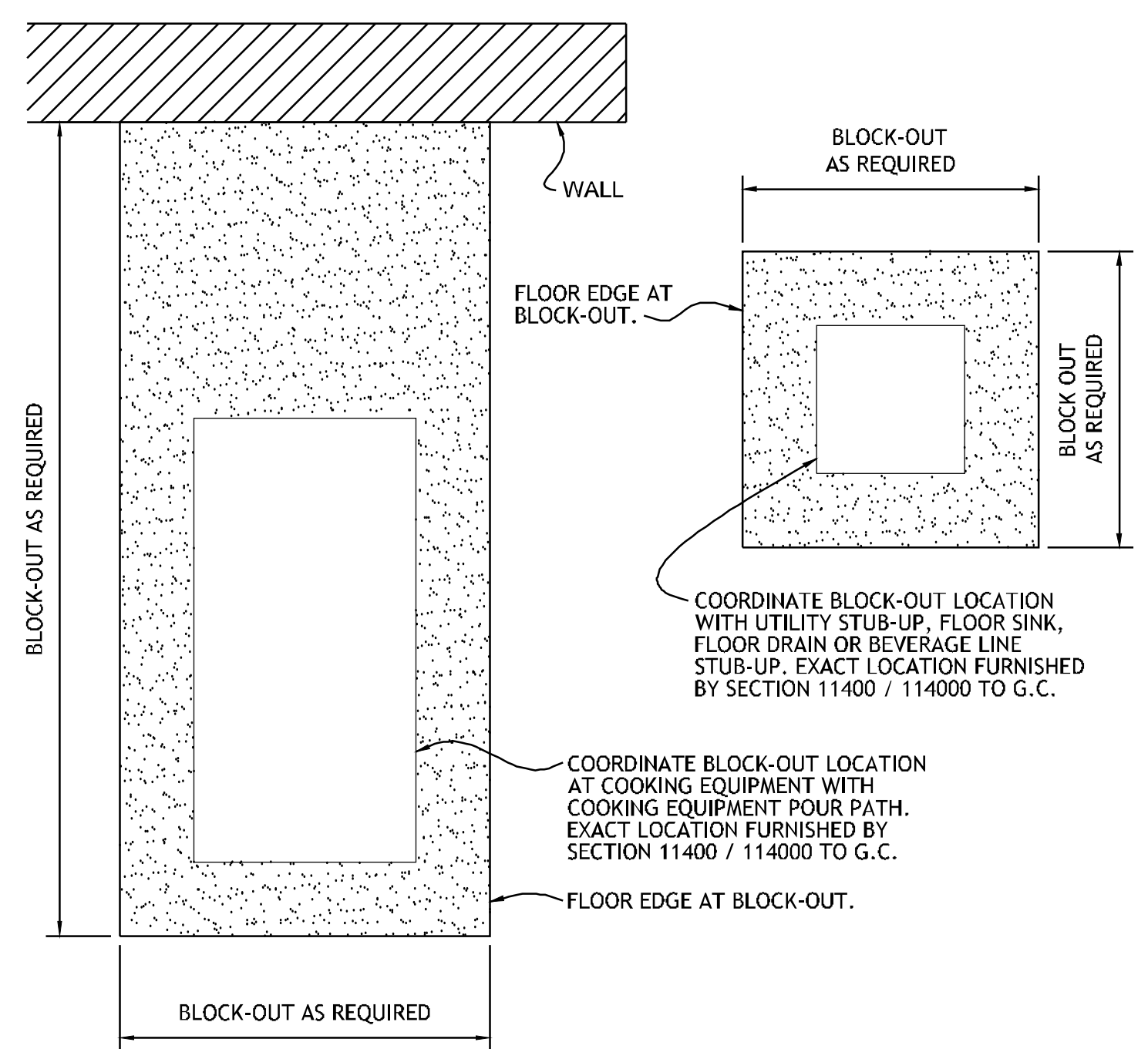
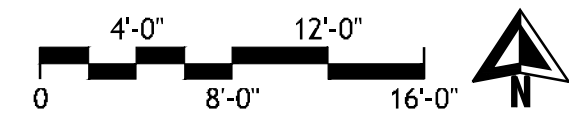
**1 FOODSERVICE EQUIPMENT SPECIAL CONDITIONS PLAN - COMP. BEVE. NORTH**



**2 FOODSERVICE EQUIPMENT SPECIAL CONDITIONS PLAN - COMP. BEVE. SOUTH**




**3 FOODSERVICE EQUIPMENT SPECIAL CONDITIONS PLAN - CASINO BAR & EDR**



**4 TYPICAL - IN-FLOOR UTILITY BLOCK OUT**

NO SCALE

- SPECIAL CONDITIONS NOTES**
- DIMENSIONS ARE SHOWN FOR THE PURPOSES OF DESIGN AND BIDDING ONLY. CONTRACTOR MUST COORDINATE & VERIFY ALL DIMENSIONS WITH FOODSERVICE EQUIPMENT SHOP DRAWINGS & MANUFACTURER'S DATA.
  - PROTECTIVE COVER MUST BE INSTALLED ON WALK-IN WALLS BEFORE INSTALLING CONCRETE FLOORS & CURBS.
  - WALK-IN MUST BE VENTILATED WITH DOOR(S) LEFT OPEN WHILE INTERIOR CONCRETE WALK-IN FLOOR CURES.
  - G.C. TO FURNISH & INSTALL 16 GA. STEEL BACKING IN WALL FOR MOUNTING OF EQUIPMENT FURNISHED BY SECTION 11400 / 114000. SECTION 11400 / 114000 TO PROVIDE EXACT DIMENSIONED LOCATIONS.



**James R. Childers Architect, Inc.**  
 45 South 4th Street  
 Fort Smith, AR 72901  
 478-783-2480  
 www.jrchidarchitect.com

PROFESSIONAL SEAL:

CONSULTANT LOGO:  
**HESMAN Group, LLC**  
 7645 E. 63RD STREET  
 SUITE 201  
 TULSA, OKLAHOMA 74133

CLIENT:  
**CHEROKEE NATION Entertainment**  
**Cherokee CASINO**

CHEROKEE NATION ENTERTAINMENT  
**TAHLEQUAH CASINO**  
 TAHLEQUAH, OKLAHOMA

PROJECT PHASE:  
**BID PACKAGE 5**


#	DATE	REVISIONS DESCRIPTION

DATE: 05/03/18 JOB NUMBER: 17-06

SHEET NUMBER:  
**FS106**  
 FOODSERVICE EQUIPMENT SPECIAL COND. PLAN

PROJECT NO. 0148  
 0 2 4 6 8 10 12 14 16 18 20 22 24 26 28 30 32 34 36 38 40 42 44 46 48 50 52 54 56 58 60 62 64 66 68 70 72 74 76 78 80 82 84 86 88 90 92 94 96 98 100





**James R. Childers  
Architect, Inc.**  
45 South 4th Street  
Fort Smith, AR 72901  
479-783-2490  
www.jrchildersarchitect.com

PROFESSIONAL SEAL:  
CONSULTANT LOGO:

**HESMAN Group, LLC**  
7645 E. 63RD STREET  
SUITE 201  
TULSA, OKLAHOMA 74133

CLIENT: **CHEROKEE NATION  
Entertainment**



**CHEROKEE NATION ENTERTAINMENT  
TAHLEQUAH CASINO**  
TAHLEQUAH, OKLAHOMA

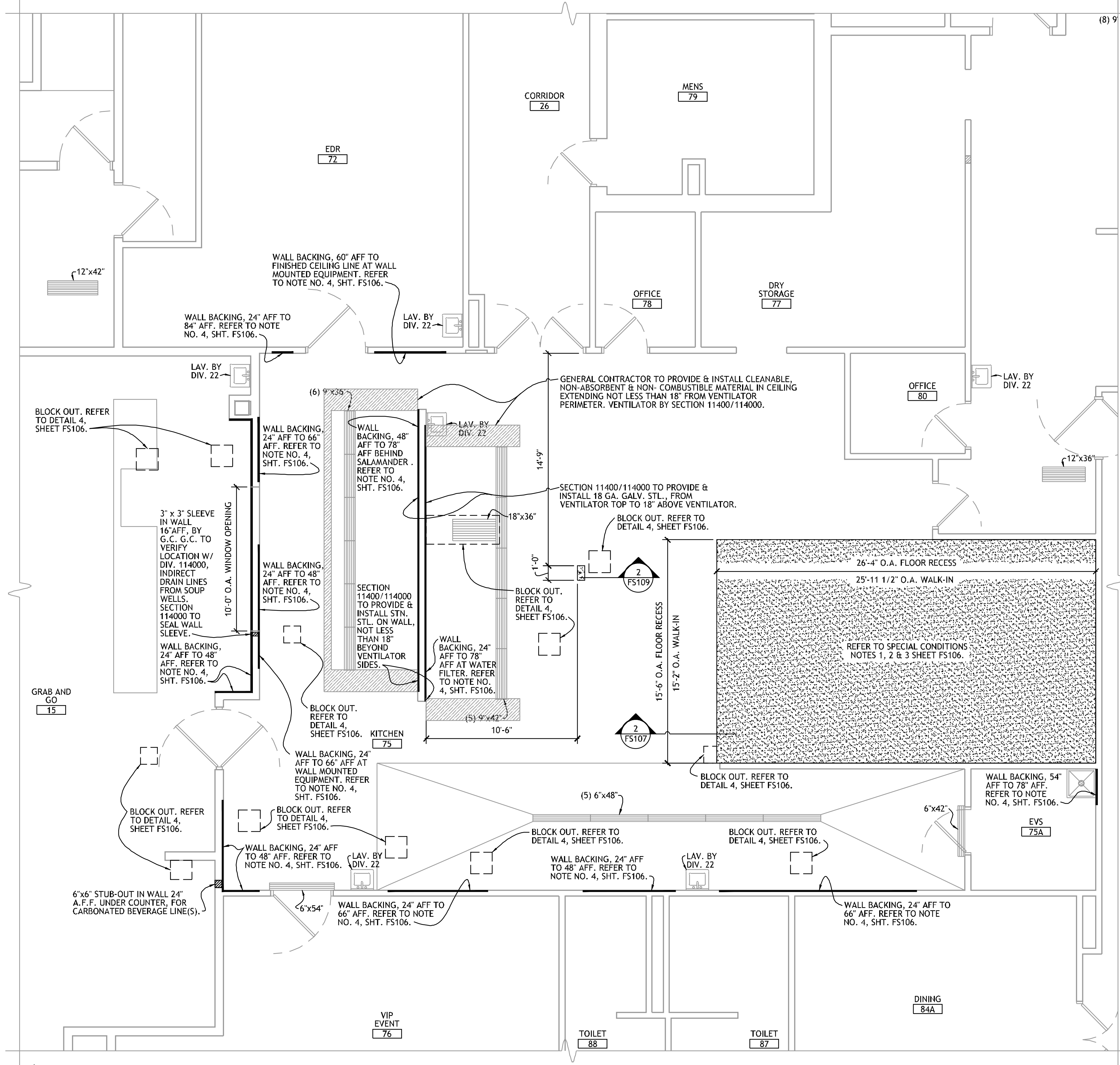
PROJECT PHASE:  
**BID PACKAGE 5**

#	DATE	REVISIONS DESCRIPTION

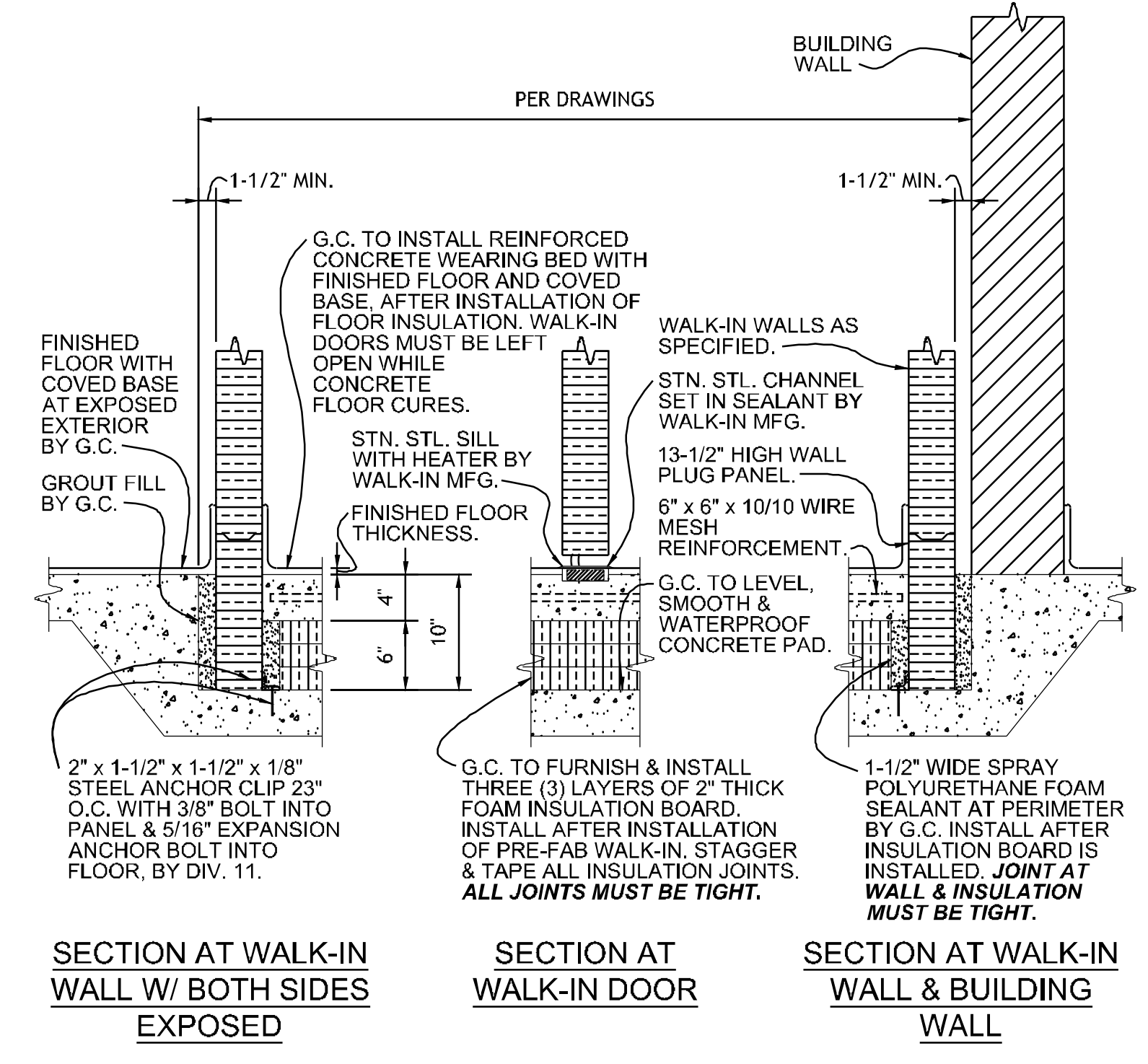
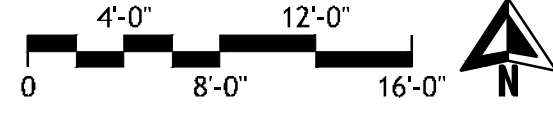
DATE: 05/03/18 JOB NUMBER: 17-06

SHEET NUMBER: **FS107**

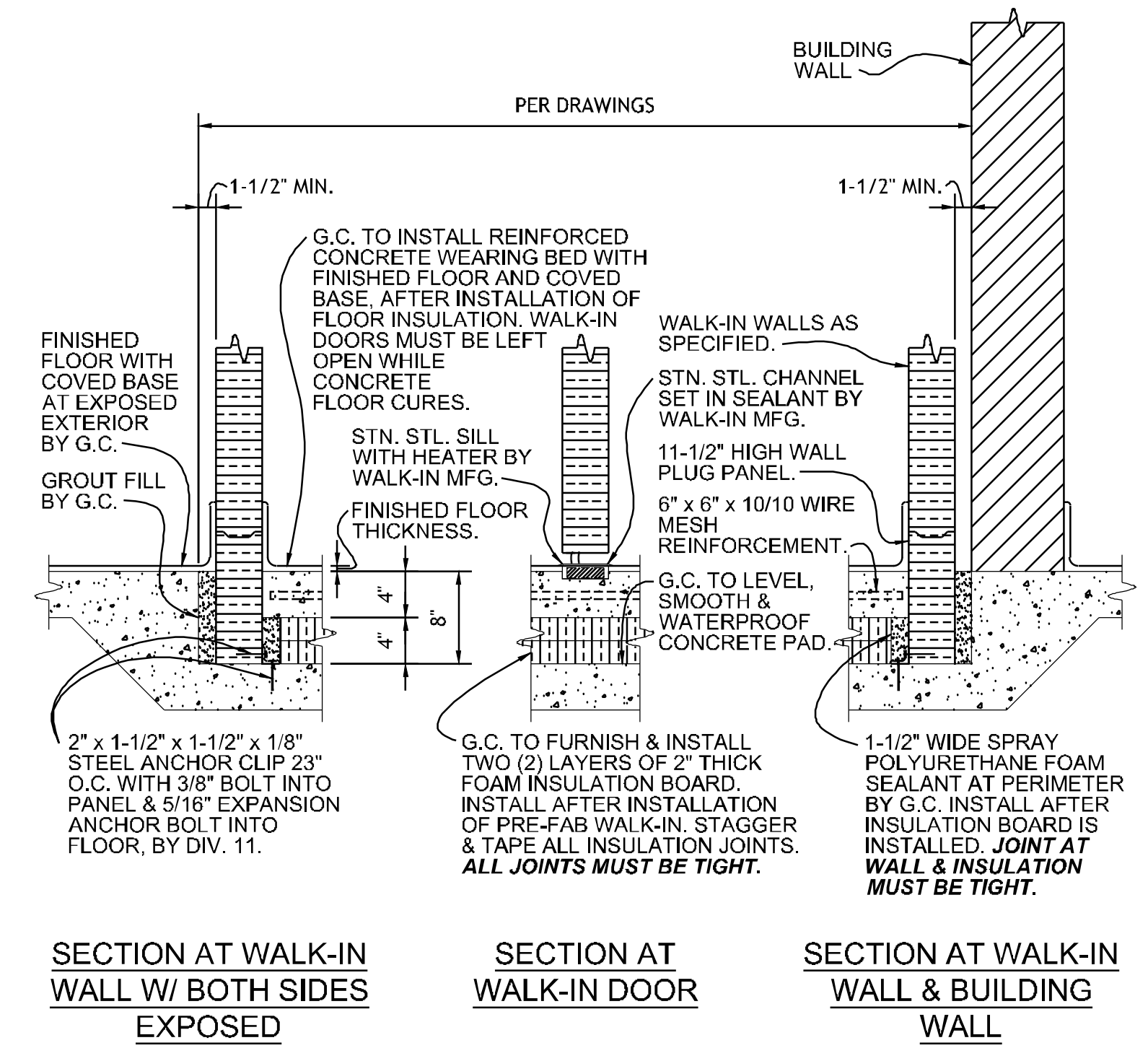
**FOODSERVICE  
EQUIPMENT  
SPECIAL COND.  
PLAN**



**1 FOODSERVICE EQUIPMENT  
SPECIAL CONDITIONS PLAN - GRAB-N-GO KITCHEN**



**2 SECTION - FLOOR RECESS AT  
WALK-IN COOLER/FREEZER**  
NO SCALE REF: ITEM NO. 01GG, 01BQ & 01FD




**3 SECTION - FLOOR RECESS AT  
WALK-IN COOLER**  
NO SCALE REF: ITEM NO. 02BQ & 03WH

SEE SHEET FS106 FOR SPECIAL CONDITIONS NOTES.

PROJECT NO. 0148





James R. Childers  
Architect, Inc.

45 South 4th Street  
Fort Smith, AR 72901  
478-783-2480  
www.jrchildersarchitect.com

PROFESSIONAL SEAL:

CONSULTANT LOGO:

HESMAN Group, LLC  
7645 E. 63RD STREET  
SUITE 201  
TULSA, OKLAHOMA 74133

CLIENT:  
CHEROKEE NATION  
Entertainment



CHEROKEE NATION ENTERTAINMENT  
TAHLEQUAH CASINO  
TAHLEQUAH, OKLAHOMA

PROJECT PHASE:

BID PACKAGE 5

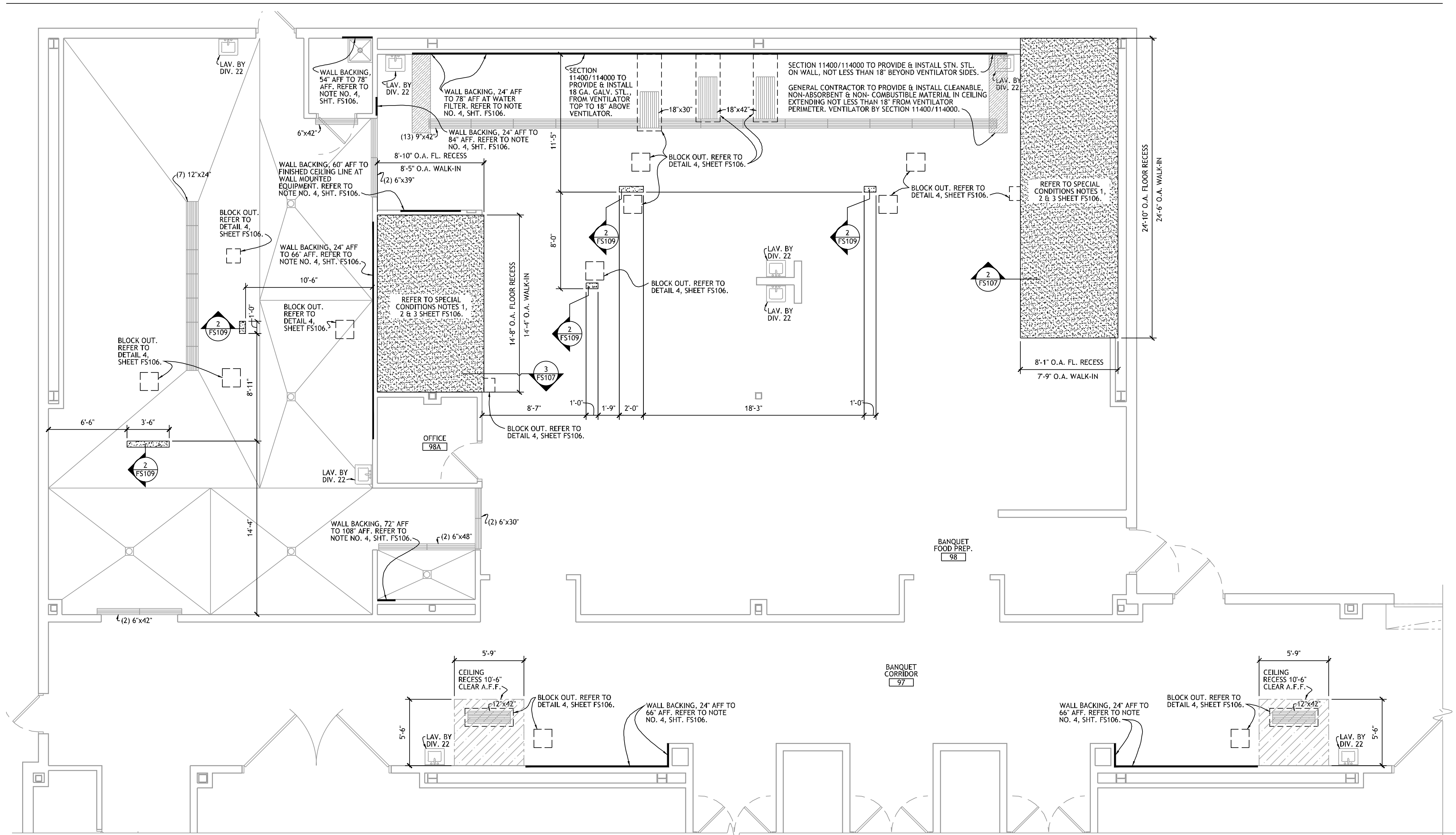
#	DATE	REVISIONS DESCRIPTION

DATE: 05/03/18 JOB NUMBER: 17-06

SHEET NUMBER:

FS108

FOODSERVICE  
EQUIPMENT  
SPECIAL COND.  
PLAN



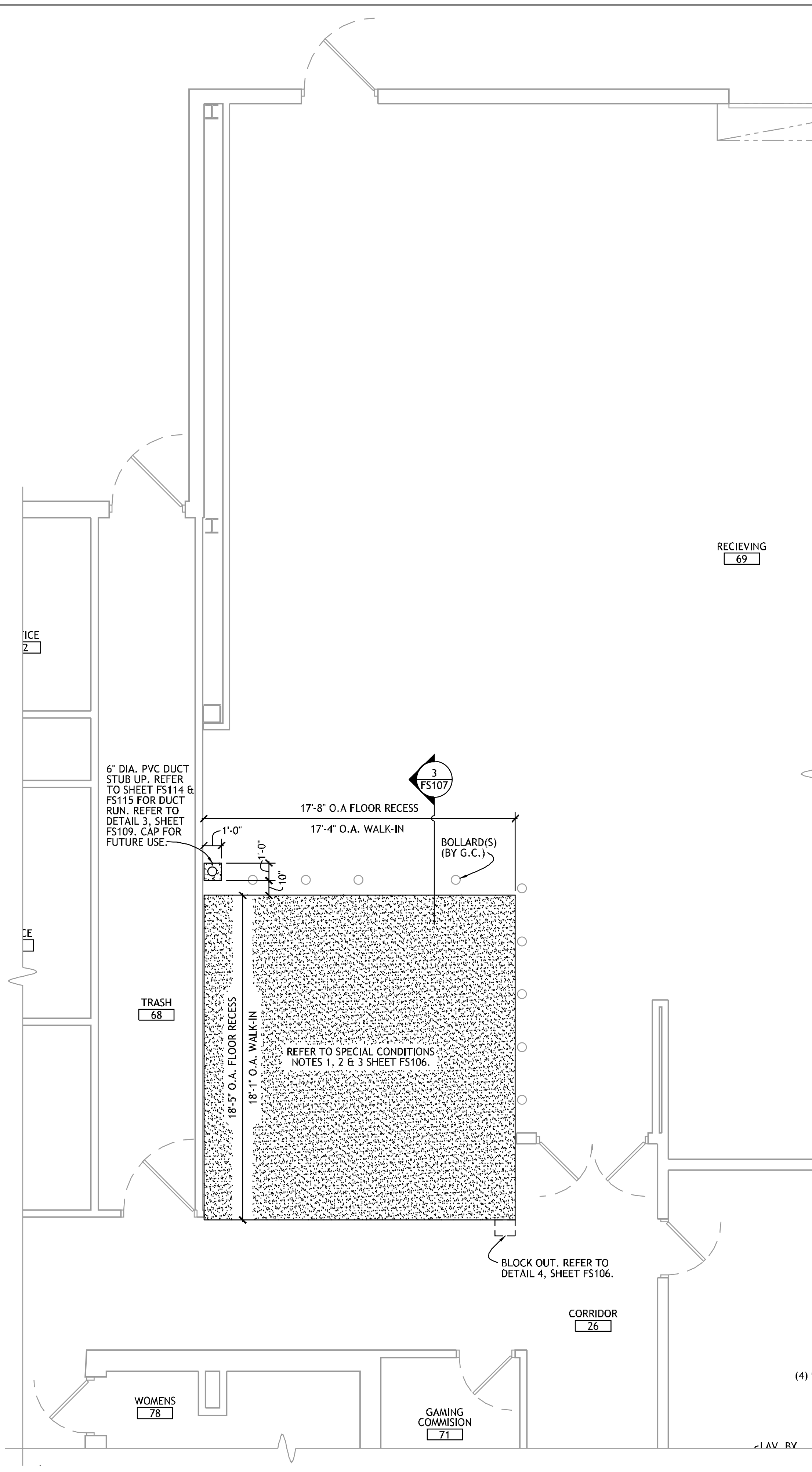
**1 FOODSERVICE EQUIPMENT  
SPECIAL CONDITIONS PLAN - BANQUET KITCHEN**

SEE SHEET FS106 FOR SPECIAL CONDITIONS NOTES.

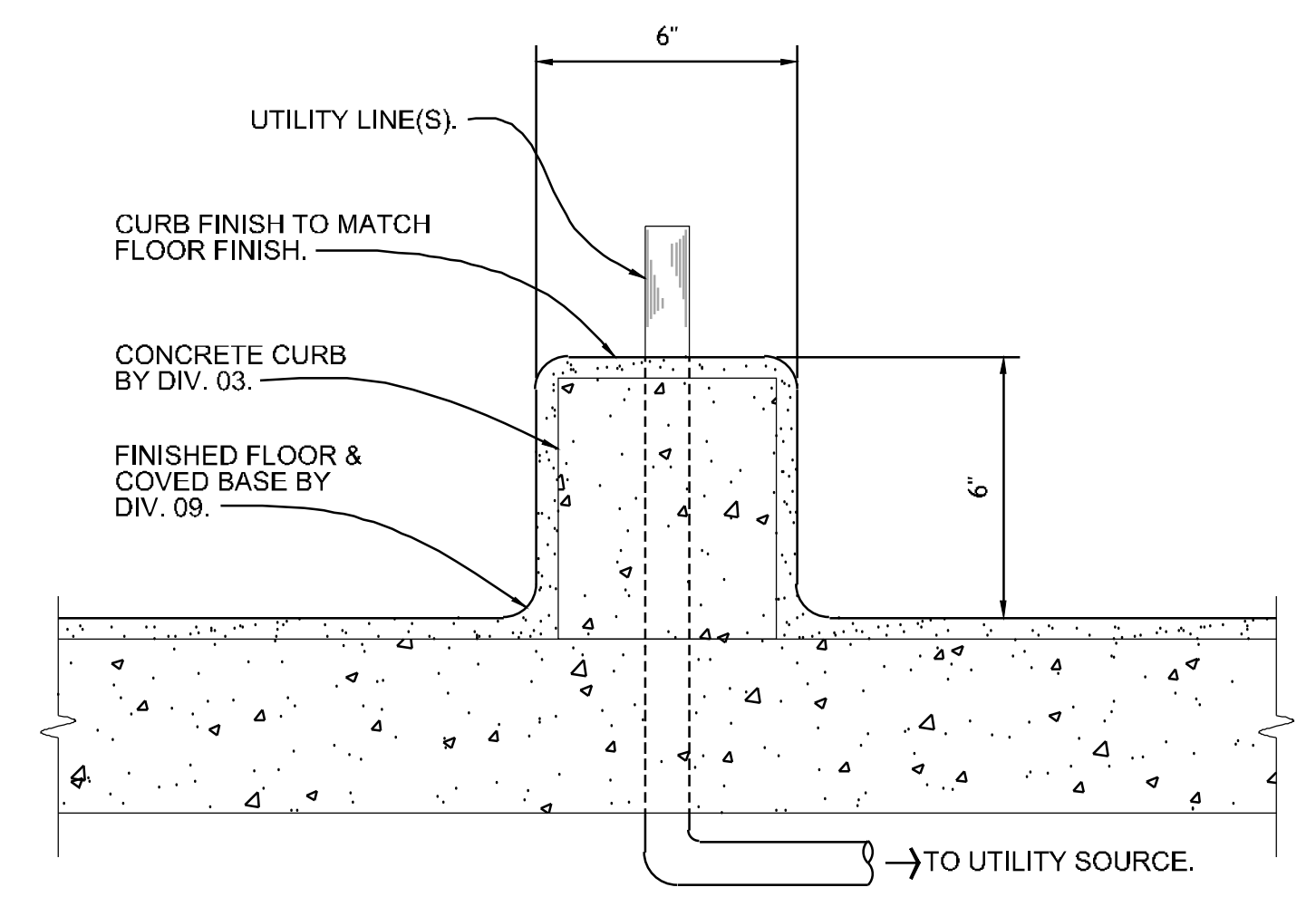
PROJECT NO. 0148



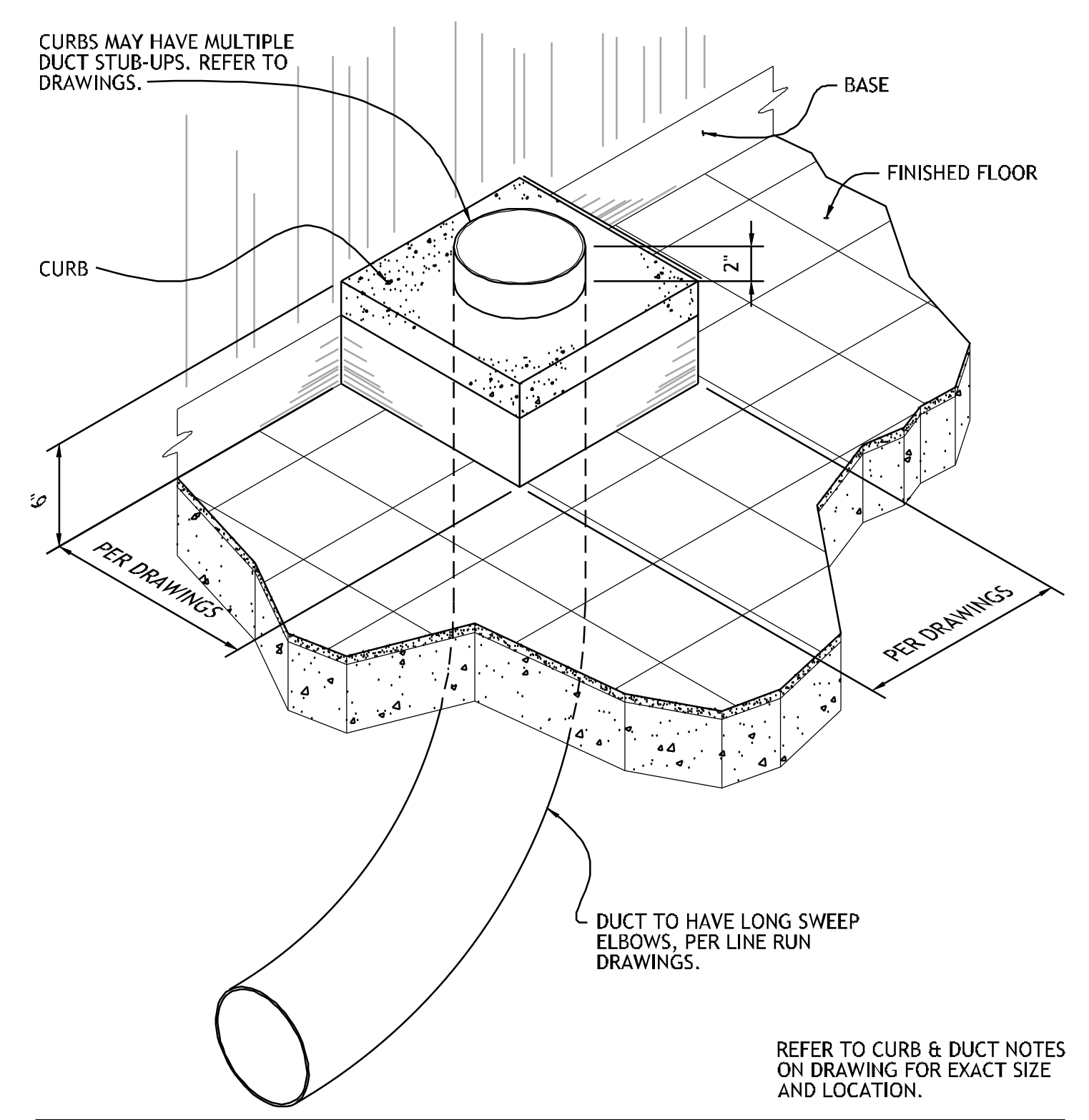
PROJECT NO. 0148  
 1/8" = 1'-0"  
 0  
 4  
 8  
 12  
 16  
 1/4" = 1'-0"  
 0  
 4  
 8  
 12  
 16  
 1/2" = 1'-0"  
 0  
 4  
 8  
 12  
 16  
 3/8" = 1'-0"  
 0  
 4  
 8  
 12  
 16  
 3/4" = 1'-0"  
 0  
 4  
 8  
 12  
 16  
 1" = 1'-0"  
 0  
 4  
 8  
 12  
 16  
 1 1/2" = 1'-0"  
 0  
 4  
 8  
 12  
 16  
 2" = 1'-0"  
 0  
 4  
 8  
 12  
 16  
 3" = 1'-0"



**1 FOODSERVICE EQUIPMENT SPECIAL CONDITIONS PLAN - WAREHOUSE**




**2 TYPICAL SECTION - ISLAND UTILITY CURB**  
NO SCALE



**3 TYPICAL - CONCRETE CURB AT DUCT STUB-UP**  
NO SCALE

SEE SHEET FS106 FOR SPECIAL CONDITIONS NOTES.



**James R. Childers Architect, Inc.**  
 45 South 4th Street  
 Fort Smith, AR 72901  
 478-783-2480  
 www.childersarchitect.com

PROFESSIONAL SEAL:

CONSULTANT LOGO:  
**HESMAN Group, LLC**  
 7645 E. 69th STREET  
 SUITE 201  
 TULSA, OKLAHOMA 74133



CHEROKEE NATION ENTERTAINMENT  
**TAHLEQUAH CASINO**  
 TAHLEQUAH, OKLAHOMA

PROJECT PHASE:  
**BID PACKAGE 5**


#	DATE	REVISIONS DESCRIPTION

DATE: 05/03/18  
 JOB NUMBER: 17-06  
 SHEET NUMBER: **FS109**  
 FOODSERVICE EQUIPMENT SPECIAL COND. PLAN









**James R. Childers  
Architect, Inc.**  
45 South 4th Street  
Fort Smith, AR 72901  
478-783-2480  
www.jrchildersarchitect.com

PROFESSIONAL SEAL:

CONSULTANT LOGO:  
**HESMAN Group, LLC**  
7645 E. 69th STREET  
SUITE 201  
TULSA, OKLAHOMA 74133

CLIENT:  
**CHEROKEE NATION  
Entertainment**  
**Cherokee  
CASINO**

CHEROKEE NATION ENTERTAINMENT  
**TAHLEQUAH CASINO**  
TAHLEQUAH, OKLAHOMA

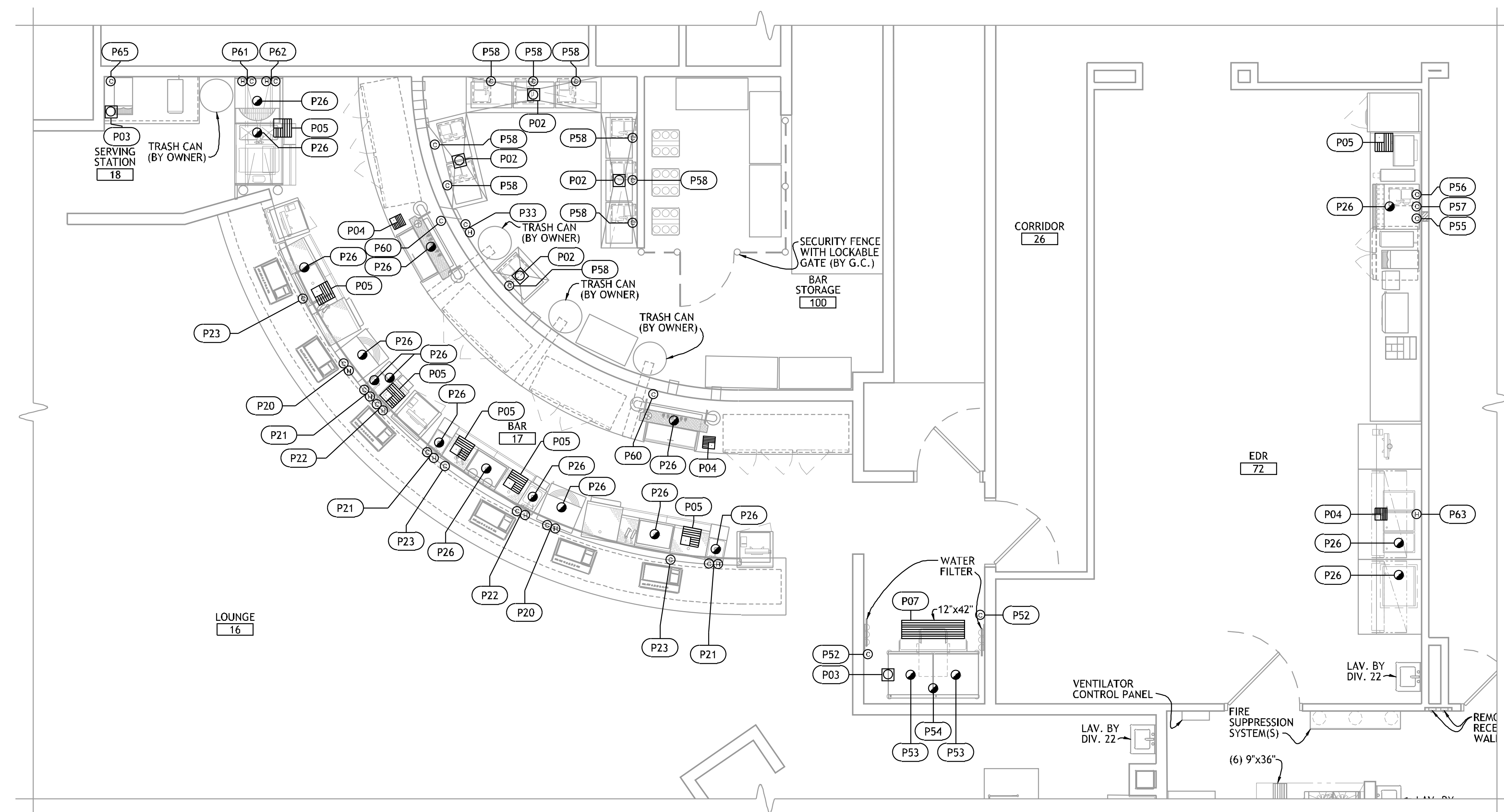
PROJECT PHASE:  
BID PACKAGE 5

#	DATE	REVISIONS DESCRIPTION

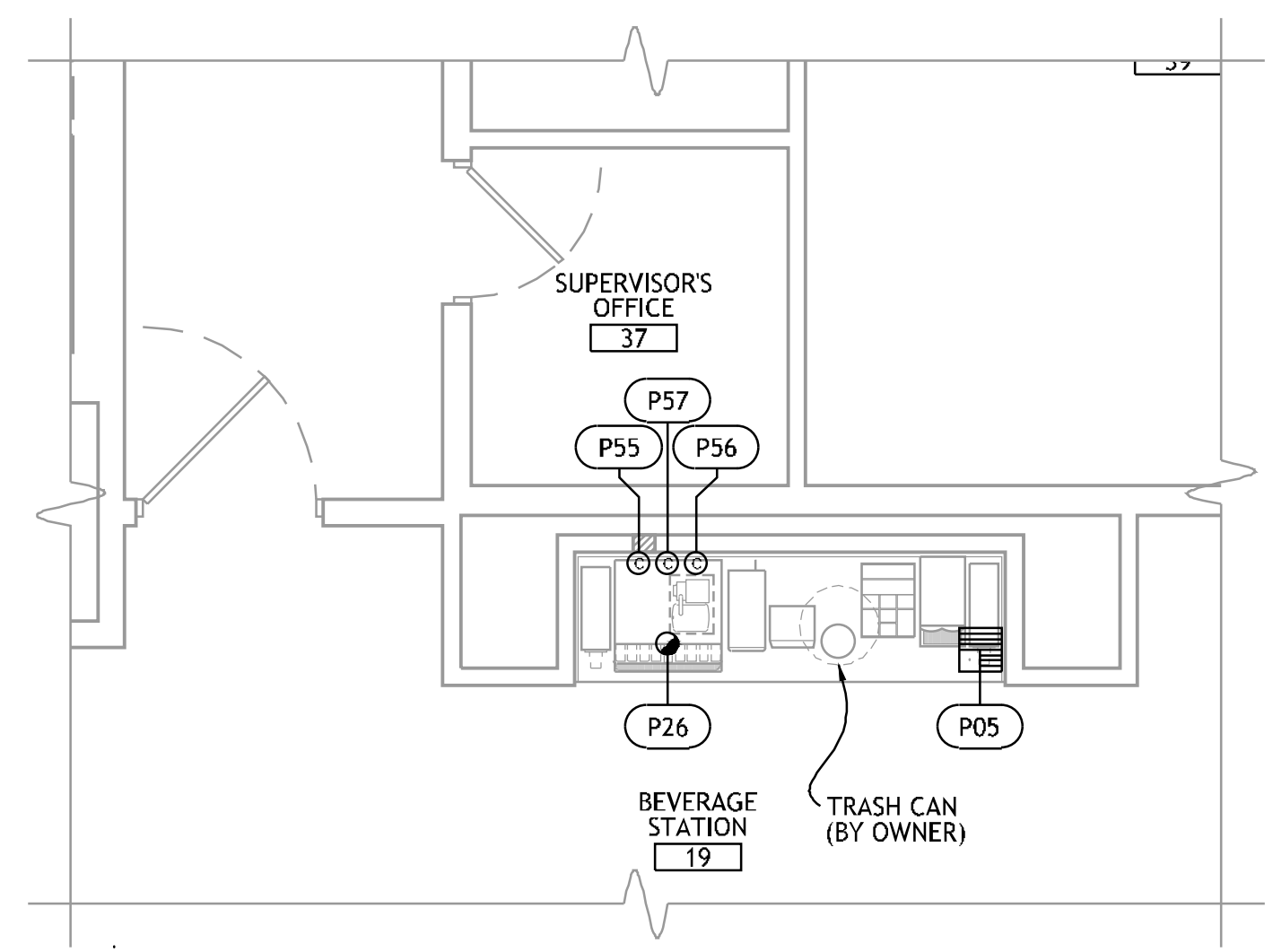
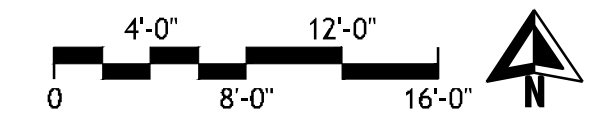
DATE: 05/03/18 JOB NUMBER: 17-06

SHEET NUMBER:  
**FS111**

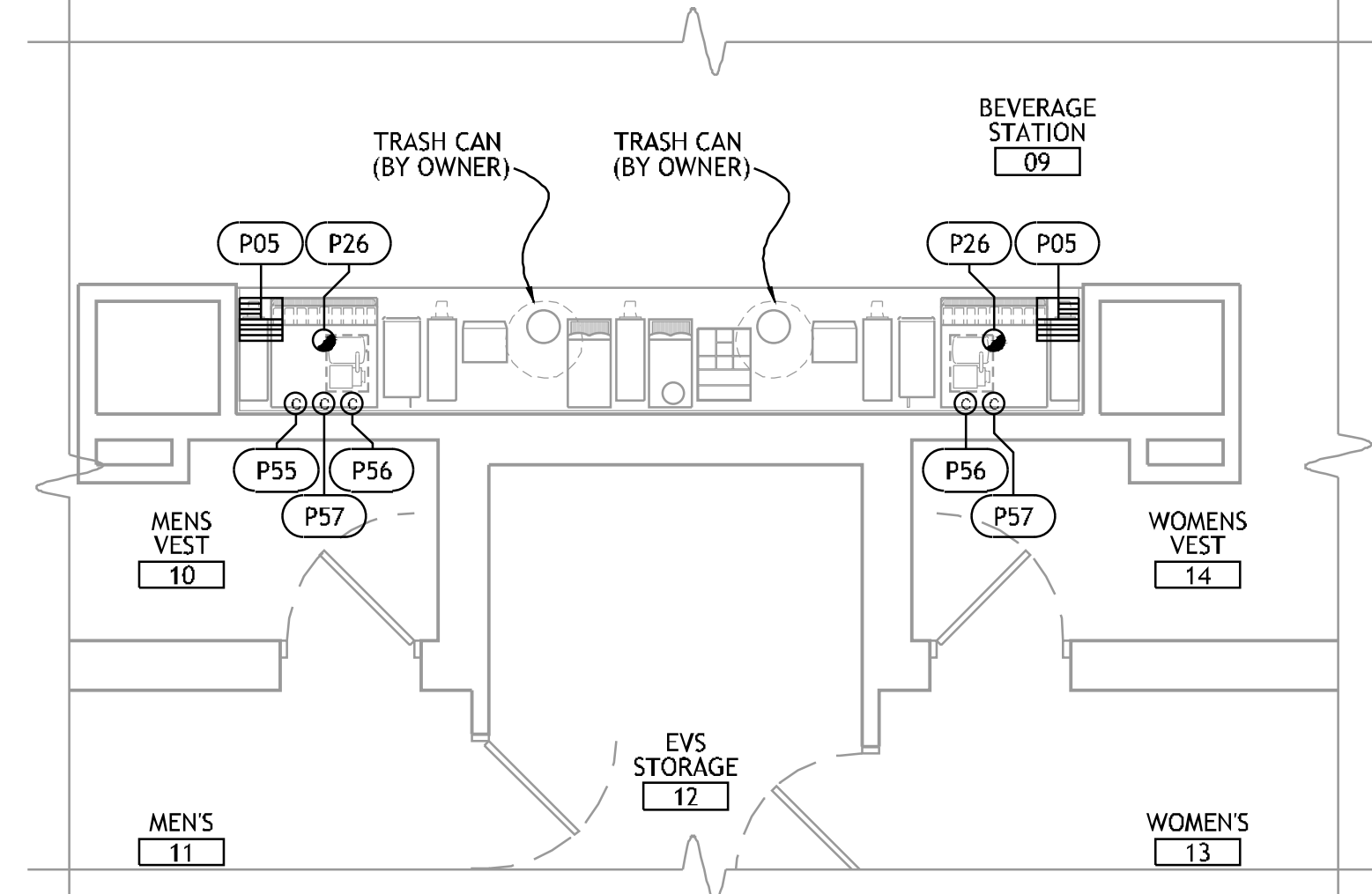
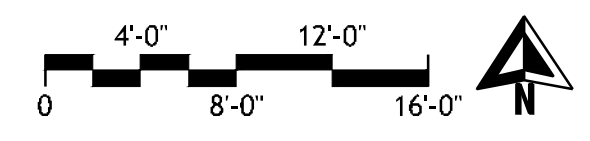
FOODSERVICE  
EQUIPMENT  
PLUMBING  
CONNECTION PLAN



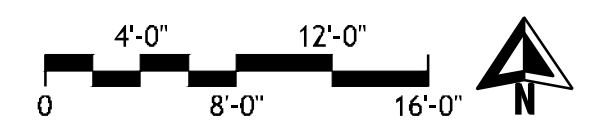
**3 FOODSERVICE EQUIPMENT  
PLUMBING CONNECTION PLAN - CASINO BAR & EDR**



**1 FOODSERVICE EQUIPMENT  
PLUMBING CONNECTION PLAN - COMP. BEVE. NORTH**



**2 FOODSERVICE EQUIPMENT  
PLUMBING CONNECTION PLAN - COMP. BEVE. SOUTH**




REFER TO SHEET FS116 FOR PLUMBING & MECHANICAL NOTES & CONNECTION SCHEDULE.

**PLUMBING & MECHANICAL SYMBOLS**

⊕	HW	HOT WATER
⊖	CW	COLD WATER
●	DR	DRAIN
⦿	IW	INDIRECT WASTE (EXTEND TO FD)
⊕	CWS	CHILLED WATER SUPPLY
⊖	CWR	CHILLED WATER RETURN
⊕	FD	FLOOR DRAIN
⊕	FFD	FUNNEL FLOOR DRAIN
⊕	FS	FLOOR SINK
⊕	TD	TRENCH DRAIN
⊕	G	GAS SUPPLY
⊕	EVC	EXHAUST VENT CONNECTION
⊕	SVC	SUPPLY VENT CONNECTION
⊕	FLR	DIRECT CONNECTED FLUE RISER
⊕	DFA	DROP FROM ABOVE
⊕	AFF	ABOVE FINISHED FLOOR
⊕	BTC	BRANCH TO CONNECTION

PROJECT NO.: 0148  
1/8" = 1'-0"  
3/8" = 1'-0"  
1/4" = 1'-0"  
1/2" = 1'-0"  
3/4" = 1'-0"  
1" = 1'-0"  
1 1/2" = 1'-0"  
2" = 1'-0"  
3" = 1'-0"  
4" = 1'-0"  
6" = 1'-0"  
8" = 1'-0"  
12" = 1'-0"  
18" = 1'-0"





James R. Childers  
Architect, Inc.

45 South 4th Street  
Fort Smith, AR 72901  
478-783-2480  
www.chrchildersarchitect.com

PROFESSIONAL SEAL:

CONSULTANT LOGO:



7646 E. 63RD STREET  
SUITE 201  
TULSA, OKLAHOMA 74133



CHEROKEE NATION ENTERTAINMENT  
TAHLEQUAH CASINO  
TAHLEQUAH, OKLAHOMA

PROJECT PHASE

BID PACKAGE 5

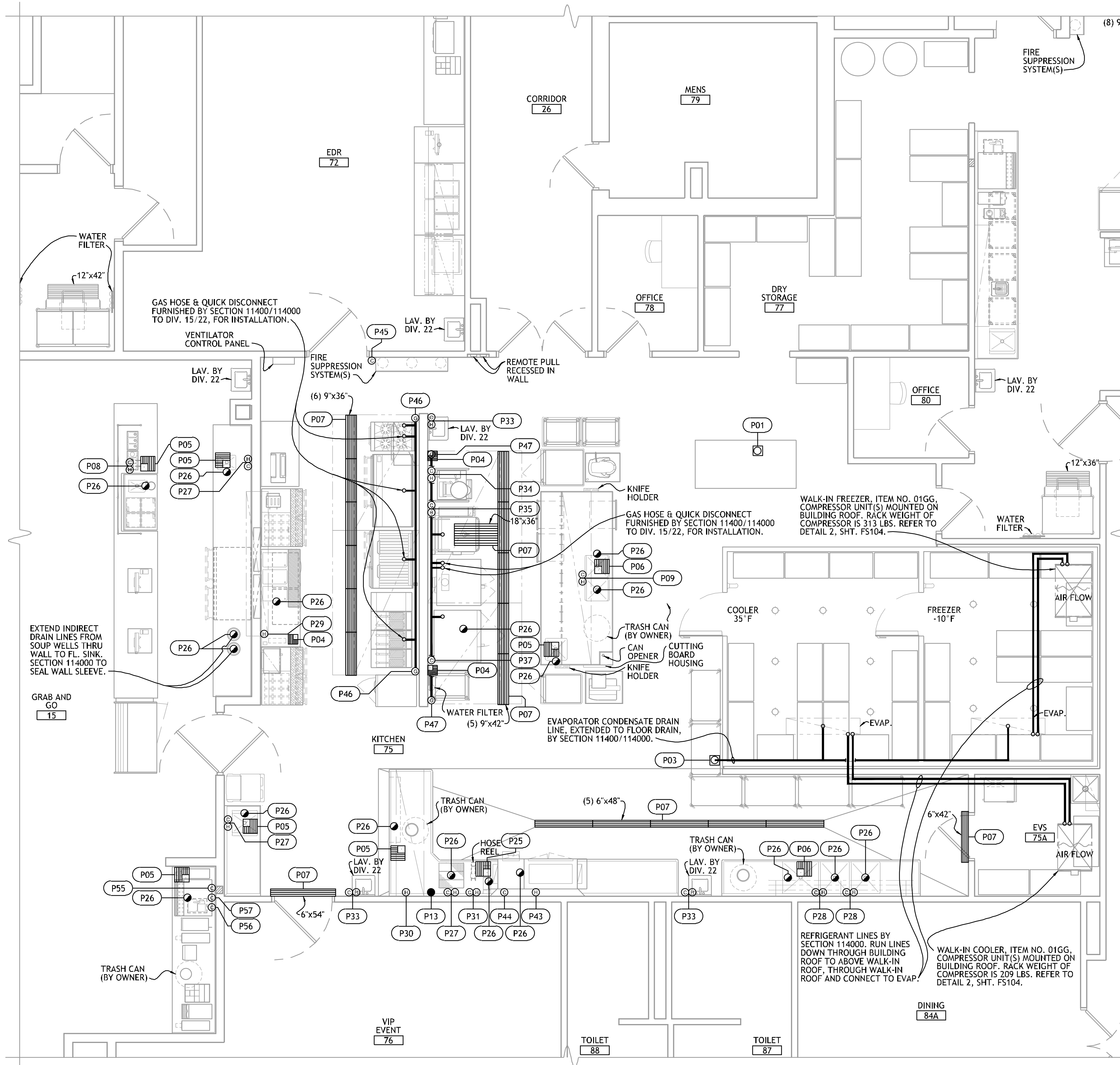
#	DATE	REVISIONS DESCRIPTION

DATE: 05/03/18 JOB NUMBER: 17-06

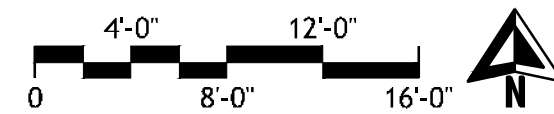
SHEET NUMBER:

FS112

FOODSERVICE  
EQUIPMENT  
PLUMBING  
CONNECTION PLAN



# 1 FOODSERVICE EQUIPMENT PLUMBING CONNECTION PLAN - GRAB-N-GO KITCHEN




REFER TO SHEET FS116 FOR PLUMBING & MECHANICAL  
NOTES & CONNECTION SCHEDULE.

## PLUMBING & MECHANICAL SYMBOLS

⊕	HW	HOT WATER
⊖	CW	COLD WATER
●	DR	DRAIN
⦿	IW	INDIRECT WASTE (EXTEND TO FD)
⊕	CWS	CHILLED WATER SUPPLY
⊖	CWR	CHILLED WATER RETURN
⊕	FD	FLOOR DRAIN
⊕	FFD	FUNNEL FLOOR DRAIN
⊕	FS	FLOOR SINK
⊕	TD	TRENCH DRAIN
⊕	G	GAS SUPPLY
⊕	EVC	EXHAUST VENT CONNECTION
⊕	SVC	SUPPLY VENT CONNECTION
⊕	FLR	DIRECT CONNECTED FLUE RISER
⊕	DFA	DROP FROM ABOVE
⊕	AFF	ABOVE FINISHED FLOOR
⊕	BTC	BRANCH TO CONNECTION

PROJECT NO.: 0148  
1/8" = 1'-0"





James R. Childers  
Architect, Inc.

45 South 4th Street  
Fort Smith, AR 72901  
479-783-2490  
www.jrchitect.com

PROFESSIONAL SEAL:

CONSULTANT LOGO:

HESMAN Group, LLC  
7645 E. 63RD STREET  
SUITE 201  
TULSA, OKLAHOMA 74133

CLIENT:  
CHEROKEE NATION  
Entertainment



CHEROKEE NATION ENTERTAINMENT  
TAHLEQUAH CASINO  
TAHLEQUAH, OKLAHOMA

PROJECT PHASE:  
BID PACKAGE 5

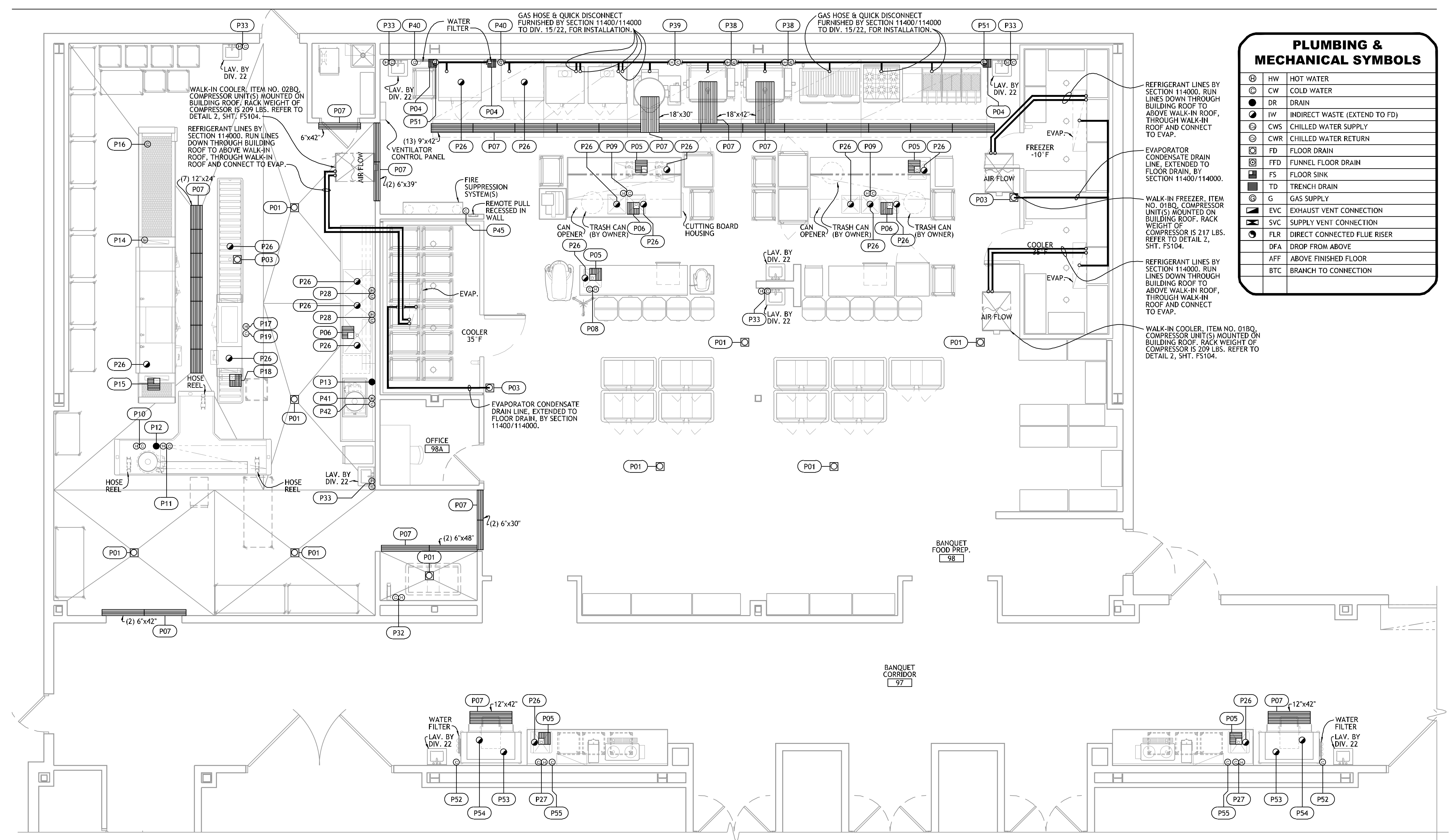
#	DATE	REVISIONS DESCRIPTION

DATE: 05/03/18 JOB NUMBER: 17-06

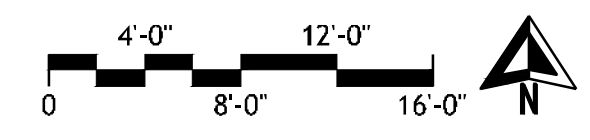
SHEET NUMBER: FS113

FOODSERVICE EQUIPMENT  
PLUMBING  
CONNECTION PLAN

PLUMBING & MECHANICAL SYMBOLS	
HW	HOT WATER
CW	COLD WATER
DR	DRAIN
IW	INDIRECT WASTE (EXTEND TO FD)
CWS	CHILLED WATER SUPPLY
CWR	CHILLED WATER RETURN
FD	FLOOR DRAIN
FFD	FUNNEL FLOOR DRAIN
FS	FLOOR SINK
TD	TRENCH DRAIN
G	GAS SUPPLY
EVC	EXHAUST VENT CONNECTION
SVC	SUPPLY VENT CONNECTION
FLR	DIRECT CONNECTED FLUE RISER
DFA	DROP FROM ABOVE
AFF	ABOVE FINISHED FLOOR
BTC	BRANCH TO CONNECTION




# 1 FOODSERVICE EQUIPMENT PLUMBING CONNECTION PLAN - BANQUET KITCHEN



REFER TO SHEET FS116 FOR PLUMBING & MECHANICAL NOTES & CONNECTION SCHEDULE.

PROJECT NO. 0148  
1/8\"/>





**James R. Childers  
Architect, Inc.**

45 South 4th Street  
Fort Smith, AR 72901  
479-783-2490  
www.jrchidarchitect.com

PROFESSIONAL SEAL:

CONSULTANT LOGO:

**HESMAN Group, LLC**

7645 E. 69th STREET  
SUITE 201  
TULSA, OKLAHOMA 74133

CLIENT:

**CHEROKEE NATION  
Entertainment**



CHEROKEE NATION ENTERTAINMENT  
**TAHLEQUAH CASINO**  
TAHLEQUAH, OKLAHOMA

PROJECT PHASE:

BID PACKAGE 5

# REVISIONS

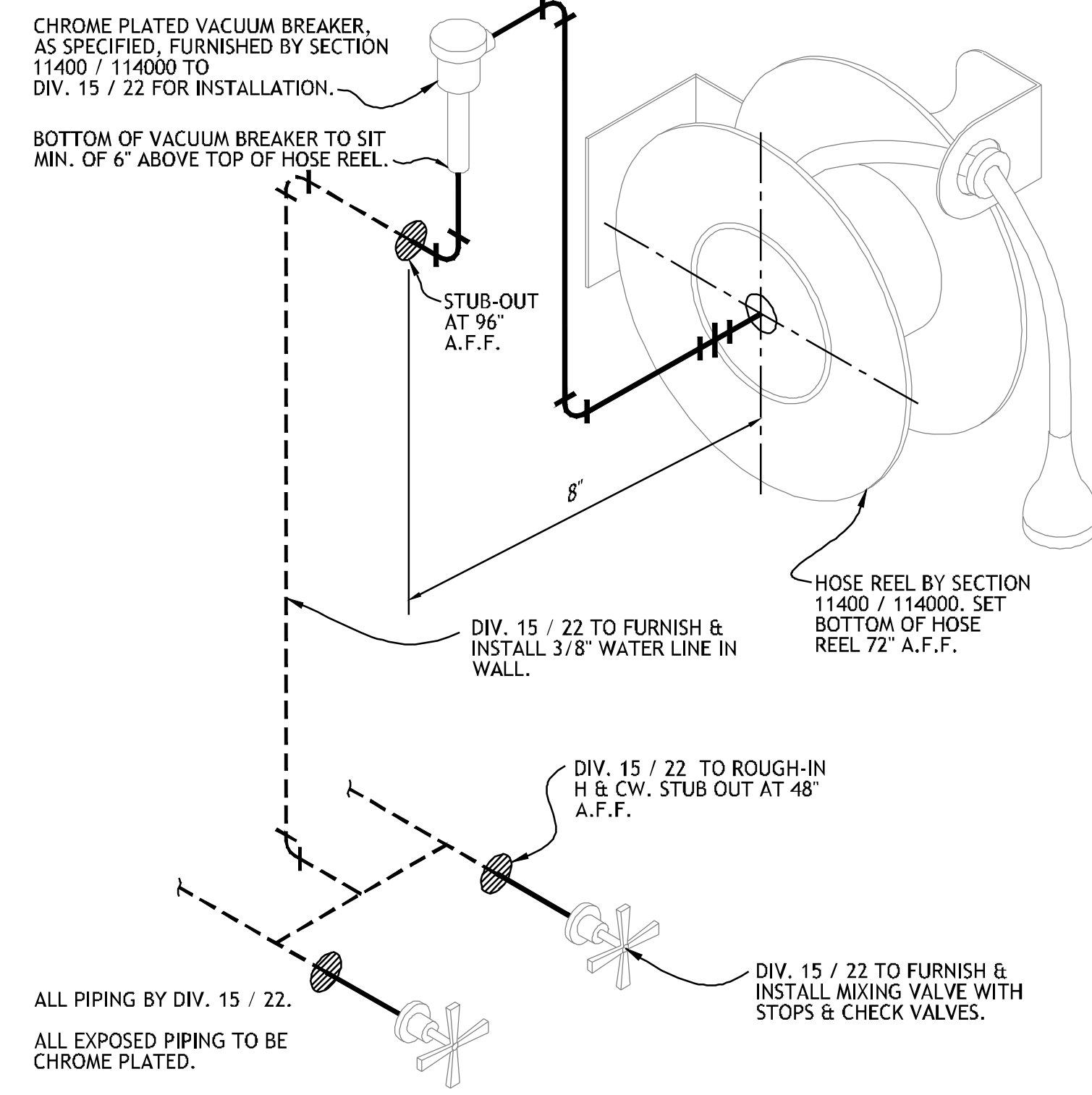
#	DATE	DESCRIPTION

DATE: 05/03/18 JOB NUMBER: 17-06

SHEET NUMBER:

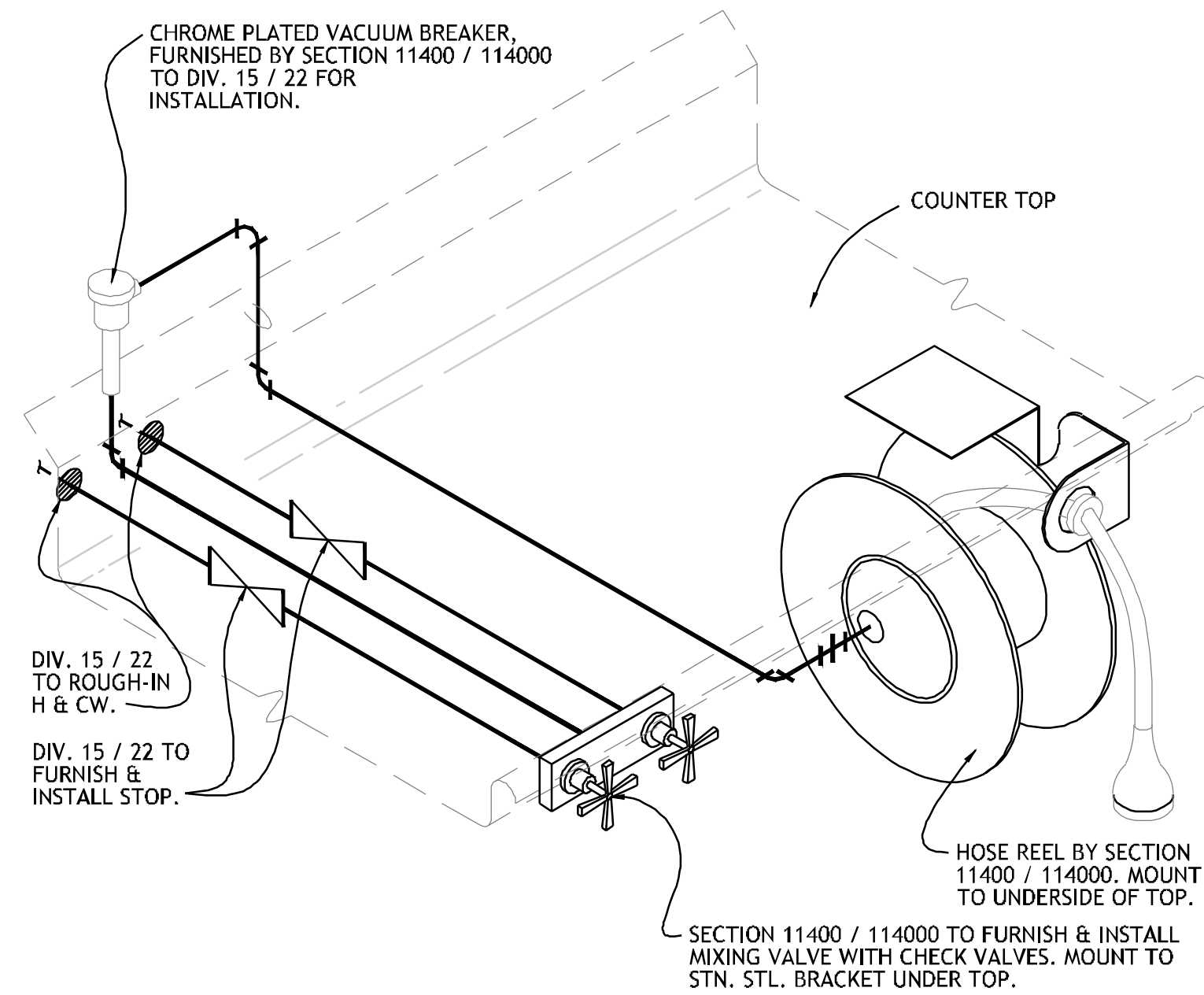
**FS114**

FOODSERVICE  
EQUIPMENT  
PLUMBING  
CONNECTION PLAN



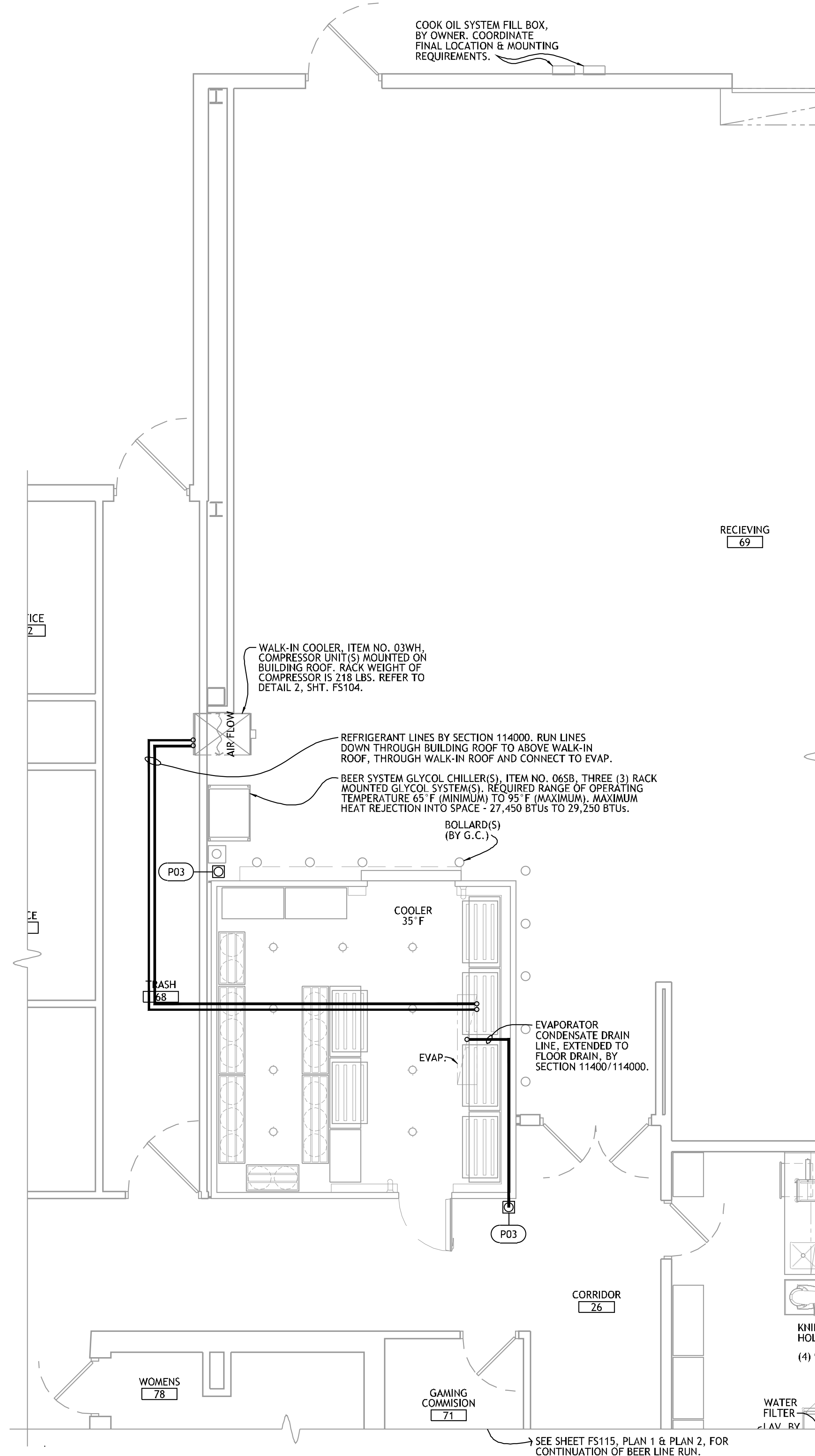
**2 HOSE REEL - PIPING DIAGRAM**

NO SCALE REF: ITEM NO. 108Q

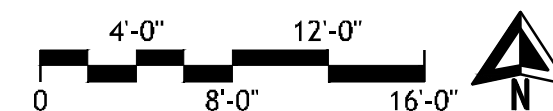


**3 HOSE REEL UNDER TABLE - PIPING DIAGRAM**

NO SCALE REF: ITEM NO. 64GG & 38BQ



**1 FOODSERVICE EQUIPMENT  
PLUMBING CONNECTION PLAN - WAREHOUSE**




REFER TO SHEET FS116 FOR PLUMBING & MECHANICAL NOTES & CONNECTION SCHEDULE.

**PLUMBING & MECHANICAL SYMBOLS**

⊕	HW	HOT WATER
⊖	CW	COLD WATER
●	DR	DRAIN
⊙	IW	INDIRECT WASTE (EXTEND TO FD)
⊕	CWS	CHILLED WATER SUPPLY
⊖	CWR	CHILLED WATER RETURN
⊕	FD	FLOOR DRAIN
⊕	FFD	FUNNEL FLOOR DRAIN
⊕	FS	FLOOR SINK
⊕	TD	TRENCH DRAIN
⊕	G	GAS SUPPLY
⊕	EVC	EXHAUST VENT CONNECTION
⊕	SVC	SUPPLY VENT CONNECTION
⊕	FLR	DIRECT CONNECTED FLUE RISER
⊕	DFA	DROP FROM ABOVE
⊕	AFF	ABOVE FINISHED FLOOR
⊕	BTC	BRANCH TO CONNECTION

PROJECT NO. 0148  
0  
1  
2  
3  
4  
5  
6  
7  
8  
9  
10  
11  
12  
13  
14  
15  
16  
17  
18





**James R. Childers  
Architect, Inc.**  
45 South 4th Street  
Fort Smith, AR 72901  
478-783-2480  
www.jrchildersarchitect.com

PROFESSIONAL SEAL:

CONSULTANT LOGO:  
**HESMAN Group, LLC**  
7645 E. 63RD STREET  
SUITE 201  
TULSA, OKLAHOMA 74133

CLIENT:  
**CHEROKEE NATION  
Entertainment**



CHEROKEE NATION ENTERTAINMENT  
**TAHLEQUAH CASINO**  
TAHLEQUAH, OKLAHOMA

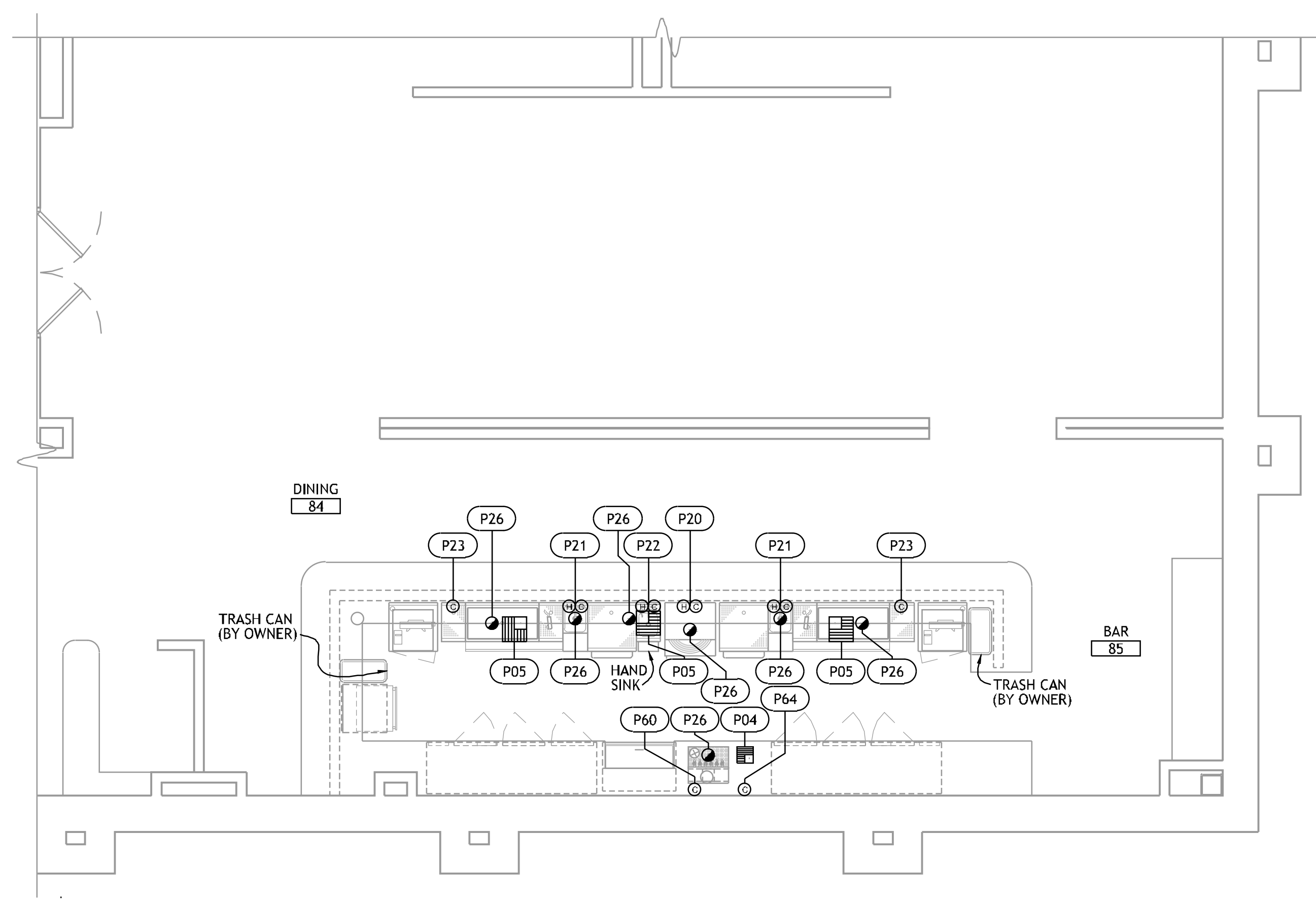
PROJECT PHASE:  
BID PACKAGE 5

#	DATE	REVISIONS DESCRIPTION

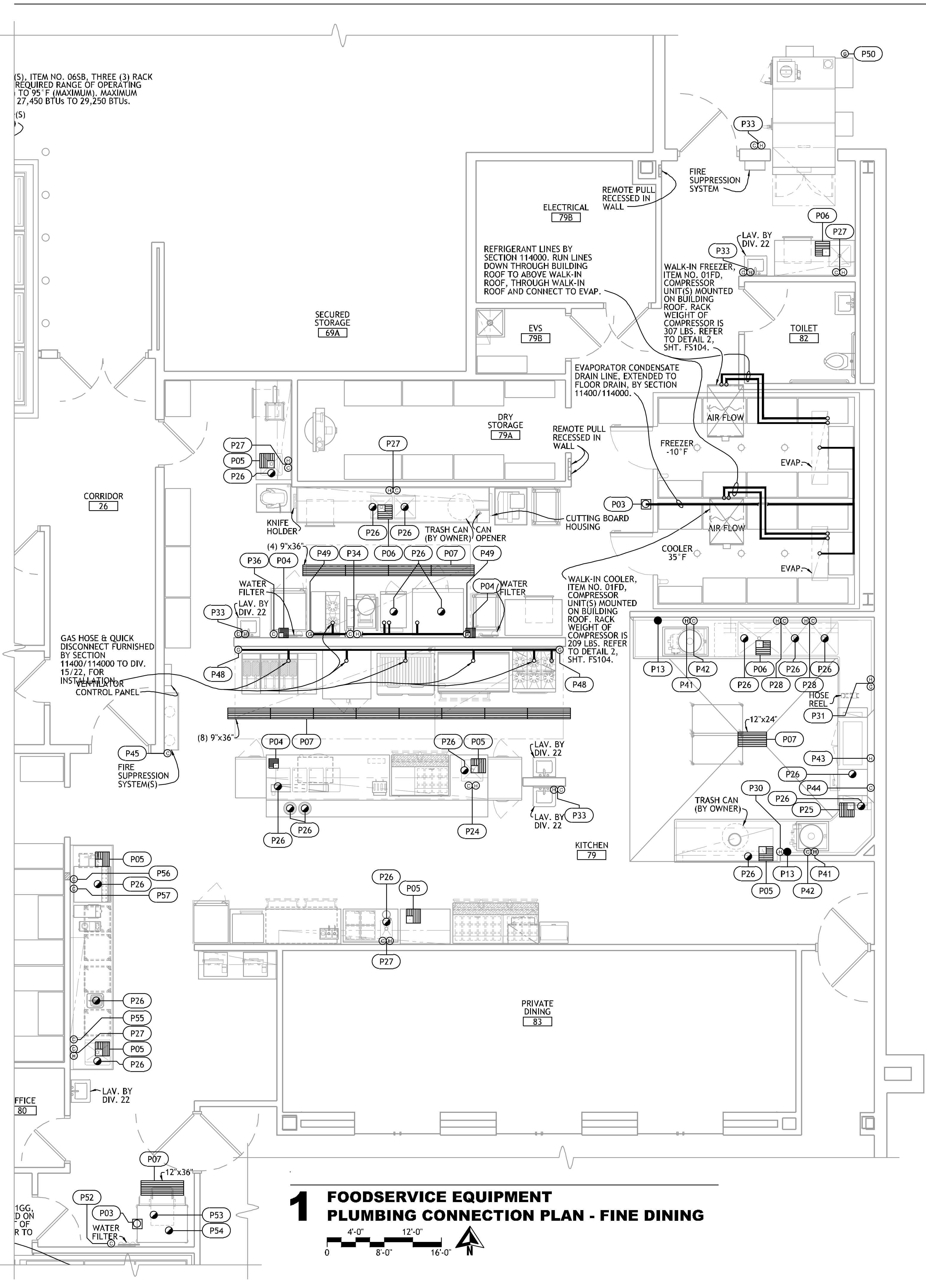
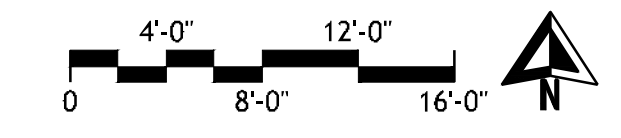
DATE: 05/03/18 JOB NUMBER: 17-06

SHEET NUMBER:  
**FS115**

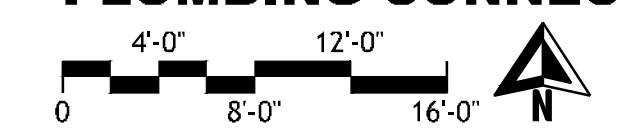
FOODSERVICE  
EQUIPMENT  
PRELIM. M.E.P.  
CONNECTION PLAN



**2 FOODSERVICE EQUIPMENT  
PLUMBING CONNECTION PLAN - FINE DINING BAR**



**1 FOODSERVICE EQUIPMENT  
PLUMBING CONNECTION PLAN - FINE DINING**



REFER TO SHEET FS116 FOR PLUMBING & MECHANICAL  
NOTES & CONNECTION SCHEDULE.

**PLUMBING &  
MECHANICAL SYMBOLS**

⊕	HW	HOT WATER
⊖	CW	COLD WATER
●	DR	DRAIN
⊙	IW	INDIRECT WASTE (EXTEND TO FD)
⊕	CWS	CHILLED WATER SUPPLY
⊖	CWR	CHILLED WATER RETURN
⊕	FD	FLOOR DRAIN
⊕	FFD	FUNNEL FLOOR DRAIN
⊕	FS	FLOOR SINK
⊕	TD	TRENCH DRAIN
⊕	G	GAS SUPPLY
⊕	EVC	EXHAUST VENT CONNECTION
⊕	SVC	SUPPLY VENT CONNECTION
⊕	FLR	DIRECT CONNECTED FLUE RISER
⊕	DFA	DROP FROM ABOVE
⊕	AFF	ABOVE FINISHED FLOOR
⊕	BTC	BRANCH TO CONNECTION


PROJECT NO. 0148

(S). ITEM NO. 065B, THREE (3) RACK  
REQUIRED RANGE OF OPERATING  
TO 95° F (MAXIMUM), MAXIMUM  
27,450 BTUS TO 29,250 BTUS.

GAS HOSE & QUICK  
DISCONNECT FURNISHED  
BY SECTION  
11400/114000 TO DIV.  
15/22, FOR  
INSTALLATION  
CONTROL PANEL

1GG,  
D ON  
T OF  
R TO





**James R. Childers**  
Architect, Inc.  
45 South 4th Street  
Fort Smith, AR 72901  
478-783-2480  
www.jrchildersarchitect.com

PROFESSIONAL SEAL:

CONSULTANT LOGO:  
**HESMAN Group, LLC**  
7646 E. 69th STREET  
SUITE 201  
TULSA, OKLAHOMA 74133



CHEROKEE NATION ENTERTAINMENT  
**TAHLEQUAH CASINO**  
TAHLEQUAH, OKLAHOMA

PROJECT PHASE  
**BID PACKAGE 5**

#	DATE	REVISIONS DESCRIPTION

DATE: 05/03/18 JOB NUMBER: 17-06

SHEET NUMBER:  
**FS116**  
FOODSERVICE EQUIPMENT PLUMB. & MECH. CONN. SCHEDULE

**PLUMBING CONNECTIONS SCHEDULE**

NO.	CONN.	SIZE	LOCATION	A.F.F.	SERVICE TO	REMARKS
P01	FD	---	FLOOR	0"	---	AREA DRAIN
P02	FD	---	FLOOR	-4"	---	FLOOR DRAIN LOCATED IN BOTTOM OF FLOOR RECESS.
P03	FD	---	FLOOR	0"	---	DIV. 22 IS TO EXTEND EQUIPMENT INDIRECT DRAIN TO FD.
P04	FS	8.5" SQ.	FLOOR	0"	---	DIV. 22 IS TO EXTEND EQUIPMENT INDIRECT DRAIN TO FS. FURNISH WITH 3/4 GRATE.
P05	FS	12" SQ.	FLOOR	0"	---	DIV. 22 IS TO EXTEND EQUIPMENT INDIRECT DRAIN TO FS. FURNISH WITH 3/4 GRATE. ALL SINKS IN THE FIXTURE CAN BE DRAINED SIMULTANEOUSLY.
P06	FS	12" SQ.	FLOOR	0"	---	DIV. 22 TO FURNISH & INSTALL TD - 2" DRAIN CONNECTION.
P07	TD	---	FLOOR	0"	---	BTC.
P08	H & CW	1/2"	FLOOR	9"	FAUCET	BTC.
P09	H & CW	3/4"	FLOOR	9"	FAUCET	BTC.
P10	H & CW	3/4"	FLOOR	9"	COLLECTOR & TROUGH	BTC - CW ONLY TO COLLECTOR. REFER TO DETAIL 4, SHEET FS114.
P11	H & CW	3/4"	FLOOR	9"	SCRAPPING TABLE	BTC - COUNTER PRE-PIPED TO SINGLE POINT CONNECTION. REFER TO DETAIL 3, SHEET FS114.
P12	DR	2"	FLOOR	9"	COLLECTOR	BTC.
P13	DR	2"	WALL	4"	COLLECTOR	BTC.
P14	HW (140' F)	3/4"	FLOOR	6"	DISHWASHER	BTC - 57 GPH @ 10.0 PSI., 20 PSI SUPPLY TO DISHWASHER.
P15	FS	12" SQ.	FLOOR	0"	DISHWASHER	DIV. 22 EXTEND & INDIRECT CONNECT DISHWASHER DR. TO FLOOR SINK. PROVIDE 3/4 FS. GRATE. PEAK FLOW OF DISHWASHER DR. IS 62.0 GPM.
P16	CW	1/2"	FLOOR	6"	DRAIN WATER TEMPERING DEVICE	BTC.
P17	HW (140' F)	3/4"	FLOOR	9"	DISHWASHER	BTC - 112 GPH @ 20.0 PSI.
P18	FS	12" SQ.	FLOOR	0"	DISHWASHER & SCUPPER DR.	DIV. 22 EXTEND & INDIRECT CONNECT DISHWASHER DR. & SCUPPER TO FLOOR SINK. PROVIDE 3/4 FS. GRATE. PEAK FLOW OF DISHWASHER DR. IS 15.0 GPM.
P19	CW	1/2"	FLOOR	9"	DRAIN WATER TEMPERING DEVICE	BTC.
P20	H (140' ) & CW	1/2"	BAR DIE	8"	GLASS WASHER	BTC - 22 GPH @ 25 - 95 PSI.
P21	H & CW	1/2"	BAR DIE	12"	FAUCET	BTC.
P22	H & CW	1/2"	BAR DIE	12"	HAND SINK	BTC.
P23	CW	1/2"	BAR DIE	12"	CARBONATOR	BTC - DIV. 22 TO PROVIDE & INSTALL ASSE 1012 OR EQUIVALENT BACKFLOW PREVENTER (BFP) IN WATER LINE TO CARBONATOR. NO BRASS OR COPPER DOWNSTREAM OF BFP. NO SOFTENED WATER TO CARBONATOR.
P24	H & CW	1/2"	FLOOR	9"	SERVING COUNTER	BTC - COUNTER PRE-PIPED TO SINGLE CONNECTION POINT.
P25	FS	12" SQ.	FLOOR	0"	DISHWASHER & SCUPPER DR.	DIV. 22 EXTEND & INDIRECT CONNECT DISHWASHER DR. & SCUPPER TO FLOOR SINK. PROVIDE 3/4 FS GRATE. PEAK FLOW OF DISHWASHER DR. IS 115 GPH.
P26	IW	---	EQUIPMENT	---	---	DIV. 22 TO FURNISH & INSTALL LINE.
P27	H & CW	1/2"	WALL	24"	FAUCET	BTC.
P28	H & CW	3/4"	WALL	24"	FAUCET	BTC.
P29	HW	1/2"	WALL	24"	CHEF'S COUNTER	BTC - COUNTER PRE-PIPED TO SINGLE POINT CONNECTION.
P30	HW	1/2"	WALL	24"	FAUCET	BTC.
P31	H & CW	1/2"	WALL	24"	HOSE REEL	BTC - REFER TO DETAIL 3, SHEET FS114.
P32	H & CW	1/2"	WALL	96"	HOSE REEL	BTC - REFER TO DETAIL 2, SHEET FS114.
P33	H & CW	1/2"	WALL	16"	HOSE BIBB	HOSE BIBB BY DIV. 22.
P34	H & CW	1/2"	WALL	24"	KETTLE FAUCET	BTC.
P35	H & CW	1/2"	WALL	24"	TILTING SKILLET FAUCET	BTC.
P36	CW	1/2"	WALL	40"	STEAMER	BTC - SECTION 114000 TO FURNISH & INSTALL WATER FILTER. DIV. 22 TO CONNECT WATER LINE FROM ROUGH-IN TO FILTER & FROM FILTER TO STEAMER. REQUIRED FLOW RATE OF 1.5 TO 3.0 GPM AT 30 TO 60 PSI.
P37	CW	3/4"	WALL	40"	COMBI OVEN	BTC - SECTION 114000 TO FURNISH & INSTALL WATER FILTER. DIV. 22 TO CONNECT WATER LINE FROM ROUGH-IN TO FILTER & FROM FILTER TO STEAMER. REQUIRED FLOW RATE OF 5.0 GPM AT 21 TO 87 PSI.
P38	H & CW	1/2"	WALL	24"	KETTLE FAUCET	CAP FOR FUTURE USE.
P39	H & CW	1/2"	WALL	24"	TILTING SKILLET FAUCET	CAP FOR FUTURE USE.
P40	CW	3/4"	WALL	40"	COMBI OVEN	CAP FOR FUTURE USE.

HEIGHT IS TO CENTER LINE OF PIPE.

**PLUMBING CONNECTIONS SCHEDULE**

NO.	CONN.	SIZE	LOCATION	A.F.F.	SERVICE TO	REMARKS
P41	HW	3/4"	WALL	24"	PRE-RINSE FAUCET & COLLECTOR	BTC.
P42	CW	3/4"	WALL	24"	PRE-RINSE FAUCET & COLLECTOR	BTC.
P43	HW (140' )	3/4"	WALL	78"	DISHWASHER W/ BOOSTER HEATER	BTC - 115 GPH @ 20.0 PSI.
P44	CW	1/2"	WALL	16"	DRAIN WATER TEMPERING DEVICE	BTC.
P45	CW	1"	---	108"	FIRE SUPPRESSION SYSTEM	DFA - WATER LINE MUST BE DEDICATED TO FIRE SUPPRESSION SYSTEM. LOCKABLE SHUT-OFF VALVE FURNISHED BY SECTION 114000, TO DIV. 22 FOR INSTALLATION INTO THIS LINE.
P46	GAS	---	---	30"	SALAMANDER BROILER (32M BTUs/HR) RANGE (150M BTUs/HR) GRIDDLE (150M BTUs/HR) CHAR BROILER (200M BTUs/HR) FRYER BANK (366M BTUs/HR)	DFA - RUN ON WALL & BTC. SECTION 114000 TO FURNISH FIRE SUPPRESSION SYSTEM MECHANICAL GAS SHUT-OFF VALVE TO DIV. 22 FOR INSTALLATION INTO GAS LINE.
P47	GAS	---	---	30"	TOTAL 898M BTUs/HR COMBI OVEN (230M BTUs/HR) CONVECTION OVEN (104M BTUs/HR) TILT SKILLET (130M BTUs/HR) FUTURE	DFA - RUN ON WALL & BTC. SECTION 114000 TO FURNISH FIRE SUPPRESSION SYSTEM MECHANICAL GAS SHUT-OFF VALVE TO DIV. 22 FOR INSTALLATION INTO GAS LINE.
P48	GAS	---	---	30"	TOTAL 800M BTUs/HR SALAMANDER BROILER (32M BTUs/HR) RANGE (220M BTUs/HR) GRIDDLE (150M BTUs/HR) CHAR BROILER (200M BTUs/HR) FRYER BANK (366M BTUs/HR)	DFA - RUN ON WALL & BTC. SECTION 114000 TO FURNISH FIRE SUPPRESSION SYSTEM MECHANICAL GAS SHUT-OFF VALVE TO DIV. 22 FOR INSTALLATION INTO GAS LINE.
P49	GAS	---	---	30"	TOTAL 968M BTUs/HR COMBI OVEN (336M BTUs/HR) STEAMER RANGE (60M BTUs/HR)	DFA - RUN ON WALL & BTC. SECTION 114000 TO FURNISH FIRE SUPPRESSION SYSTEM MECHANICAL GAS SHUT-OFF VALVE TO DIV. 22 FOR INSTALLATION INTO GAS LINE.
P50	GAS	---	---	30"	TOTAL 520M BUTS/HR SMOKER 150M BTUs/HR	DFA - BTC. SECTION 114000 TO FURNISH FIRE SUPPRESSION SYSTEM MECHANICAL GAS SHUT-OFF VALVE TO DIV. 22 FOR INSTALLATION INTO GAS LINE.
P51	GAS	---	---	30"	FRYER BANK (420M BTUs/HR) RANGE (220M BTUs/HR) CHAR BROILER (260M BTUs/HR) TILT-SKILLET (140M BTUs/HR) TILT-SKILLET (140M BTUs/HR) TILT-KETTLE (150M BTUs/HR) CONVECTION OVEN (230M BTUs/HR) CONVECTION OVEN (230M BTUs/HR) COMBI OVEN (336M BTUs/HR) COMBI OVEN (336M BTUs/HR)	DFA - RUN ON WALL & BTC. SECTION 114000 TO FURNISH FIRE SUPPRESSION SYSTEM MECHANICAL GAS SHUT-OFF VALVE TO DIV. 22 FOR INSTALLATION INTO GAS LINE. - CAP FOR FUTURE USE.
P52	CW	1/2"	WALL	64"	ICE MAKER	BTC - SECTION 114000 TO FURNISH & INSTALL WATER FILTER. DIV. 22 TO CONNECT LINES FROM ROUGH-IN TO FILTER & FROM FILTER TO ICE MAKER. LINES TO BE HELD TIGHT TO WALL DIV. 22 TO INSTALL LINE. DO NOT MANIFOLD LINE WITH ANY OTHER LINE.
P53	IW	---	---	---	ICE MAKER	FD
P54	IW	---	---	---	ICE MAKER BIN	FD
P55	CW	1/2"	WALL	24"	BEVERAGE COUNTER	BTC - COUNTER PRE-PIPED TO SINGLE POINT CONNECTION.
P56	CW	1/2"	WALL	24"	CARBONATOR	BTC - DIV. 22 TO PROVIDE & INSTALL ASSE 1012 OR EQUIVALENT BACKFLOW PREVENTER (BFP) IN WATER LINE TO CARBONATOR. NO BRASS OR COPPER DOWNSTREAM OF BFP. NO SOFTENED WATER TO CARBONATOR.
P57	CW	1/2"	WALL	48"	ICE MAKER	BTC.
P58	CW	1/2"	WALL	72"	CARBONATOR	BTC - DIV. 22 TO PROVIDE & INSTALL ASSE 1012 OR EQUIVALENT BACKFLOW PREVENTER (BFP) IN WATER LINE TO CARBONATOR. NO BRASS OR COPPER DOWNSTREAM OF BFP. NO SOFTENED WATER TO CARBONATOR.
P59	CW	1/2"	WALL	48"	BEVERAGE EQUIPMENT	BTC.
P60	CW	1/2"	WALL	24"	GLASS RINSER	BTC.
P61	H & CW	1/2"	WALL	8"	FAUCET	BTC.
P62	H (140' ) & CW	1/2"	WALL	8"	GLASS WASHER	BTC - 22 GPH @ 25 - 95 PSI.
P63	HW	1/2"	WALL	16"	SERVING COUNTER	BTC.
P64	CW	1/2"	WALL	24"	BACK-BAR	CAP FOR FUTURE USE.
P65	CW	1/2"	WALL	48"	BEVERAGE EQUIPMENT	BTC.

HEIGHT IS TO CENTER LINE OF PIPE.

**MECHANICAL CONNECTIONS SCHEDULE**

NO.	LOCATION	SIZE	CONNECTION	C.F.M.	F.P.M.	S.P.*	REMARKS
M01	DISH-MACHINE	4"x16"	EVC	200	450	.25"	SECTION 11400/114000 TO FURNISH & EXTEND 5/5 DUCT 6" ABOVE FINISHED CLG. - SEE DETAIL 2, SHEET FS117.
M02	DISH-MACHINE	4"x16"	EVC	400	900	.25"	SECTION 11400/114000 TO FURNISH & EXTEND 5/5 DUCT 6" ABOVE FINISHED CLG. - SEE DETAIL 2, SHEET FS117.
M03	FLIGHT-MACHINE (INSIDE)	3.88"x23.88"	EVC	300	---	.25"	SECTION 11400/114000 TO FURNISH & EXTEND 5/5 DUCT 6" ABOVE FINISHED CLG. - SEE DETAIL 2, SHEET FS117.
M04	FLIGHT-MACHINE (INSIDE)	3.88"x23.88"	EVC	800	---	.25"	SECTION 11400/114000 TO FURNISH & EXTEND 5/5 DUCT 6" ABOVE FINISHED CLG. - SEE DETAIL 2, SHEET FS117.
M05	DISH-MACHINE	4"x16"	EVC	200	450	.25"	SECTION 11400/114000 TO FURNISH & EXTEND 5/5 DUCT 6" ABOVE FINISHED CLG. - SEE DETAIL 2, SHEET FS117.
M06	DISH-MACHINE	4"x16"	EVC	400	900	.25"	SECTION 11400/114000 TO FURNISH & EXTEND 5/5 DUCT 6" ABOVE FINISHED CLG. - SEE DETAIL 2, SHEET FS117.
M07	DISH-MACHINE	4"x16"	EVC	200	450	.25"	SECTION 11400/114000 TO FURNISH & EXTEND 5/5 DUCT 6" ABOVE FINISHED CLG. - SEE DETAIL 2, SHEET FS117.
M08	DISH-MACHINE	4"x16"	EVC	400	900	.25"	SECTION 11400/114000 TO FURNISH & EXTEND 5/5 DUCT 6" ABOVE FINISHED CLG. - SEE DETAIL 2, SHEET FS117.
M15	---	12" x 12"	EVC	1761	---	.29"	BTC - SEE DETAIL 5, SHEET FS115.
M16	---	16" x 12"	SVC	1409	---	.20"	BTC - SEE DETAIL 5, SHEET FS115.

\* STATIC PRESSURE IS AT VENTILATOR DUCT CONNECTION(S) & ONLY INCLUDED THE VENTILATOR & ITS COMPONENTS. DUCTWORK, FANS, ETC. ARE NOT INCLUDED.

**PLUMBING/MECHANICAL NOTES**


- THESE PLANS ARE NOT TO BE USED FOR ROUGHING-IN OF UTILITY SERVICES. REFER TO CONTRACTOR'S DIMENSIONED DRAWINGS.
- DIMENSIONS INDICATED ARE TO BE VERIFIED BY FOODSERVICE CONTRACTOR & ADJUSTED AS REQUIRED BY FOODSERVICE EQUIPMENT OR FIELD CONDITIONS.
  - VENTILATE REFRIGERATION MACHINERY ROOMS TO PROVIDE MAXIMUM OF 95' F AMBIENT TEMPERATURE.
  - ALL STEAM PRESSURES TO BE VERIFIED WITH ARCHITECT'S ENGINEERING DRAWINGS.
  - DUCTS OF MULTIPLE EXHAUST HOODS WITH COMMON CONTROL PANEL MUST BE INTEGRATED FOR USE WITH A SINGLE FAN.
  - EXHAUST DUCTS & FANS CONNECTED TO EXHAUST HOODS SHALL NOT SERVE ANY OTHER APPLIANCE OR AREA.
- DIV. 22 TO PERFORM THE FOLLOWING WORK. REFER TO DIVISION 22 DRAWINGS AND / OR SPECIFICATIONS FOR ADDITIONAL INFORMATION:**
- FIELD INSTALLATION OF FITTINGS & ACCESSORIES PROVIDED LOOSE WITH THE FOODSERVICE EQUIPMENT.
  - SERVICE SINKS, DRINKING FOUNTAINS & LAVATORIES.
  - PVC OR STEEL CONDUITS FOR BEVERAGE SYSTEM AND / OR CENTRAL DETERGENT SYSTEMS TO BE WATERTIGHT & HAVE A MINIMUM RADIUS OF 24" LONG SWEEP ELBOWS.
  - WATER SUPPLY PIPING FROM EXHAUST HOOD CONTROL PANELS TO SPRAY-WASH HEADS IN HOOD. DETERGENT SUPPLY COPPER TUBING, FROM CONTROL PANEL, TO INJECTOR FITTINGS, DOWNSTREAM OF VACUUM BREAKER.
  - WATER & GREASE-PROOF EXHAUST DUCTS FROM VENT CONNECTIONS OF DISHWASHERS, UTENSIL WASHERS & EXHAUST HOODS.
  - FLUSHING-OUT OF ALL PIPING AND DRAINAGE SYSTEMS PRIOR TO CONNECTION TO FOODSERVICE EQUIPMENT.
  - PIPE SLEEVES IN STRUCTURE FOR REFRIGERANT LINES, ETC., LOCATED BY CONTRACTOR'S SHOP DRAWINGS.

**PLUMBING & MECHANICAL SYMBOLS**

HW	HOT WATER
CW	COLD WATER
DR	DRAIN
IW	INDIRECT WASTE (EXTEND TO FD)
CWS	CHILLED WATER SUPPLY
CWR	CHILLED WATER RETURN
FD	FLOOR DRAIN
FFD	FUNNEL FLOOR DRAIN
FS	FLOOR SINK
TD	TRENCH DRAIN
G	GAS SUPPLY
EVC	EXHAUST VENT CONNECTION
SVC	SUPPLY VENT CONNECTION
FLR	DIRECT CONNECTED FLUE RISER
DFA	DROP FROM ABOVE
AFF	ABOVE FINISHED FLOOR
BTC	BRANCH TO CONNECTION

PROJECT NO. 0148  
1/2" = 1'-0"  
3/4" = 1'-0"  
1" = 1'-0"  
1 1/2" = 1'-0"  
2" = 1'-0"  
3" = 1'-0"  
4" = 1'-0"  
6" = 1'-0"  
8" = 1'-0"  
12" = 1'-0"  
16" = 1'-0"  
18" = 1'-0"





James R. Childers  
Architect, Inc.

45 South 4th Street  
Fort Smith, AR 72901  
478-783-2480  
www.childersarchitect.com

PROFESSIONAL SEAL:

CONSULTANT LOGO:

HESMAN Group, LLC  
7645 E. 63RD STREET  
SUITE 201  
TULSA, OKLAHOMA 74133

CLIENT:  
CHEROKEE NATION  
Entertainment



CHEROKEE NATION ENTERTAINMENT  
TAHLEQUAH CASINO  
TAHLEQUAH, OKLAHOMA

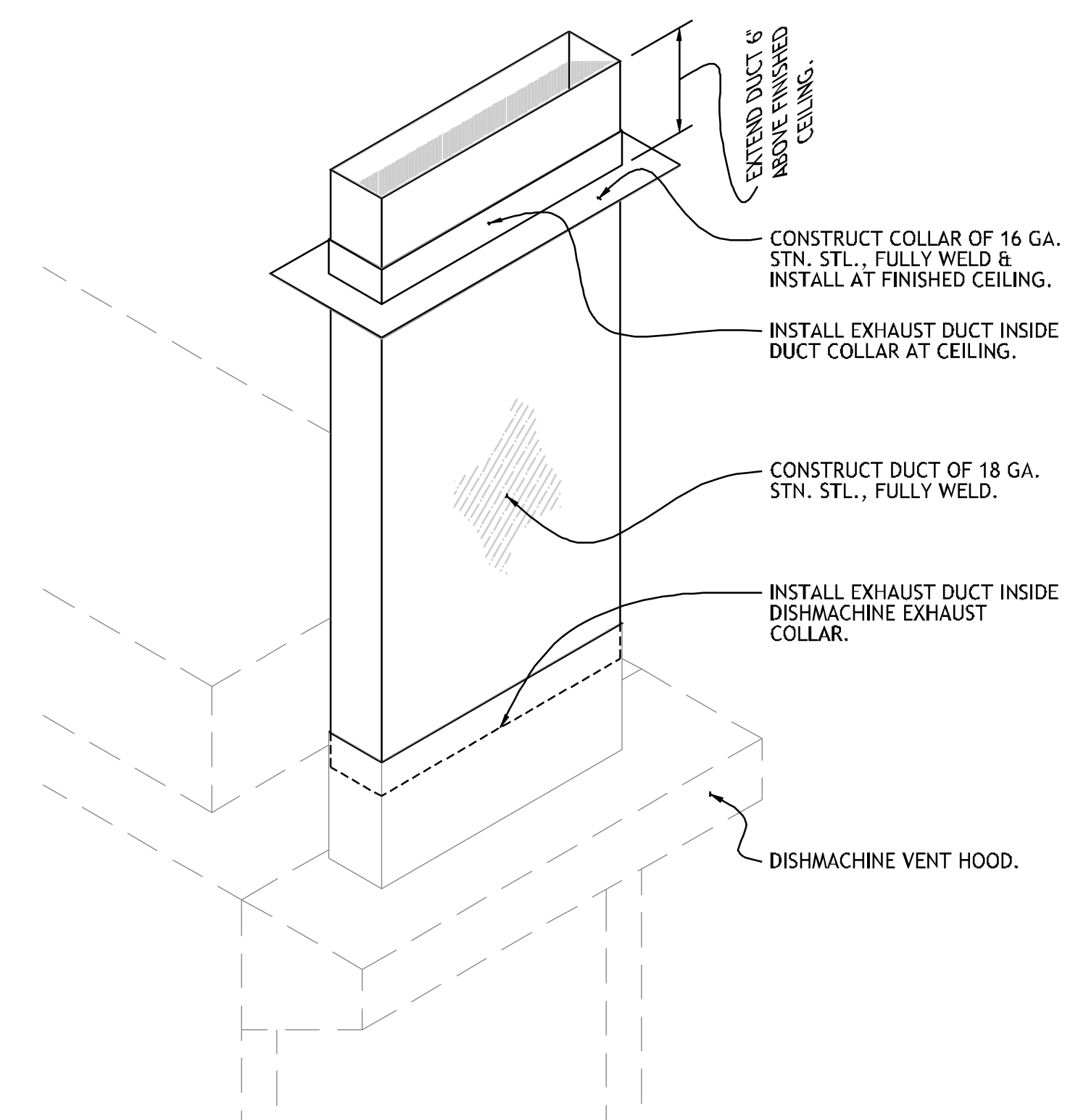
PROJECT PHASE:  
BID PACKAGE 5

#	DATE	REVISIONS DESCRIPTION

DATE: 05/03/18 JOB NUMBER: 17-06

SHEET NUMBER:  
FS117

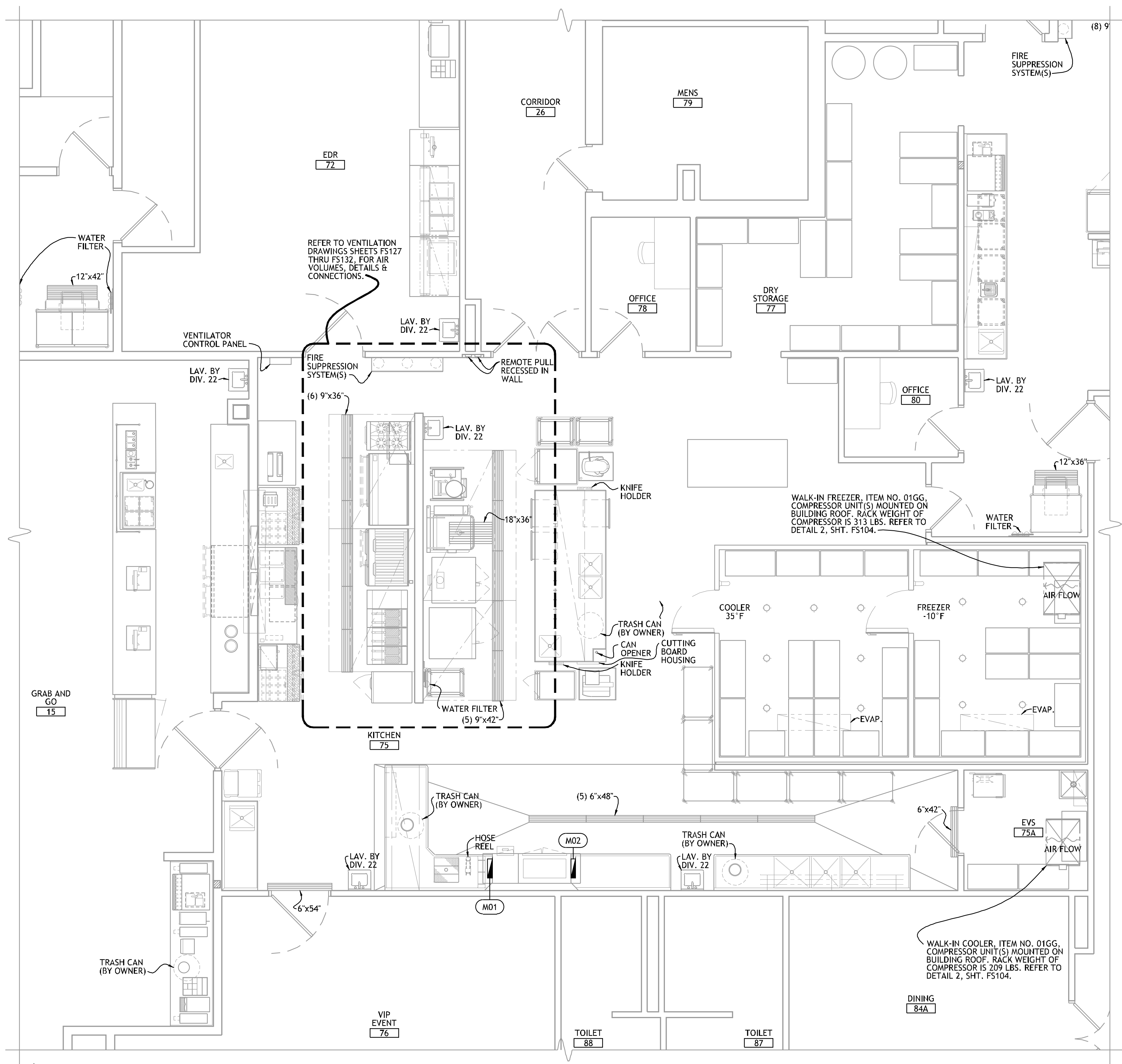
FOODSERVICE  
EQUIPMENT  
MECHANICAL  
CONNECTION PLAN



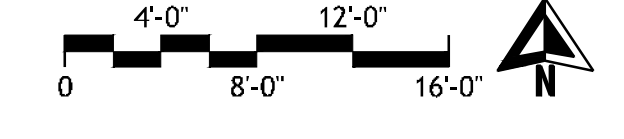
**2** DETAIL - EXHAUST DUCT AT DISHWASHINE  
NO SCALE REF: ITEM NO. 65GG, 41BQ, 43BQ & 69FD

REFER TO SHEET FS116 FOR PLUMBING & MECHANICAL NOTES & CONNECTION SCHEDULE.

PLUMBING & MECHANICAL SYMBOLS		
⊕	HW	HOT WATER
⊖	CW	COLD WATER
●	DR	DRAIN
⦿	IW	INDIRECT WASTE (EXTEND TO FD)
⊕	CWS	CHILLED WATER SUPPLY
⊖	CWR	CHILLED WATER RETURN
⊕	FD	FLOOR DRAIN
⊖	FFD	FUNNEL FLOOR DRAIN
⊕	FS	FLOOR SINK
⊖	TD	TRENCH DRAIN
⊕	G	GAS SUPPLY
⊕	EVC	EXHAUST VENT CONNECTION
⊖	SVC	SUPPLY VENT CONNECTION
⊕	FLR	DIRECT CONNECTED FLUE RISER
⊖	DFA	DROP FROM ABOVE
⊕	AFF	ABOVE FINISHED FLOOR
⊖	BTC	BRANCH TO CONNECTION




**1** FOODSERVICE EQUIPMENT  
MECHANICAL CONNECTION PLAN - GRAB-N-GO KITCHEN



PROJECT NO.: 0148  
1/8" = 1'-0"  
1/4" = 1'-0"  
1/2" = 1'-0"  
3/8" = 1'-0"  
5/16" = 1'-0"  
3/16" = 1'-0"  
1/16" = 1'-0"





James R. Childers  
Architect, Inc.

45 South 4th Street  
Fort Smith, AR 72901  
478-783-2490  
www.jrchildersarchitect.com

PROFESSIONAL SEAL:

CONSULTANT LOGO:

HESMAN Group, LLC  
7645 E. 63RD STREET  
SUITE 201  
TULSA, OKLAHOMA 74133

CLIENT:  
CHEROKEE NATION  
Entertainment



CHEROKEE NATION ENTERTAINMENT  
TAHLEQUAH CASINO  
TAHLEQUAH, OKLAHOMA

PROJECT PHASE:  
BID PACKAGE 5

#	DATE	REVISIONS DESCRIPTION

DATE: 05/03/18 JOB NUMBER: 17-06

SHEET NUMBER: FS118

FOODSERVICE  
EQUIPMENT  
MECHANICAL  
CONNECTION PLAN

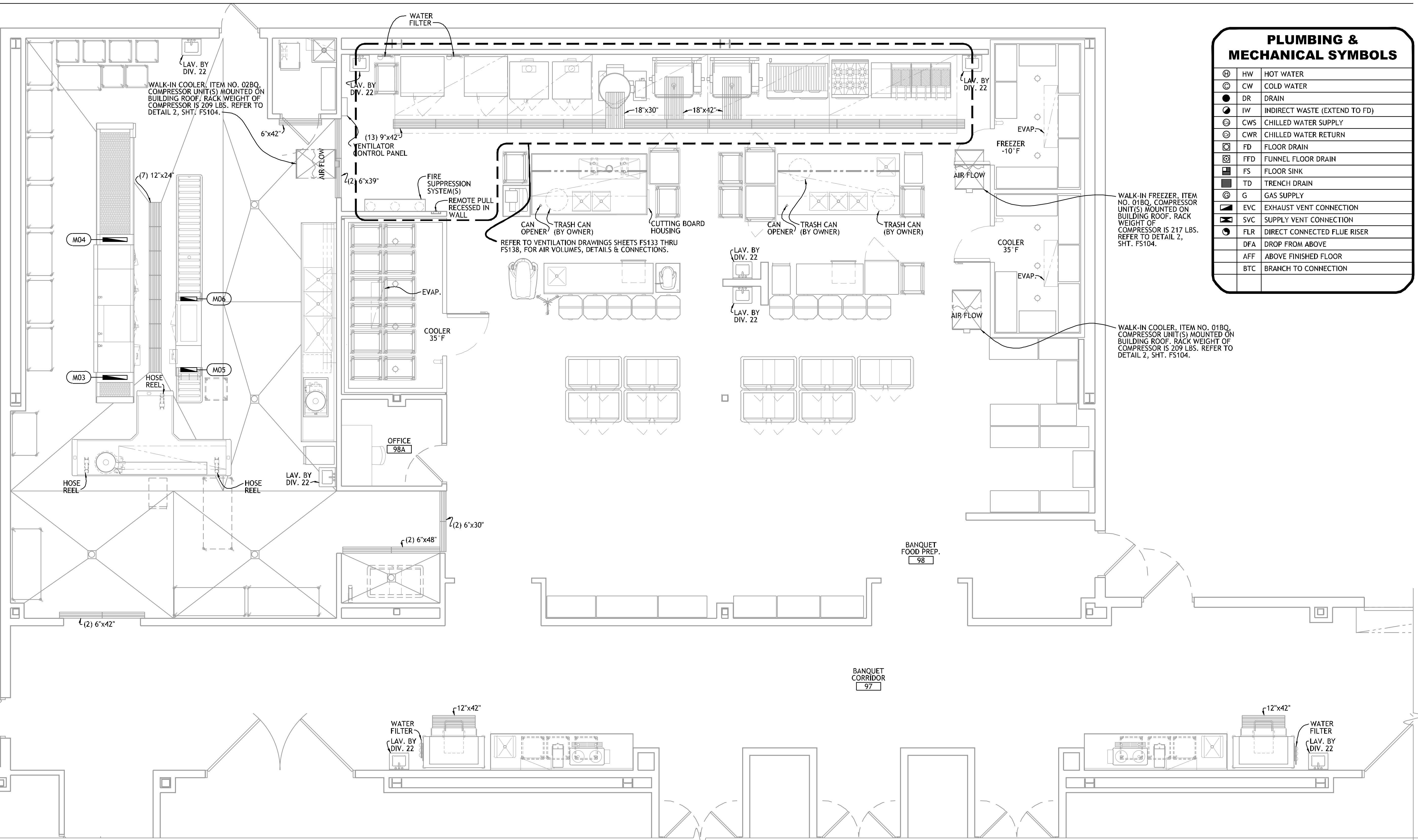
PLUMBING & MECHANICAL SYMBOLS		
⊕	HW	HOT WATER
⊖	CW	COLD WATER
●	DR	DRAIN
○	IW	INDIRECT WASTE (EXTEND TO FD)
⊕	CWS	CHILLED WATER SUPPLY
⊖	CWR	CHILLED WATER RETURN
⊠	FD	FLOOR DRAIN
⊡	FFD	FUNNEL FLOOR DRAIN
⊢	FS	FLOOR SINK
⊣	TD	TRENCH DRAIN
⊕	G	GAS SUPPLY
⊖	EVC	EXHAUST VENT CONNECTION
⊠	SVC	SUPPLY VENT CONNECTION
⊕	FLR	DIRECT CONNECTED FLUE RISER
⊖	DFA	DROP FROM ABOVE
⊕	AFF	ABOVE FINISHED FLOOR
⊖	BTC	BRANCH TO CONNECTION

WALK-IN FREEZER: ITEM NO. 01BQ, COMPRESSOR UNIT(S) MOUNTED ON BUILDING ROOF. RACK WEIGHT OF COMPRESSOR IS 217 LBS. REFER TO DETAIL 2, SHT. FS104.

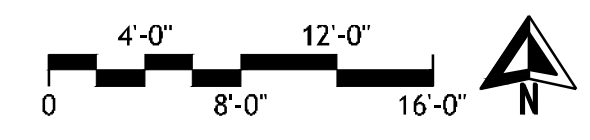
WALK-IN COOLER: ITEM NO. 01BQ, COMPRESSOR UNIT(S) MOUNTED ON BUILDING ROOF. RACK WEIGHT OF COMPRESSOR IS 209 LBS. REFER TO DETAIL 2, SHT. FS104.

CAN OPENER (BY OWNER)  
TRASH CAN (BY OWNER)  
CUTTING BOARD HOUSING  
TRASH CAN (BY OWNER)  
TRASH CAN (BY OWNER)

WALK-IN COOLER: ITEM NO. 02BQ, COMPRESSOR UNIT(S) MOUNTED ON BUILDING ROOF. RACK WEIGHT OF COMPRESSOR IS 209 LBS. REFER TO DETAIL 2, SHT. FS104.



**1 FOODSERVICE EQUIPMENT**  
**IN-FLOOR M.E.P. PLAN - BANQUET KITCHEN**




REFER TO SHEET FS116 FOR PLUMBING & MECHANICAL NOTES & CONNECTION SCHEDULE.

PROJECT NO. 0148










**James R. Childers  
Architect, Inc.**  
45 South 4th Street  
Fort Smith, AR 72901  
479-783-2490  
www.jrchildersarchitect.com

PROFESSIONAL SEAL:  
  
CONSULTANT LOGO:  
**HESMAN Group, LLC**  
7645 E. 69th STREET  
SUITE 201  
TULSA, OKLAHOMA 74133

CLIENT:  
**CHEROKEE NATION  
Entertainment**  
**Cherokee  
CASINO**



CHEROKEE NATION ENTERTAINMENT  
**TAHLEQUAH CASINO**  
TAHLEQUAH, OKLAHOMA

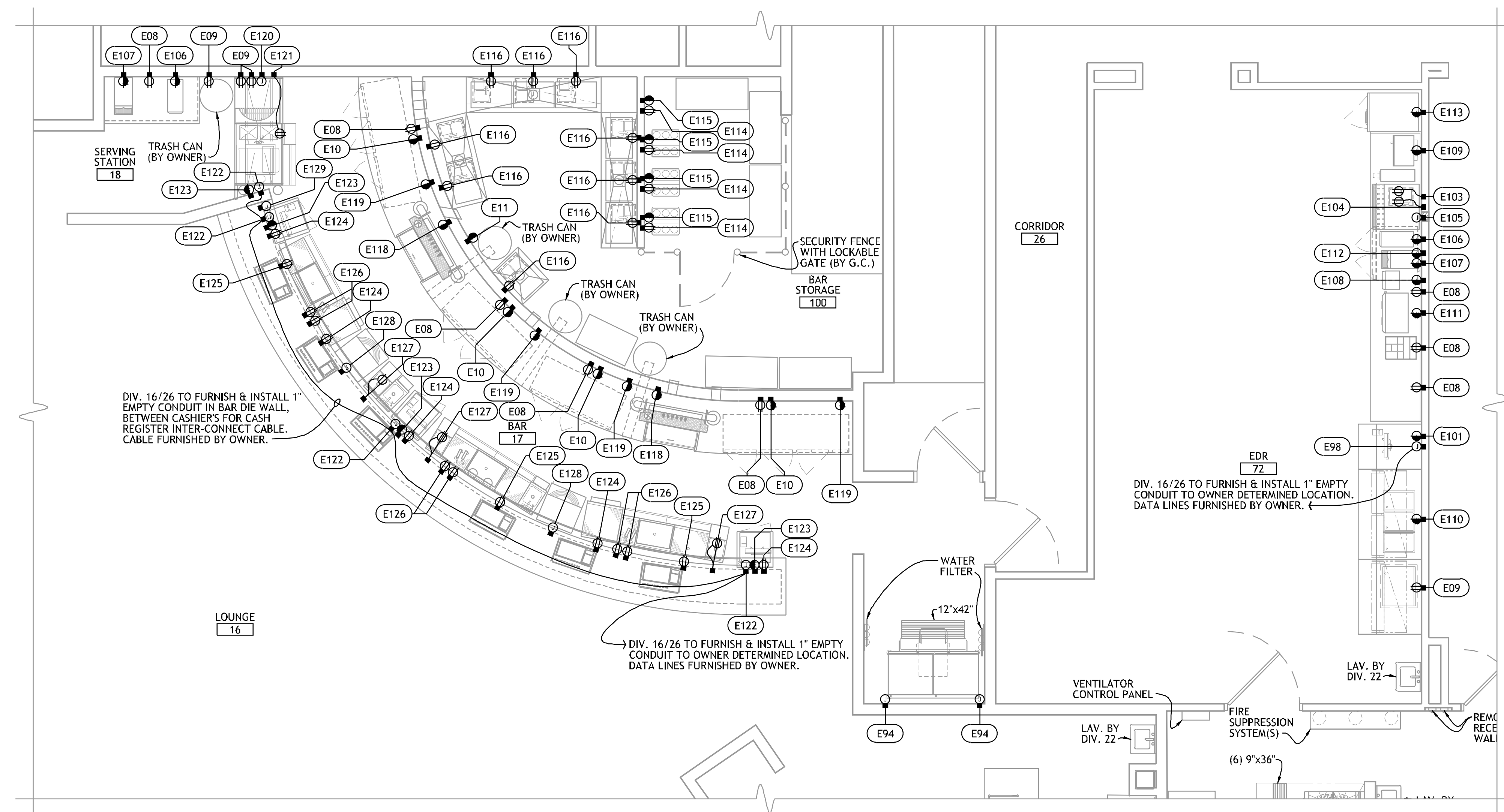
PROJECT PHASE:  
**BID PACKAGE 5**

#	DATE	REVISIONS DESCRIPTION

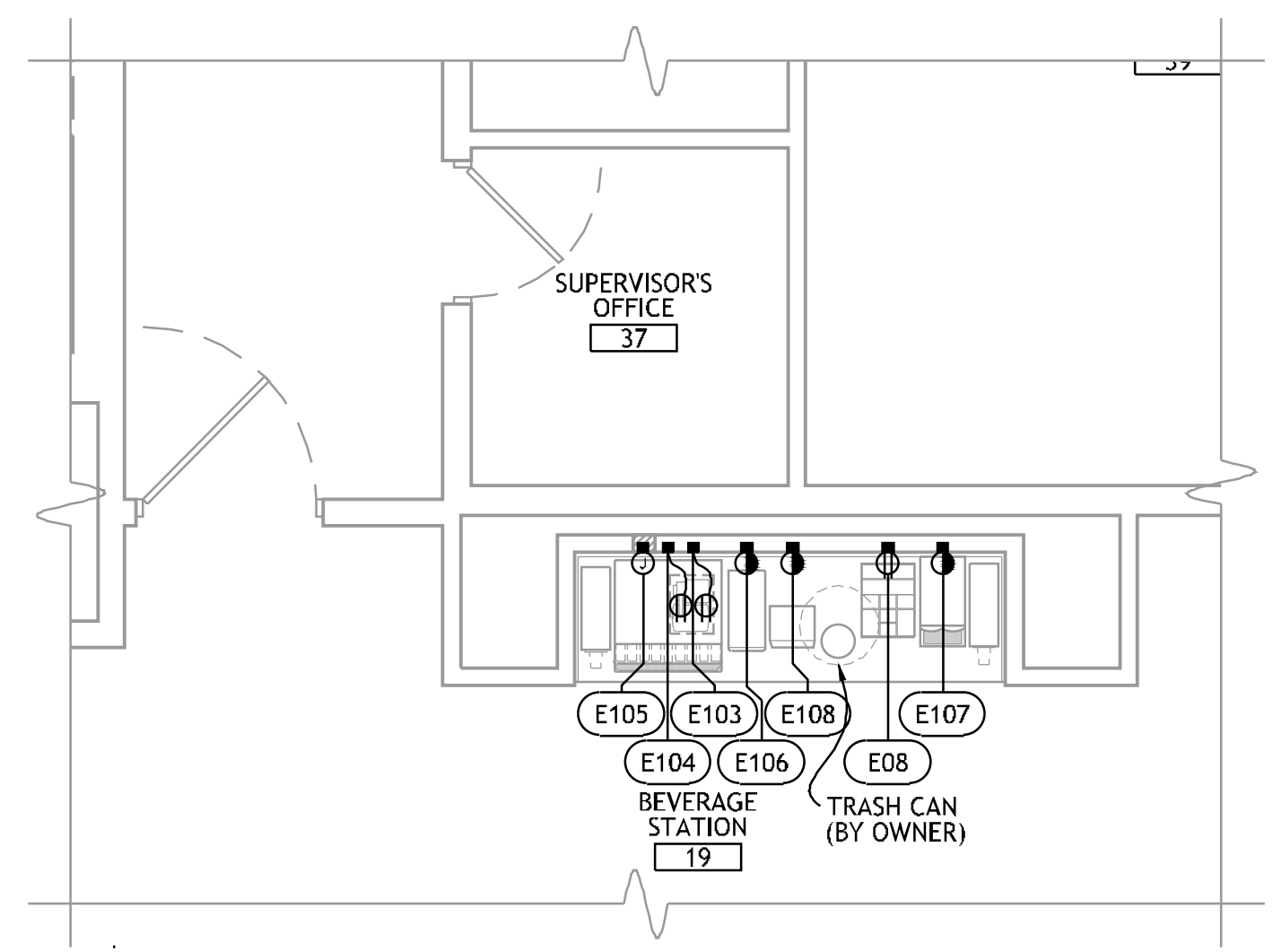
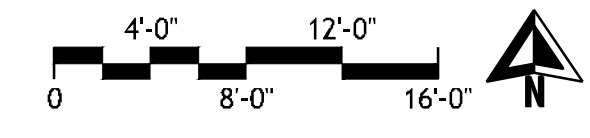
DATE: 05/03/18 JOB NUMBER: 17-06

SHEET NUMBER: **FS120**

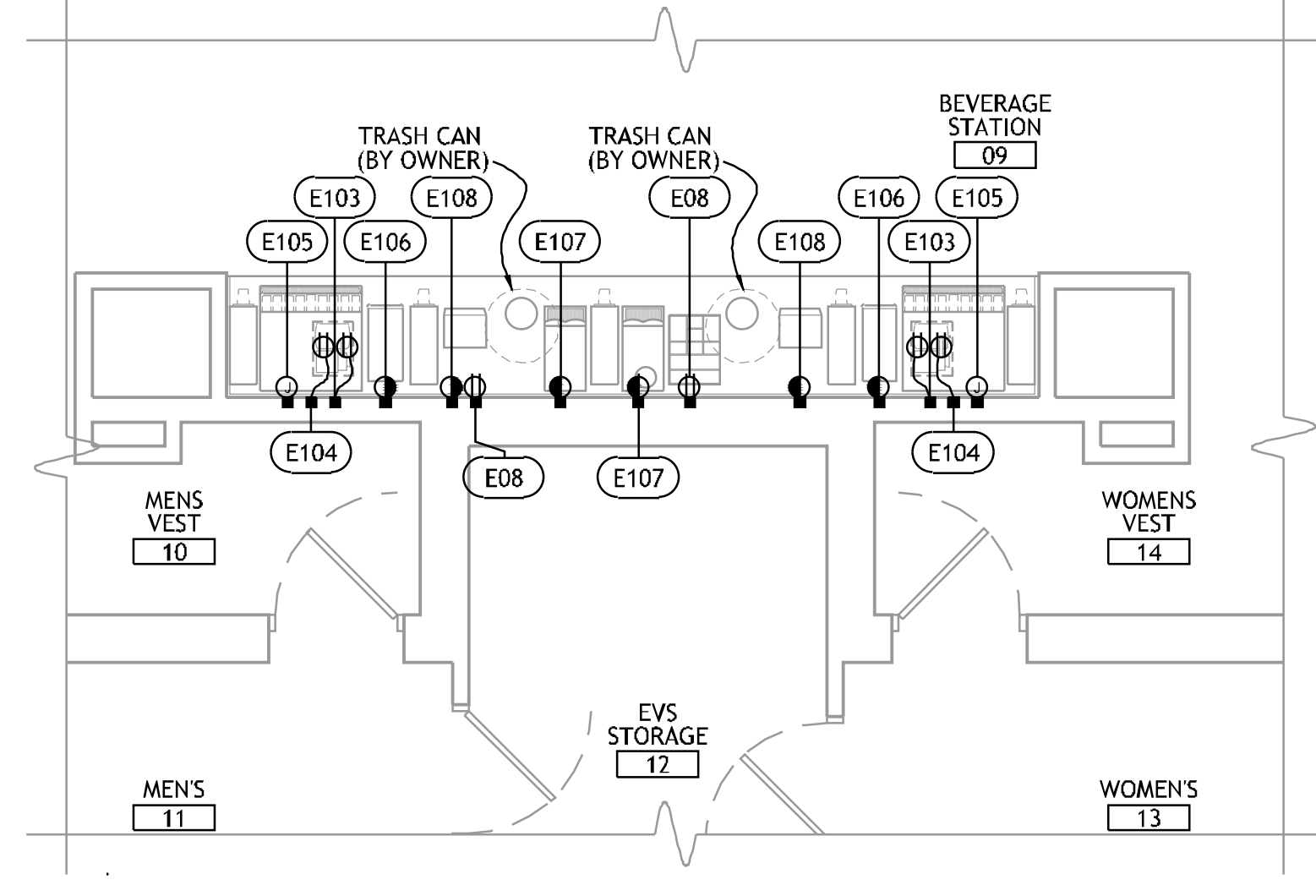
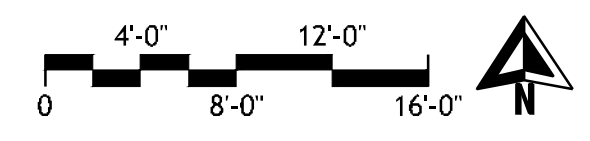
FOODSERVICE  
EQUIPMENT  
ELECTRICAL  
CONNECTION PLAN



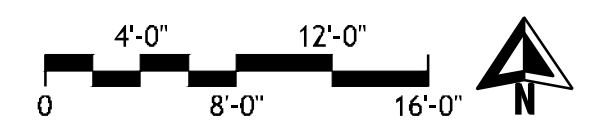
**3 FOODSERVICE EQUIPMENT  
ELECTRICAL CONNECTION PLAN - CASINO BAR & EDR**



**1 FOODSERVICE EQUIPMENT  
ELECTRICAL CONNECTION PLAN - COMP. BEVE. NORTH**



**2 FOODSERVICE EQUIPMENT  
ELECTRICAL CONNECTION PLAN - COMP. BEVE. SOUTH**

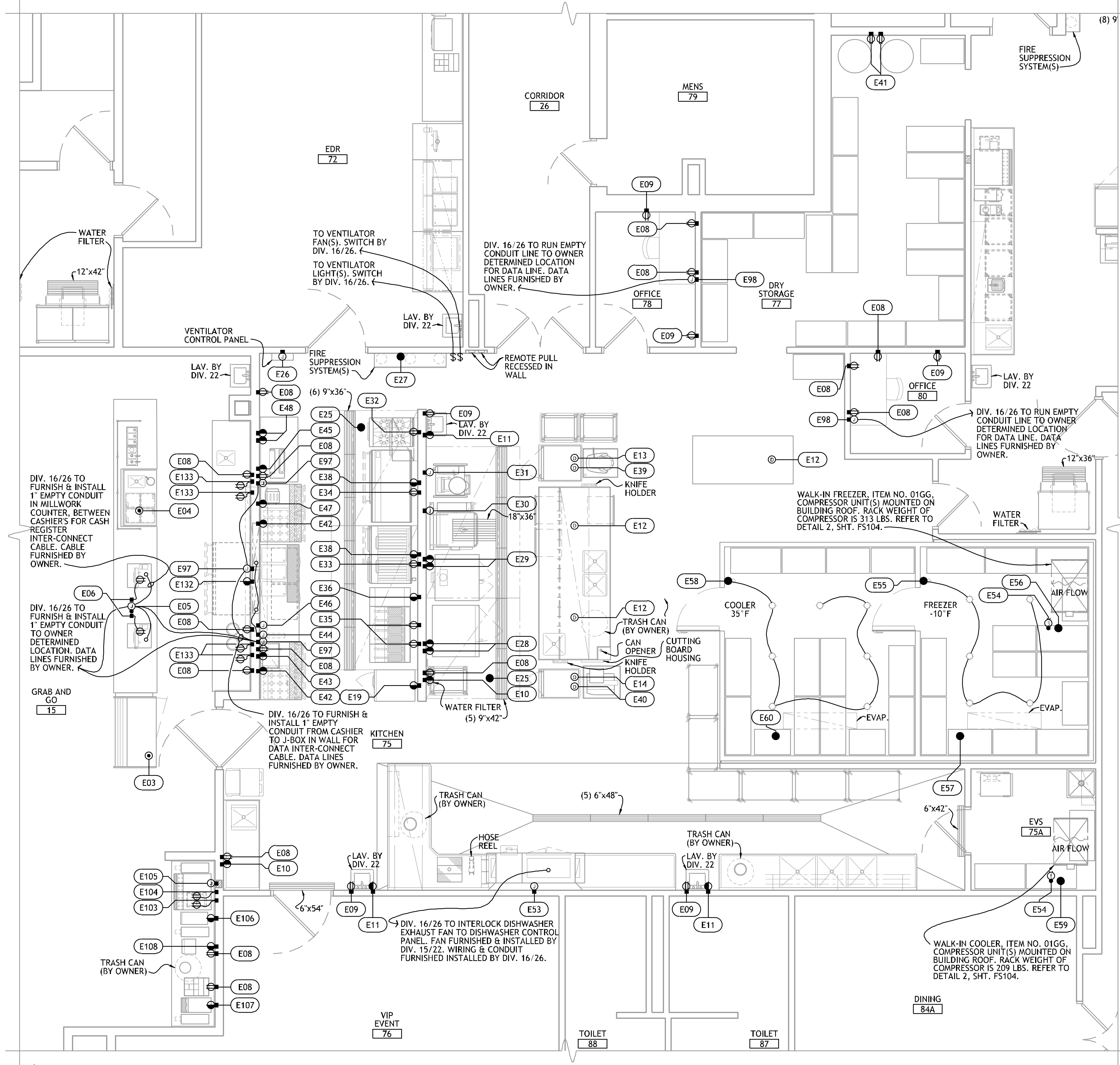


REFER TO SHEET FS116 FOR ELECTRICAL NOTES & CONNECTION SCHEDULE.

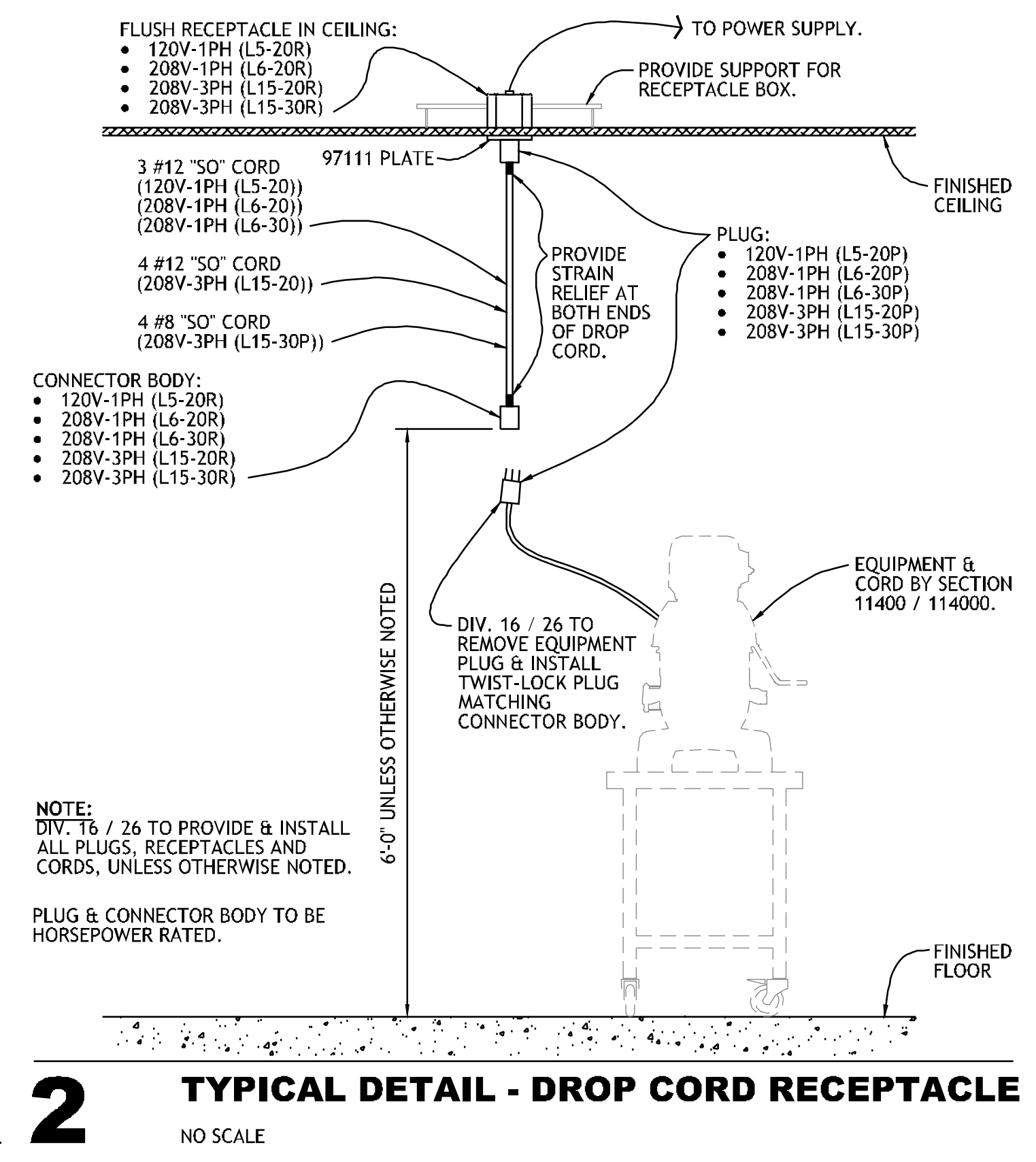
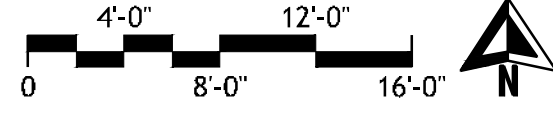
ELECTRICAL SYMBOLS		
	DR	DUPLEX RECEPTACLE
	WPR	WEATHERPROOF RECEPTACLE
	WPS	WEATHERPROOF SINGLE SERVICE RECEPTACLE
	PMWP	WEATHERPROOF RECEPTACLE MOUNTED ON PEDESTAL BASE
	SR	1 PHASE SINGLE PURPOSE RECEPTACLE
	SR	3 PHASE SINGLE PURPOSE RECEPTACLE
	DCR	DROP CORD RECEPTACLE
	CSO	CONDUIT STUP-UP or STUB-DOWN
	CS	CONDUIT STUP-OUT
	JB	JUNCTION BOX IN WALL
	JBP	JUNCTION BOX MOUNTED ON PEDESTAL
	JB	JUNCTION BOX MOUNTED IN CEILING
	PMR	DUPLEX RECEPT. MOUNTED ON PEDESTAL
	CSR	CONDUIT STUB - BTC AT RECEPTACLE FURNISHED WITH EQUIPMENT.
	FR	FLUSH FLOOR RECEPTACLE
	SW	WALL SWITCH
	DFA	DROP FROM ABOVE
	AFF	ABOVE FINISHED FLOOR
	BTC	BRANCH TO CONNECTION

PROJECT NO.: 0148  
18'-14\"/>





**1 FOODSERVICE EQUIPMENT ELECTRICAL CONNECTION PLAN - GRAB-N-GO KITCHEN**




**2 TYPICAL DETAIL - DROP CORD RECEPTACLE**  
NO SCALE

REFER TO SHEET FS116 FOR ELECTRICAL NOTES & CONNECTION SCHEDULE.

**ELECTRICAL SYMBOLS**

DR	DUPLX RECEPTACLE
WPR	WEATHERPROOF RECEPTACLE
WPS	WEATHERPROOF SINGLE SERVICE RECEPTACLE
SR	1 PHASE SINGLE PURPOSE RECEPTACLE
SR	3 PHASE SINGLE PURPOSE RECEPTACLE
DCR	DROP CORD RECEPTACLE
CSO	CONDUIT STUP-UP or STUB-DOWN
CS	CONDUIT STUP-OUT
JB	JUNCTION BOX IN WALL
JB	JUNCTION BOX MOUNTED ON PEDESTAL
JB	JUNCTION BOX MOUNTED IN CEILING
PMR	DUPLX RECEPT. MOUNTED ON PEDESTAL
CSR	CONDUIT STUB - BTC AT RECEPTACLE FURNISHED WITH EQUIPMENT.
FR	FLUSH FLOOR RECEPTACLE
SW	WALL SWITCH
DFA	DROP FROM ABOVE
AFF	ABOVE FINISHED FLOOR
BTC	BRANCH TO CONNECTION



**James R. Childers Architect, Inc.**  
45 South 4th Street  
Fort Smith, AR 72901  
479-783-2490  
www.jrchidarchitect.com

PROFESSIONAL SEAL:  
CONSULTANT LOGO:  
**HESMAN Group, LLC**  
7645 E. 63RD STREET  
SUITE 201  
TULSA, OKLAHOMA 74133

CLIENT:  
**CHEROKEE NATION Entertainment**



CHEROKEE NATION ENTERTAINMENT  
**TAHLEQUAH CASINO**  
TAHLEQUAH, OKLAHOMA

PROJECT PHASE:  
**BID PACKAGE 5**

#	DATE	REVISIONS DESCRIPTION


DATE: 05/03/18  
JOB NUMBER: 17-06

SHEET NUMBER:  
**FS121**

FOODSERVICE EQUIPMENT ELECTRICAL CONNECTION PLAN

PROJECT NO.: 0148  
1/8" = 1'-0"





**James R. Childers  
Architect, Inc.**  
45 South 4th Street  
Fort Smith, AR 72901  
478-783-2480  
www.jrchildersarchitect.com

PROFESSIONAL SEAL:  
  
CONSULTANT LOGO:

**HESMAN Group, LLC**  
7645 E. 63RD STREET  
SUITE 201  
TULSA, OKLAHOMA 74133

CLIENT:  
**CHEROKEE NATION  
Entertainment**



CHEROKEE NATION ENTERTAINMENT  
**TAHLEQUAH CASINO**  
TAHLEQUAH, OKLAHOMA

PROJECT PHASE:  
BID PACKAGE 5

#	DATE	REVISIONS DESCRIPTION

DATE: 05/03/18 JOB NUMBER: 17-06

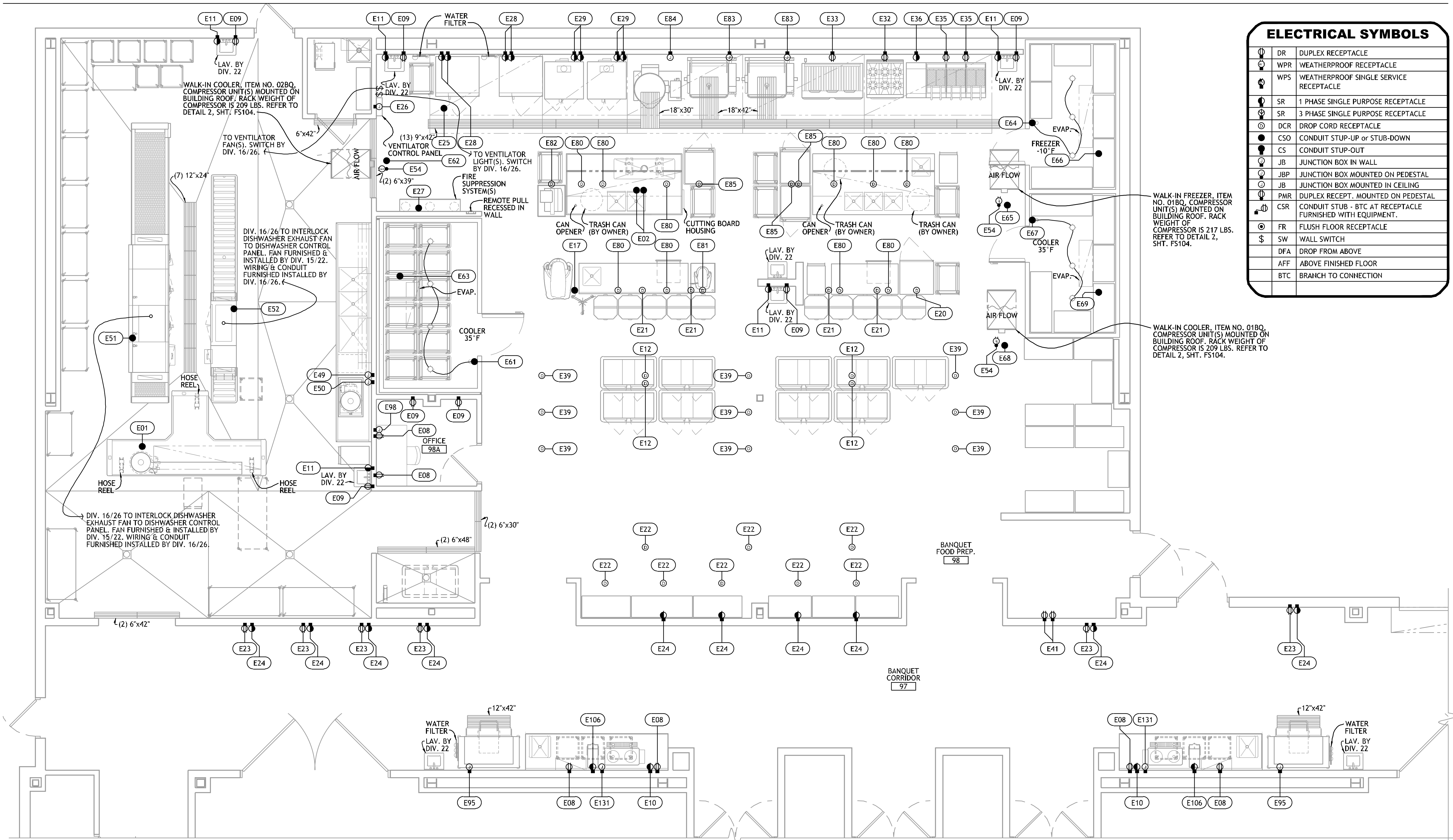
SHEET NUMBER:  
**FS122**

FOODSERVICE  
EQUIPMENT  
ELECTRICAL  
CONNECTION PLAN

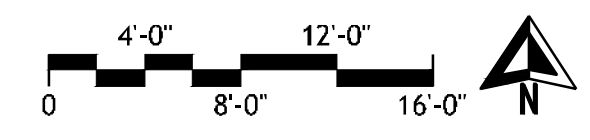
ELECTRICAL SYMBOLS	
	DR DUPLEX RECEPTACLE
	WPR WEATHERPROOF RECEPTACLE
	WPS WEATHERPROOF SINGLE SERVICE RECEPTACLE
	SR 1 PHASE SINGLE PURPOSE RECEPTACLE
	SR 3 PHASE SINGLE PURPOSE RECEPTACLE
	DCR DROP CORD RECEPTACLE
	CSO CONDUIT STUP-UP or STUB-DOWN
	CS CONDUIT STUP-OUT
	JB JUNCTION BOX IN WALL
	JBP JUNCTION BOX MOUNTED ON PEDESTAL
	JB JUNCTION BOX MOUNTED ON CEILING
	PMR DUPLEX RECEPT. MOUNTED ON PEDESTAL
	CSR CONDUIT STUB - BTC AT RECEPTACLE FURNISHED WITH EQUIPMENT.
	FR FLUSH FLOOR RECEPTACLE
	SW WALL SWITCH
	DFA DROP FROM ABOVE
	AFF ABOVE FINISHED FLOOR
	BTC BRANCH TO CONNECTION

WALK-IN FREEZER, ITEM NO. 01B0, COMPRESSOR UNIT(S) MOUNTED ON BUILDING ROOF. RACK WEIGHT OF COMPRESSOR IS 217 LBS. REFER TO DETAIL 2, SHT. FS104.

WALK-IN COOLER, ITEM NO. 01B0, COMPRESSOR UNIT(S) MOUNTED ON BUILDING ROOF. RACK WEIGHT OF COMPRESSOR IS 209 LBS. REFER TO DETAIL 2, SHT. FS104.



**1 FOODSERVICE EQUIPMENT  
ELECTRICAL CONNECTION PLAN - BANQUET KITCHEN**




REFER TO SHEET FS116 FOR ELECTRICAL NOTES & CONNECTION SCHEDULE.

PROJECT NO. 0148  
1/8" = 1'-0"









**James R. Childers  
Architect, Inc.**

45 South 4th Street  
Fort Smith, AR 72901  
479-783-2460  
www.jrchildersarchitect.com

PROFESSIONAL SEAL

CONSULTANT LOGO:



CLIENT:



CHEROKEE NATION ENTERTAINMENT  
**TAHLEQUAH CASINO**  
TAHLEQUAH, OKLAHOMA

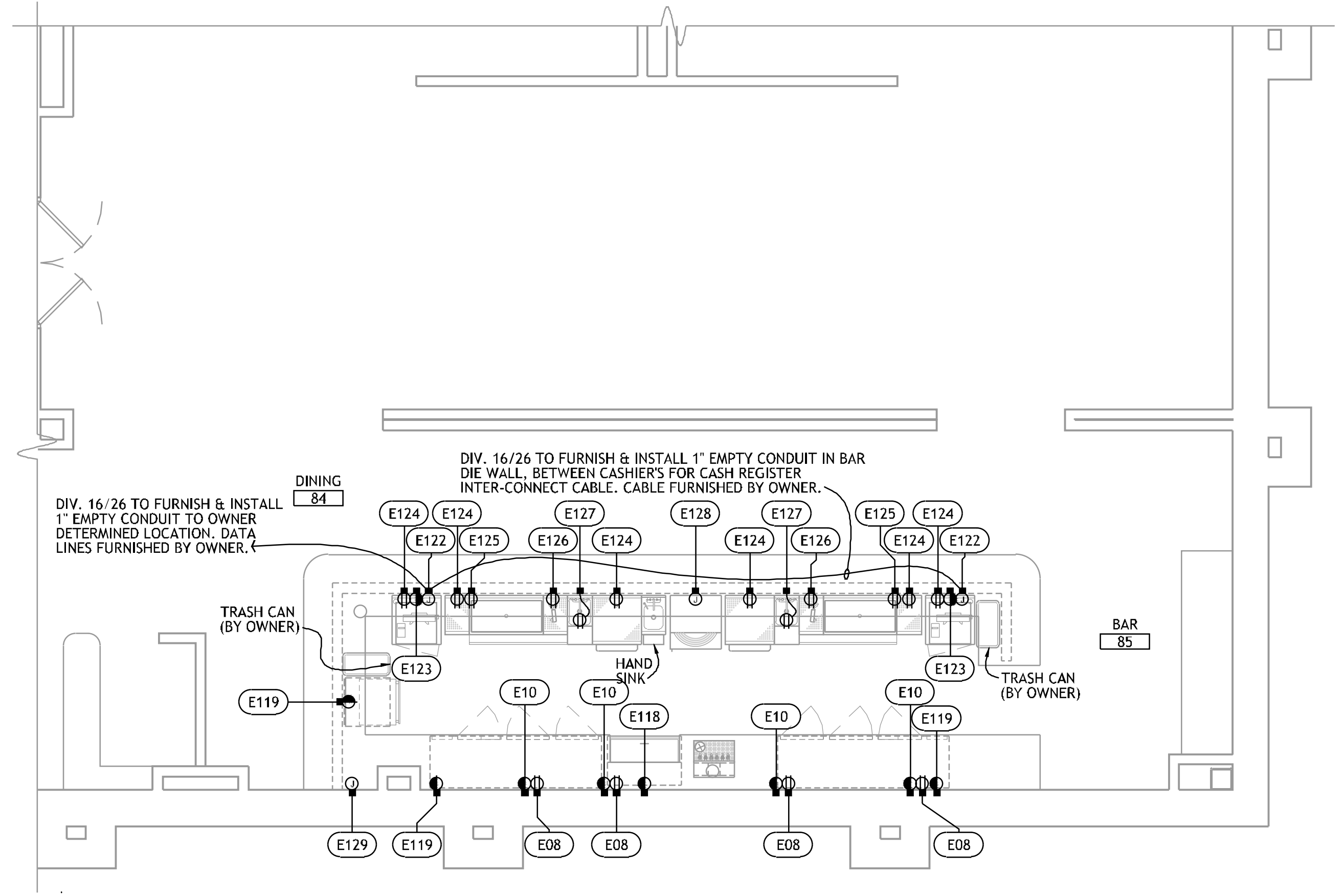
PROJECT PHASE:  
**BID PACKAGE 5**

#	DATE	REVISIONS DESCRIPTION

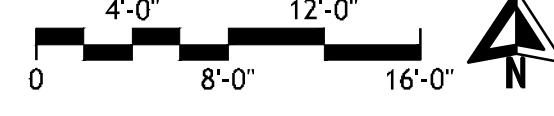
DATE: 05/03/18 JOB NUMBER: 17-06

SHEET NUMBER:  
**FS124**

FOODSERVICE  
EQUIPMENT  
ELECTRICAL  
CONNECTION PLAN



**2 FOODSERVICE EQUIPMENT  
ELECTRICAL CONNECTION PLAN - FINE DINING BAR**

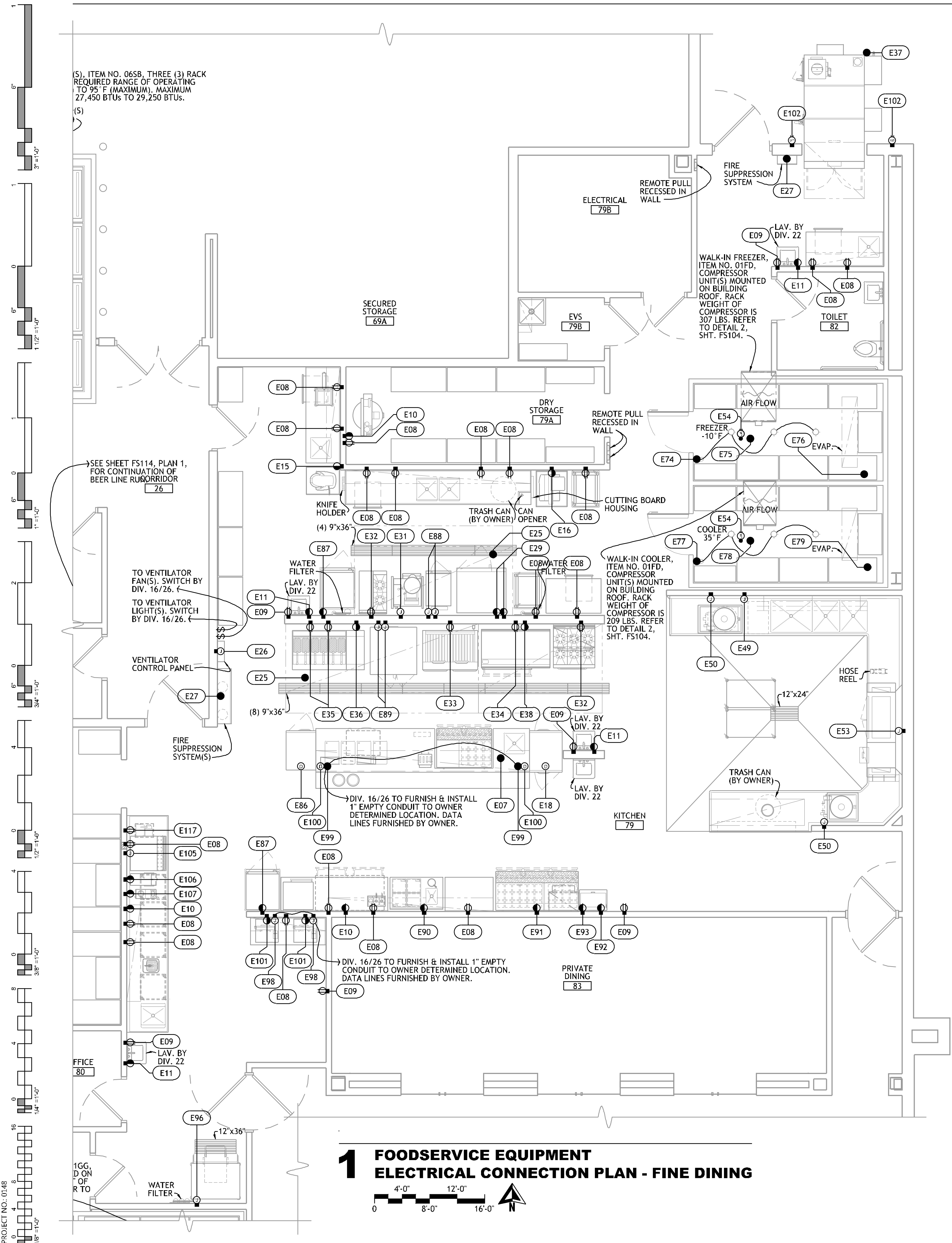
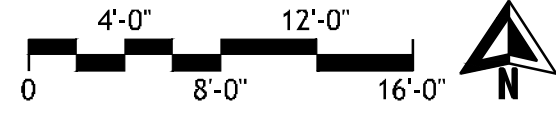


REFER TO SHEET FS116 FOR ELECTRICAL NOTES & CONNECTION SCHEDULE.

**ELECTRICAL SYMBOLS**

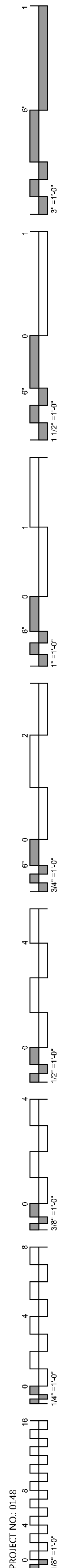
	DR	DUPLEX RECEPTACLE
	WPR	WEATHERPROOF RECEPTACLE
	WPS	WEATHERPROOF SINGLE SERVICE RECEPTACLE
	SR	1 PHASE SINGLE PURPOSE RECEPTACLE
	SR	3 PHASE SINGLE PURPOSE RECEPTACLE
	DCR	DROP CORD RECEPTACLE
	CSO	CONDUIT STUP-UP or STUB-DOWN
	CS	CONDUIT STUP-OUT
	JB	JUNCTION BOX IN WALL
	JB	JUNCTION BOX MOUNTED ON PEDESTAL
	JB	JUNCTION BOX MOUNTED IN CEILING
	PMR	DUPLEX RECEPT. MOUNTED ON PEDESTAL
	CSR	CONDUIT STUB - BTC AT RECEPTACLE FURNISHED WITH EQUIPMENT.
	FR	FLUSH FLOOR RECEPTACLE
	SW	WALL SWITCH
	DFA	DROP FROM ABOVE
	AFF	ABOVE FINISHED FLOOR BRANCH TO CONNECTION
	BTC	BRANCH TO CONNECTION

**1 FOODSERVICE EQUIPMENT  
ELECTRICAL CONNECTION PLAN - FINE DINING**



PROJECT NO. 0148





### ELECTRIC CONNECTIONS SCHEDULE

NO.	CONN.	SERVICE TO	VOLTS	Ø	RATING	LOCATION	A.F.F.	REMARKS
E01	CS	COLLECTOR	460	3	3/4HP	FLOOR	9"	BTC.
E02	CS	BAIN MARIE HEATER	208	3	9.0KW	FLOOR	9"	BTC.
E03	FR	REFRIGERATED DISPLAY	208	1	1HP	FLOOR	0"	
E04	FR	ICE CREAM CASE	120	1	1/4HP	FLOOR	0"	
E05	JBP	DATA LINE	---	---	---	FLOOR	9"	DIV. 16/26 TO RUN EMPTY 1" CONDUIT FROM FROM JB TO OWNER DETERMINED LOCATION. DATA LINE RUN BY OWNER.
E06	CSR	CASH REGISTER	120	1	12.0A	FLOOR	9"	DEDICATED - EARTH GROUND - RECEPTACLE FURNISHED W/ EQUIPMENT.
E07	CS	CHEF'S COUNTER	120/208	3	60.0A	FLOOR	9"	BTC - LOAD CENTER IN EQUIPMENT BY SECTION 114000. 4-WIRE, LOAD SHOWN IS ACTUAL LOAD PLUS 25%.
E08	DR	CONVENIENCE	120	1	16.0A	WALL	48"	RATING ASSUMES 20.0A OUTLET.
E09	DR	CONVENIENCE	120	1	16.0A	WALL	16"	RATING ASSUMES 20.0A OUTLET.
E10	SR	CONVENIENCE	208	1	16.0A	WALL	48"	RATING ASSUMES 20.0A OUTLET.
E11	SR	CONVENIENCE	120	1	16.0A	WALL	16"	DEDICATED CIRCUIT - RATING ASSUMES 20.0A OUTLET.
E12	DCR	CONVENIENCE	120	1	16.0A	---	72"	DFA - RATING ASSUMES 20.0A OUTLET SEE DETAIL 2, SHT. FS121.
E13	DCR	MOBILE MIXER	120	1	1/2HP	---	78"	DFA - SEE DETAIL 2, SHT. FS121.
E14	DCR	MOBILE SLICER	120	1	1/2HP	---	78"	DFA - SEE DETAIL 2, SHT. FS121.
E15	SR	MOBILE MIXER	120	1	1/2HP	WALL	48"	
E16	SR	MOBILE SLICER	120	1	1/2HP	WALL	48"	
E17	CS	60 QUART MIXER	208	3	2.7HP	---	72"	DFA - FUTURE.
E18	DCR	PASS-THRU REFRIGERATOR	120	1	1/4HP	---	88"	DFA - SEE DETAIL 2, SHT. FS121.
E19	SR	FREEZER	120	1	1/3HP	WALL	88"	
E20	CS	BLAST CHILLER	208	3	4HP	---	88"	DFA - FUTURE.
E21	DCR	MOBILE PLATE DISPENSER	120	1	8.3A	---	72"	DFA - FUTURE.
E22	DCR	MOBILE BANQUET CART	120	1	1.5KW	---	72"	DFA - DEDICATED CIRCUIT - SEE DETAIL 2, SHT. FS121.
E23	DR	CONVENIENCE	120	1	16.0A	WALL	48"	RATING ASSUMES 20.0A OUTLET.
E24	SR	MOBILE BANQUET CART	120	1	1.5KW	WALL	48"	DEDICATED CIRCUIT.
E25	CS	VENTILATOR LIGHTS	120	1	1000W	---	108"	DFA - BTC.
E26	JB	VENTILATOR FAN CONTROL SYSTEM	120	1	20.0A	WALL	56"	BTC - DIV. 26 TO CONNECT POWER TO FAN CONTROL SYSTEM (FCS) & CONDUIT & WIRING FROM FCS TO FAN(S). FCS BY SECTION 114000. FANS BY DIV. 23. CONTACTOR(S) BY DIV. 26.
E27	CS	FIRE SUPPRESSION SYSTEM	120	1	15.0A	---	108"	DFA - BTC - CONTROL CIRCUIT - UNINTERRUPTED SERVICE.
E28	SR	COMBI OVEN	208	1	7.7A	WALL	24"	
E29	SR	CONVECTION OVEN	120	1	1/2HP	WALL	24"	
E30	JB	TILTING BRAISING PAN	120	1	5.0A	WALL	24"	BTC.
E31	JB	10 QUART KETTLE	208	1	3.0KW	WALL	24"	BTC.
E32	DR	RANGE	120	1	5.0A	WALL	24"	
E33	DR	CHAR-BROILER	120	1	5.0A	WALL	24"	
E34	DR	GRIDDLE	120	1	5.0A	WALL	24"	
E35	DR	FRYER	120	1	5.0A	WALL	24"	
E36	SR	FRYER FILTER	120	1	1/2HP	WALL	24"	
E37	CS	SMOKER	120	1	15.0A	---	48"	DFA - BTC.
E38	SR	REFRIG. EQUIPMENT STAND	120	1	1/4HP	WALL	24"	
E39	DCR	MOBILE HOT CABINET	120	1	1.5KW	---	78"	DEDICATED CIRCUIT - DFA - SEE DETAIL 2, SHT. FS121.
E40	DCR	COOK & HOLD CABINET	208	1	3.0KW	---	78"	DFA - SEE DETAIL 2, SHT. FS121.
E41	DR	COOK OIL SYSTEM	120	1	20.0A	WALL	96"	DEDICATED CIRCUIT.
E42	SR	REFRIG. PREP COUNTER	120	1	1/5HP	WALL	24"	
E43	SR	MICROWAVE OVEN	120	1	1000W	WALL	64"	
E44	JB	HEATER STRIP(S)	208	1	1.8KW	WALL	72"	BTC.
E45	SR	CONVEYOR TOASTER	208	1	1.6KW	WALL	48"	MOUNT HORIZONTALLY.
E46	JB	CHEF'S COUNTER	120/208	3	27.0A	WALL	24"	BTC - LOAD CENTER IN EQUIPMENT IS BY SECTION 114000/114000. 4-WIRE. LOAD SHOWN IS ACTUAL LOAD PLUS 25%.
E47	SR	TOASTER	208	1	2.6KW	WALL	48"	
E48	SR	WAFFLE IRON	208	1	3.3A	WALL	48"	
E49	JB	POWERED SINK	480	3	3HP & 3.0KW	WALL	24"	BTC. - DIV. 26 TO CONNECT TO CONTROL PANEL MOUNTED BELOW EQUIPMENT & TO SINK HEATER. MINIMUM CIRCUIT AMPACITY 15.0A.
E50	JB	COLLECTOR	460	3	3/4HP	---	24"	BTC.
E51	CS	DISHWASHER W/ BOOSTER HEATER & DRAINWATER TEMPERING DEVICE	480	3	7.7HP, 55.0KW AND 18.0KW	---	72"	DFA - BTC. - IF DISCONNECT SWITCH IS LOCATED ABOVE DISHWASHER BOTTOM MUST BE MIN. OF 72" A.F.F. MACHINE MINIMUM CIRCUIT AMPACITY 100.0A. BOOSTER MINIMUM CIRCUIT AMPACITY 30.0A.
E52	CS	DISHWASHER W/ BOOSTER HEATER & DRAINWATER TEMPERING DEVICE	480	3	1/6HP, 2HP, 1/10HP, 1HP, 0.1A, 3.0KW, 15.0KW & 22.0KW	---	72"	DFA - BTC - DISCONNECT SWITCH BY DIV. 26. IF DISCONNECT SWITCH IS LOCATED ABOVE DISHWASHER BOTTOM MUST BE MINIMUM OF 72" A.F.F. MINIMUM SUPPLY CIRCUIT CONDUCTOR AMPACITY IS 80.0A.
E53	JB	DISHWASHER W/ BOOSTER HEATER & DRAINWATER TEMPERING DEVICE	480	3	1/6HP, 2HP, 1/10HP, 1HP, 0.1A, 3.0KW, 15.0KW & 22.0KW	WALL	72"	BTC - DISCONNECT SWITCH BY DIV. 26. IF DISCONNECT SWITCH IS LOCATED ABOVE DISHWASHER BOTTOM MUST BE MINIMUM OF 72" A.F.F. MINIMUM SUPPLY CIRCUIT CONDUCTOR AMPACITY IS 80.0A.
E54	PMWR	FIXTURE	120	1	16.0A	ROOF	9"	BTC - RECEPTACLE FURNISHED WITH EQUIPMENT. RATING ASSUMES 20.0A OUTLET.
E55	CS	WALK-IN FREEZER LIGHTS, HEATER ALARM, & PRESSURE RELIEF PORT	120	1	559W	---	102"	DFA - SEAL PENETRATIONS & CONDUIT INTERIOR AIRTIGHT AT BOTH SIDES OF WALK-IN PANEL.
E56	CS	WALK-IN FREEZER SYSTEM	208	3	5.5HP	ROOF	9"	BTC - DIV. 26 TO RUN POWER & CONTROL WIRING FROM COMPRESSOR TO EVAPORATOR.
E57	CS	WALK-IN FREEZER EVAPORATOR	208	1	11.7A	---	108"	DFA - DEDICATED CIRCUIT. EXTEND CONDUIT THROUGH WALK-IN ROOF & CONNECT TO EVAPORATOR. SEAL PENETRATIONS & CONDUIT INTERIOR AIRTIGHT AT BOTH SIDES OF ROOF PANEL.
E58	CS	WALK-IN COOLER LIGHTS, HEATER, & ALARM	120	1	522W	---	102"	DFA - SEAL PENETRATIONS & CONDUIT INTERIOR AIRTIGHT AT BOTH SIDES OF WALK-IN PANEL.
E59	CS	WALK-IN COOLER REFRIGERATION SYSTEM	208	3	1.5HP	ROOF	9"	BTC - DIV. 26 TO RUN POWER & CONTROL WIRING FROM COMPRESSOR TO EVAPORATOR.
E60	CS	WALK-IN COOLER EVAPORATOR	120	1	2.7A	---	108"	DFA - DEDICATED CIRCUIT. EXTEND CONDUIT THROUGH WALK-IN ROOF & CONNECT TO EVAPORATOR. SEAL PENETRATIONS & CONDUIT INTERIOR AIRTIGHT AT BOTH SIDES OF ROOF PANEL.
E61	CS	WALK-IN COOLER LIGHTS, HEATER, & ALARM	120	1	488W	---	102"	DFA - SEAL PENETRATIONS & CONDUIT INTERIOR AIRTIGHT AT BOTH SIDES OF WALK-IN PANEL.
E62	CS	WALK-IN COOLER REFRIGERATION SYSTEM	208	3	1.0HP	ROOF	9"	BTC - DIV. 26 TO RUN POWER & CONTROL WIRING FROM COMPRESSOR TO EVAPORATOR.
E63	CS	WALK-IN COOLER EVAPORATOR	120	1	1.8A	---	108"	DFA - DEDICATED CIRCUIT. EXTEND CONDUIT THROUGH WALK-IN ROOF & CONNECT TO EVAPORATOR. SEAL PENETRATIONS & CONDUIT INTERIOR AIRTIGHT AT BOTH SIDES OF ROOF PANEL.

HEIGHT GIVEN IS TO BOTTOM OF ELECTRICAL BOX

### ELECTRIC CONNECTIONS SCHEDULE

NO.	CONN.	SERVICE TO	VOLTS	Ø	RATING	LOCATION	A.F.F.	REMARKS
E64	CS	WALK-IN FREEZER LIGHTS, HEATER ALARM, & PRESSURE RELIEF PORT	120	1	476W	---	102"	DFA - SEAL PENETRATIONS & CONDUIT INTERIOR AIRTIGHT AT BOTH SIDES OF WALK-IN PANEL.
E65	CS	WALK-IN FREEZER SYSTEM	208	3	3.5HP	ROOF	9"	BTC - DIV. 26 TO RUN POWER & CONTROL WIRING FROM COMPRESSOR TO EVAPORATOR.
E66	CS	WALK-IN FREEZER EVAPORATOR	208	1	11.7A	---	108"	DFA - DEDICATED CIRCUIT. EXTEND CONDUIT THROUGH WALK-IN ROOF & CONNECT TO EVAPORATOR. SEAL PENETRATIONS & CONDUIT INTERIOR AIRTIGHT AT BOTH SIDES OF ROOF PANEL.
E67	CS	WALK-IN COOLER LIGHTS, HEATER, & ALARM	120	1	536W	---	102"	DFA - SEAL PENETRATIONS & CONDUIT INTERIOR AIRTIGHT AT BOTH SIDES OF WALK-IN PANEL.
E68	CS	WALK-IN COOLER REFRIGERATION SYSTEM	208	3	1.0HP	ROOF	9"	BTC - DIV. 26 TO RUN POWER & CONTROL WIRING FROM COMPRESSOR TO EVAPORATOR.
E69	CS	WALK-IN COOLER EVAPORATOR	120	1	1.8A	---	108"	DFA - DEDICATED CIRCUIT. EXTEND CONDUIT THROUGH WALK-IN ROOF & CONNECT TO EVAPORATOR. SEAL PENETRATIONS & CONDUIT INTERIOR AIRTIGHT AT BOTH SIDES OF ROOF PANEL.
E70	CS	WALK-IN COOLER LIGHTS, HEATER, & ALARM	120	1	545W	---	102"	DFA - SEAL PENETRATIONS & CONDUIT INTERIOR AIRTIGHT AT BOTH SIDES OF WALK-IN PANEL.
E71	CS	WALK-IN LIGHT & HEATER(S)	120	1	852W	---	102"	DFA - SEAL PENETRATIONS & CONDUIT INTERIOR AIRTIGHT AT BOTH SIDES OF WALK-IN PANEL.
E72	CS	WALK-IN COOLER REFRIGERATION SYSTEM	208	3	2.5HP	ROOF	9"	BTC - DIV. 26 TO RUN POWER & CONTROL WIRING FROM COMPRESSOR TO EVAPORATOR.
E73	CS	WALK-IN COOLER EVAPORATOR	120	1	2.7A	---	108"	DFA - DEDICATED CIRCUIT. EXTEND CONDUIT THROUGH WALK-IN ROOF & CONNECT TO EVAPORATOR. SEAL PENETRATIONS & CONDUIT INTERIOR AIRTIGHT AT BOTH SIDES OF ROOF PANEL.
E74	CS	WALK-IN FREEZER LIGHTS, HEATER ALARM, & PRESSURE RELIEF PORT	120	1	536W	---	102"	DFA - SEAL PENETRATIONS & CONDUIT INTERIOR AIRTIGHT AT BOTH SIDES OF WALK-IN PANEL.
E75	CS	WALK-IN FREEZER SYSTEM	208	3	4.5HP	ROOF	9"	BTC - DIV. 26 TO RUN POWER & CONTROL WIRING FROM COMPRESSOR TO EVAPORATOR.
E76	CS	WALK-IN FREEZER EVAPORATOR	208	1	11.7A	---	108"	DFA - DEDICATED CIRCUIT. EXTEND CONDUIT THROUGH WALK-IN ROOF & CONNECT TO EVAPORATOR. SEAL PENETRATIONS & CONDUIT INTERIOR AIRTIGHT AT BOTH SIDES OF ROOF PANEL.
E77	CS	WALK-IN COOLER LIGHTS, HEATER, & ALARM	120	1	476W	---	102"	DFA - SEAL PENETRATIONS & CONDUIT INTERIOR AIRTIGHT AT BOTH SIDES OF WALK-IN PANEL.
E78	CS	WALK-IN COOLER REFRIGERATION SYSTEM	208	3	1.0HP	ROOF	9"	BTC - DIV. 26 TO RUN POWER & CONTROL WIRING FROM COMPRESSOR TO EVAPORATOR.
E79	CS	WALK-IN COOLER EVAPORATOR	120	1	1.8A	---	108"	DFA - DEDICATED CIRCUIT. EXTEND CONDUIT THROUGH WALK-IN ROOF & CONNECT TO EVAPORATOR. SEAL PENETRATIONS & CONDUIT INTERIOR AIRTIGHT AT BOTH SIDES OF ROOF PANEL.
E80	DCR	CONVENIENCE	120	1	16.0A	---	72"	DFA - RATING ASSUMES 20.0A OUTLET SEE DETAIL 2, SHT. FS121. FUTURE.
E81	DCR	MOBILE MIXER	120	1	1/2HP	---	78"	DFA - SEE DETAIL 2, SHT. FS121. FUTURE.
E82	DCR	MOBILE SLICER	120	1	1/2HP	---	78"	DFA - SEE DETAIL 2, SHT. FS121. FUTURE.
E83	JB	TILTING BRAISING PAN	120	1	5.0A	WALL	24"	FUTURE.
E84	JB	60 GALLON TILTING KETTLE	120	1	5.0A	WALL	24"	FUTURE.
E85	DCR	MOBILE HOT CABINET	120	1	1.5KW	---	78"	DEDICATED CIRCUIT - DFA - SEE DETAIL 2, SHT. FS121. FUTURE.
E86	DCR	FREEZER	120	1	1/3HP	---	88"	DFA - SEE DETAIL 2, SHT. FS121.
E87	SR	MOBILE HOT CABINET	120	1	1.5KW	WALL	48"	DEDICATED CIRCUIT.
E88	JB	STEAMER	120	1	5.0A	WALL	24"	BTC.
E89	JB	MULTI-COOK OVEN	208	3	19.2KW	WALL	24"	BTC.
E90	SR	ICE CREAM CASE	120	1	1/4HP	WALL	24"	
E91	SR	REFRIGERATED MAKE TABLE	120	1	1/4HP	WALL	24"	
E92	SR	PLATE CHILLER	120	1	1/4HP	WALL	24"	DEDICATED CIRCUIT.
E93	SR	LETTUCE CRISPER	120	1	2.1A	WALL	96"	
E94	JB	ICE MAKER	208	1	13.0A	WALL	118"	BTC - MAXIMUM FUSE SIZE 20.0A.
E95	JB	ICE MAKER	208	1	15.9A	WALL	108"	BTC - MAXIMUM FUSE SIZE 20.0A.
E96	JB	ICE MAKER	208	1	10.8A	WALL	118"	BTC - MAXIMUM FUSE SIZE 20.0A.
E97	JB	DATA LINE	---	---	---	WALL	48"	DIV. 16/26 TO RUN EMPTY 1" CONDUIT FROM J-BOX TO CASHIER'S STATION(S). DATA LINE RUN BY OWNER.
E98	JB	DATA CABLE	---	---	---	WALL	48"	DIV. 26 TO RUN EMPTY 1" CONDUIT FROM JB TO OWNER DETERMINED LOCATION. DATA LINES RUN BY OWNER.
E99	CS	DATA LINE	---	---	---	---	108"	DFA - DIV. 16/26 TO RUN EMPTY 1" CONDUIT FROM FROM JB TO OWNER DETERMINED LOCATION. DATA LINE RUN BY OWNER.
E100	DCR	DISPLAY MONITOR	120	1	16.0A	---	84"	DFA - SEE DETAIL 2, SHT. FS121.
E101	SR	CASH REGISTER	120	1	12.0A	WALL	48"	DEDICATED CIRCUIT - EARTH GROUND.
E102	WPR	CONVENIENCE	120	1	16.0A	WALL	16"	WEATHERPROOF OUTLET - RATING ASSUMES 20.0A OUTLET.
E103	CSR	CARBONATOR	120	1	5.0A	WALL	24"	OUTLET FURNISHED W/ EQUIPMENT.
E104	CSR	ICE & BEVERAGE DISPENSER	120	1	5.0A	WALL	24"	OUTLET FURNISHED W/ EQUIPMENT.
E105	JB	ICE MAKER	208	1	2HP	WALL	88"	VERIFY - OWNER FURNISHED EQUIPMENT.
E106	SR	ICED TEA BREWER	120	1	1.8KW	WALL	48"	VERIFY - OWNER FURNISHED EQUIPMENT.
E107	SR	COFFEE MAKER	208	1	30.0A	WALL	48"	VERIFY - OWNER FURNISHED EQUIPMENT.
E108	SR	CONDIMENT DISPENSER	120	1	16.0A	WALL	48"	VERIFY - OWNER FURNISHED EQUIPMENT.
E109	SR	MICROWAVE OVEN	120	1	1000W	WALL	48"	VERIFY - OWNER FURNISHED EQUIPMENT.
E110	SR	SERVING LINE	120/208	1	40.0A	WALL	16"	
E111	SR	MILK DISPENSER	120	1	1/8HP	WALL	48"	VERIFY - OWNER FURNISHED EQUIPMENT.
E112	SR	UNDERCOUNTER REFRIGERATOR	120	1	1/5HP	WALL	24"	
E113	SR	REFRIGERATOR	120	1	1/3HP	WALL	48"	VERIFY - OWNER FURNISHED EQUIPMENT.
E114	DR	LIQUOR DISPENSING SYSTEM	120	1	15.0A	WALL	48"	VERIFY - OWNER FURNISHED EQUIPMENT.
E115	SR	LIQUOR DISPENSING SYSTEM	208	1	1HP	WALL	48"	VERIFY - OWNER FURNISHED EQUIPMENT.
E116	DR	CARBONATOR	120	1	5.0A	WALL	72"	
E117	DR	CARBONATOR	120	1	5.0A	WALL	24"	
E118	SR	MUG FROSTER	120	1	1/3HP	WALL	16"	15.0A DEDICATED CIRCUIT.
E119	SR	BACK-BAR COOLER	120	1	1/4HP	WALL	16"	15.0A DEDICATED CIRCUIT.
E120	JB	GLASSWASHER	208	1				







PROJECT NO. 0148  
 0  
 2  
 4  
 6  
 8  
 10  
 12  
 14  
 16  
 18  
 20  
 22  
 24  
 26  
 28  
 30  
 32  
 34  
 36  
 38  
 40  
 42  
 44  
 46  
 48  
 50  
 52  
 54  
 56  
 58  
 60  
 62  
 64  
 66  
 68  
 70  
 72  
 74  
 76  
 78  
 80  
 82  
 84  
 86  
 88  
 90  
 92  
 94  
 96  
 98  
 100

**HOOD INFORMATION - Job#3353243**

HOOD NO.	TAG	MODEL	LENGTH	MAX. COOKING TEMP.	EXHAUST PLENUM					TOTAL SUPPLY CFM	HOOD CONSTRUCTION	HOOD CONFIG.			
					WIDTH	LENG.	HEIGHT	DIA.	CFM			VEL.	S.P.	END TO END	ROW
1		5430 ND-2-PSP-F	8' 0"	600 Deg.	2000	10'	19'	4'	2000	1516	-0.675'	1780	304 SS 100%	LEFT	ALONE
2		5430 ND-2-PSP-F	10' 0"	600 Deg.	3000	10'	28'	4'	3000	1543	-0.968'	2400	304 SS 100%	RIGHT	ALONE
3		6030 ND-2-PSP-F	7' 0"	600 Deg.	1750	10'	16'	4'	1750	1575	-0.681'	1558	304 SS 100%	LEFT	ALONE
4		6030 ND-2-PSP-F	10' 6"	600 Deg.	2625	10'	25'	4'	2625	1512	-0.794'	2336	304 SS 100%	RIGHT	ALONE

**PATENT NUMBERS**  
 AC-PSP (United States) - US Patent 7963830 B2  
 AC-PSP Wall (Canada) - CA Patent 2820509  
 AC-PSP Island (Canada) - CA Patent 2520330

**SPECIFICATION: CAPTRATE® GREASE-STOP® SOLID FILTER**

THE CAPTRATE GREASE-STOP SOLID FILTER IS A SINGLE-STAGE FILTER FEATURING A UNIQUE S-Baffle DESIGN IN CONJUNCTION WITH A SLOTTED REAR Baffle DESIGN, TO DELIVER EXCEPTIONAL FILTRATION EFFICIENCY.

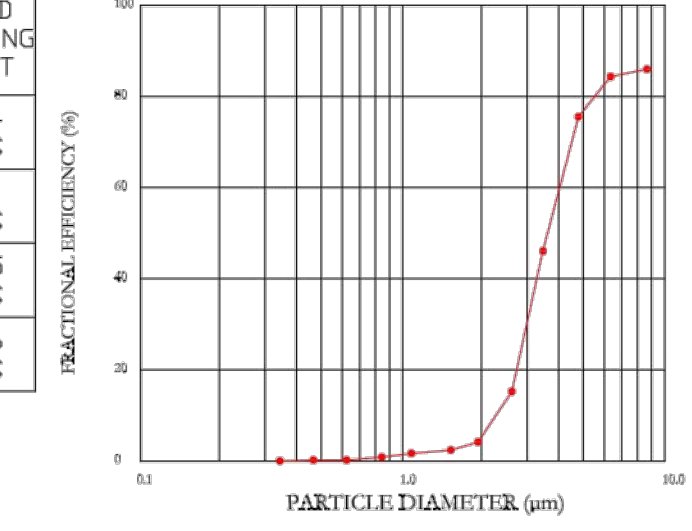
FILTER IS STAINLESS STEEL CONSTRUCTION, AND SIZED TO FIT INTO STANDARD 2-INCH DEEP HOOD CHANNEL(S).

UNITS SHALL INCLUDE STAINLESS STEEL HANDLES AND A FASTENING DEVICE TO SECURE THE TWO COMPONENTS WHEN ASSEMBLED.

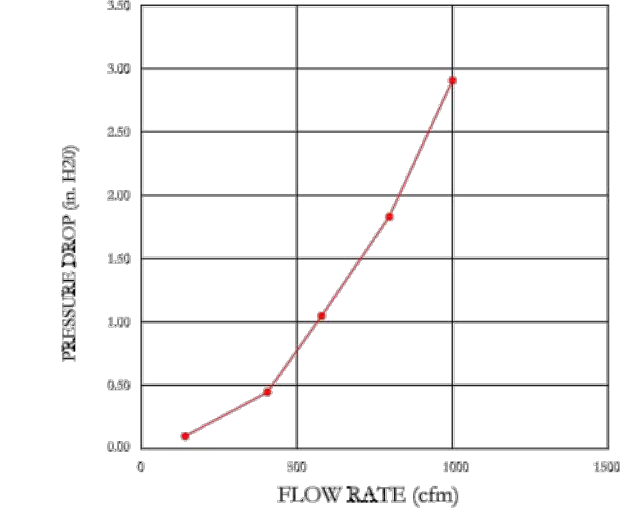
GREASE EXTRACTION EFFICIENCY PERFORMANCE SHALL REMOVE AT LEAST 75% OF GREASE PARTICLES FIVE MICRONS IN SIZE, AND 85% GREASE PARTICLES SEVEN MICRONS IN SIZE AND LARGER, WITH A CORRESPONDING PRESSURE DROP NOT TO EXCEED 1.0 INCHES OF WATER GAUGE.

THE CAPTRATE GREASE-STOP SOLID WAS TESTED TO ASTM STANDARD ASTM F2519-05.

**EFFICIENCY VS. PARTICLE DIAMETER**



**PRESSURE DROP VS. FLOW RATE**



CAPTRATE FILTERS ARE BUILT IN COMPLIANCE WITH:  
 NFPA #96  
 NSF STANDARD #2  
 UL STANDARD #1046  
 INT. MECH. CODE (IMC)  
 ULC-S649



**HOOD INFORMATION**

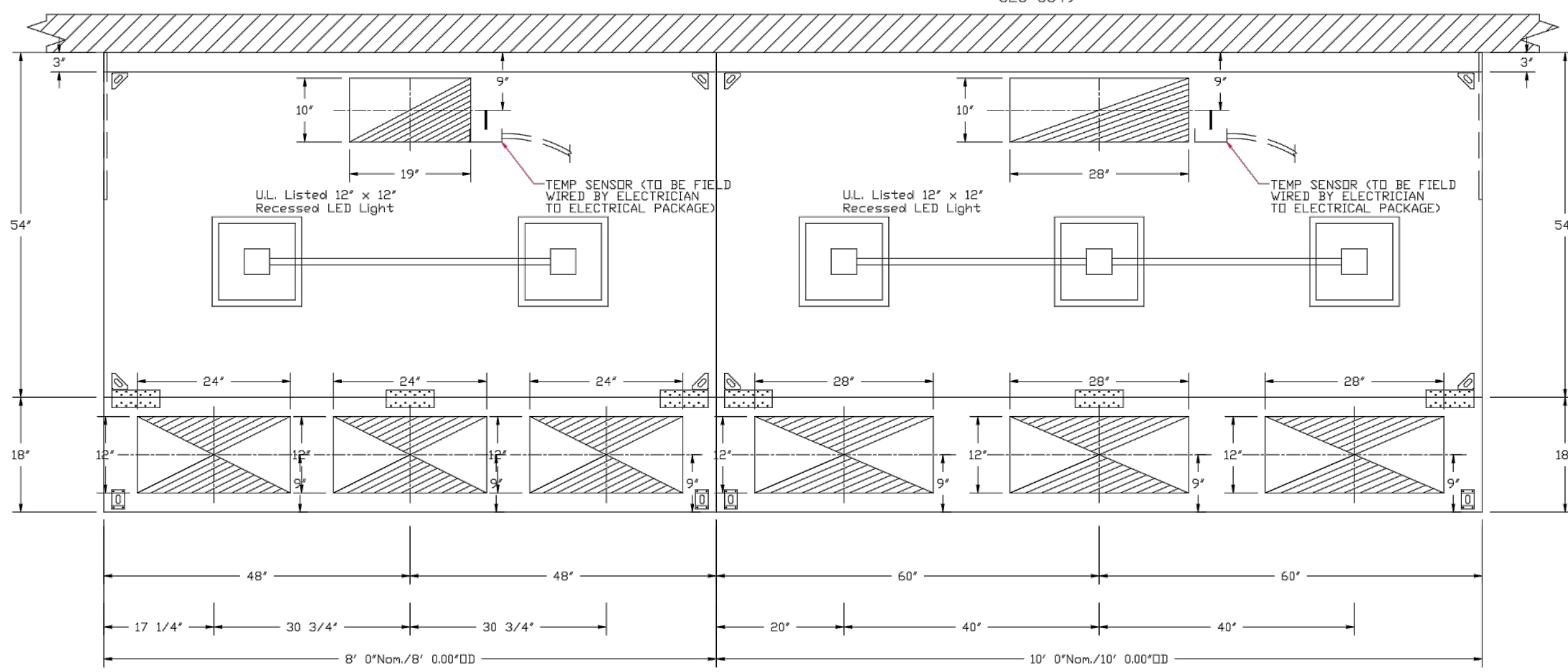
HOOD NO.	TAG	TYPE	QTY.	HEIGHT	LENGTH	EFFICIENCY @ 7 MICRONS	LIGHT(S)		WIRE GUARD	LOCATION	SIZE	UTILITY CABINET(S)			FIRE SYSTEM PIPING	HOOD HANGING WGT
							QTY.	TYPE				FIRE SYSTEM	ELECTRICAL	SWITCHES		
1		Captrate Solo Filter	5	20"	16"	85% See Filter Spec.	2	12" x 12" LED	ND						YES	574 LBS
2		Captrate Solo Filter	7	20"	16"	85% See Filter Spec.	3	12" x 12" LED	ND						YES	717 LBS
3		Captrate Solo Filter	5	20"	16"	85% See Filter Spec.	2	12" x 12" LED	ND						YES	555 LBS
4		Captrate Solo Filter	7	20"	16"	85% See Filter Spec.	3	12" x 12" LED	ND						YES	756 LBS

**HOOD OPTIONS**

HOOD NO.	TAG	OPTION
1		FIELD WRAPPER 18.00' High Front, Left BACKSPLASH 128.00' High X 234.00' Long 304 SS Vertical LEFT QUARTER END PANEL 23' Top Width, 0' Bottom Width, 23' High 304 SS MIN 18 GAUGE HOOD SENSOR-CV
2		FIELD WRAPPER 18.00' High Front, Right RIGHT QUARTER END PANEL 23' Top Width, 0' Bottom Width, 23' High 304 SS MIN 18 GAUGE HOOD SENSOR-CV
3		FIELD WRAPPER 18.00' High Front, Left BACKSPLASH 128.00' High X 228.00' Long 304 SS Vertical LEFT QUARTER END PANEL 23' Top Width, 0' Bottom Width, 23' High 304 SS MIN 18 GAUGE HOOD SENSOR-CV
4		FIELD WRAPPER 18.00' High Front, Right RIGHT QUARTER END PANEL 23' Top Width, 0' Bottom Width, 23' High 304 SS MIN 18 GAUGE HOOD SENSOR-CV

**PERFORATED SUPPLY PLENUM(S)**

HOOD NO.	TAG	POS.	LENGTH	WIDTH	HEIGHT	TYPE	RISER(S)		
							WIDTH	LENG.	S.P.
1		Front	96'	18'	6'	MUA	12"	24"	593 0.158"
							12"	24"	593 0.158"
							12"	24"	593 0.158"
2		Front	120'	18'	6'	MUA	12"	28"	800 0.238"
							12"	28"	800 0.238"
							12"	28"	800 0.238"
3		Front	84'	18'	6'	MUA	12"	28"	779 0.226"
							12"	28"	779 0.226"
							12"	28"	778 0.226"
4		Front	126'	18'	6'	MUA	12"	28"	778 0.226"
							12"	28"	778 0.226"
							12"	28"	778 0.226"

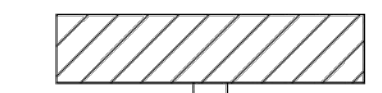


PLAN VIEW - Hood #1  
 8' 0.00" LONG 5430ND-2-PSP-F

PLAN VIEW - Hood #2  
 10' 0.00" LONG 5430ND-2-PSP-F

Continuous Capture

Hood No.	Location
1	Right
2	Left



ROOM TEMP SENSOR TO BE INSTALLED ON WALL BY ELECTRICIAN AND WIRED BY ELECTRICIAN INTO HOOD ELECTRICAL PACKAGE AS PER INSTALLATION DIAGRAM. INSTALL ON WALL WHERE IT WILL NOT BE AFFECTED BY ANY HEAT PRODUCING ITEMS.

**REVISIONS**

#	DATE	DESCRIPTION

**PROFESSIONAL SEAL:**

**CONSULTANT LOGO:**

**HESMAN Group, LLC**  
 7645 E. 63RD STREET  
 SUITE 201  
 TULSA, OKLAHOMA 74133

**CLIENT:**

**CHEROKEE NATION Entertainment**

**Cherokee CASINO**


**CAPTIVE AIR**

**Tulsa Office**  
 12101 East 51st Street, Suite 101A, Tulsa, OK, 74146  
 PHONE: (918) 265-0251 FAX: (918) 227-5847 EMAIL: reg00@captivair.com

Tahlequah Casino - Grab-N-Go Dining Kitchen Hood  
 TAHLEQUAH, OK, 74464

**DATE:** 3/27/2018  
**DWG.#:** 3353243  
**DRAWN BY:** RJH-80  
**SCALE:** 3/4" = 1'-0"  
**MASTER DRAWING**

**SHEET NO.**  
 1



**James R. Childers Architect, Inc.**  
 45 South 4th Street  
 Fort Smith, AR 72901  
 478-783-2480  
 www.jrchildersarchitect.com

**PROFESSIONAL SEAL:**

**CONSULTANT LOGO:**

**HESMAN Group, LLC**  
 7645 E. 63RD STREET  
 SUITE 201  
 TULSA, OKLAHOMA 74133

**CLIENT:**

**CHEROKEE NATION Entertainment**

**Cherokee CASINO**

**CHEROKEE NATION ENTERTAINMENT  
 TAHLEQUAH CASINO**  
 TAHLEQUAH, OKLAHOMA

**PROJECT PHASE**  
 BID PACKAGE 5

**REVISIONS**

#	DATE	DESCRIPTION

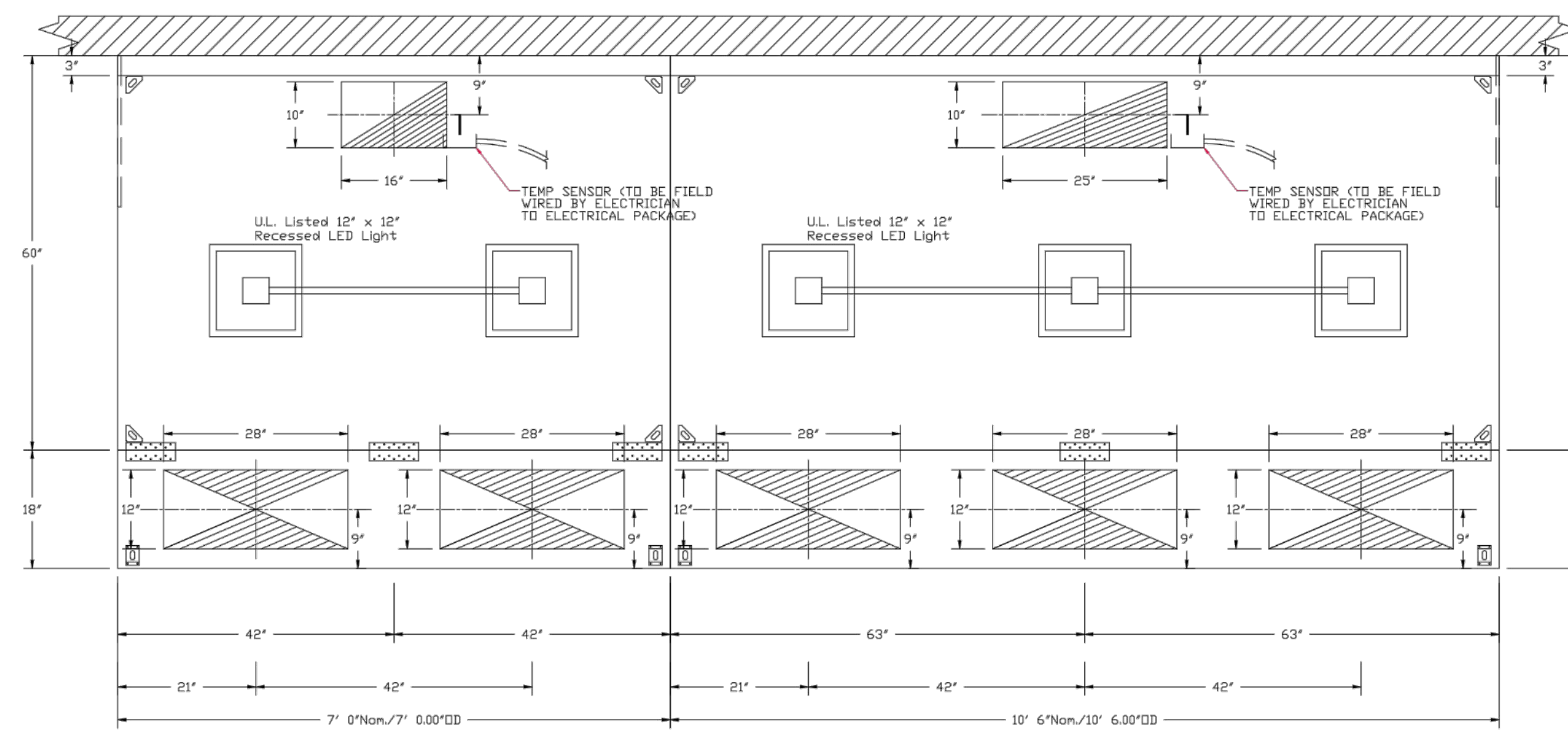
**DATE:** 05/03/18  
**JOB NUMBER:** 17-06

**SHEET NUMBER:**  
 FS127

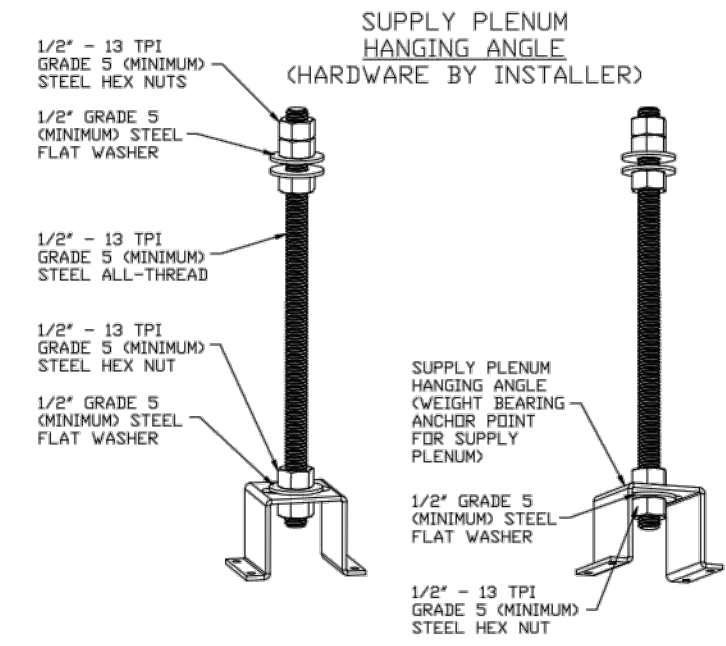
**FOODSERVICE EQUIPMENT VENTILATION CONNECTION PLAN**



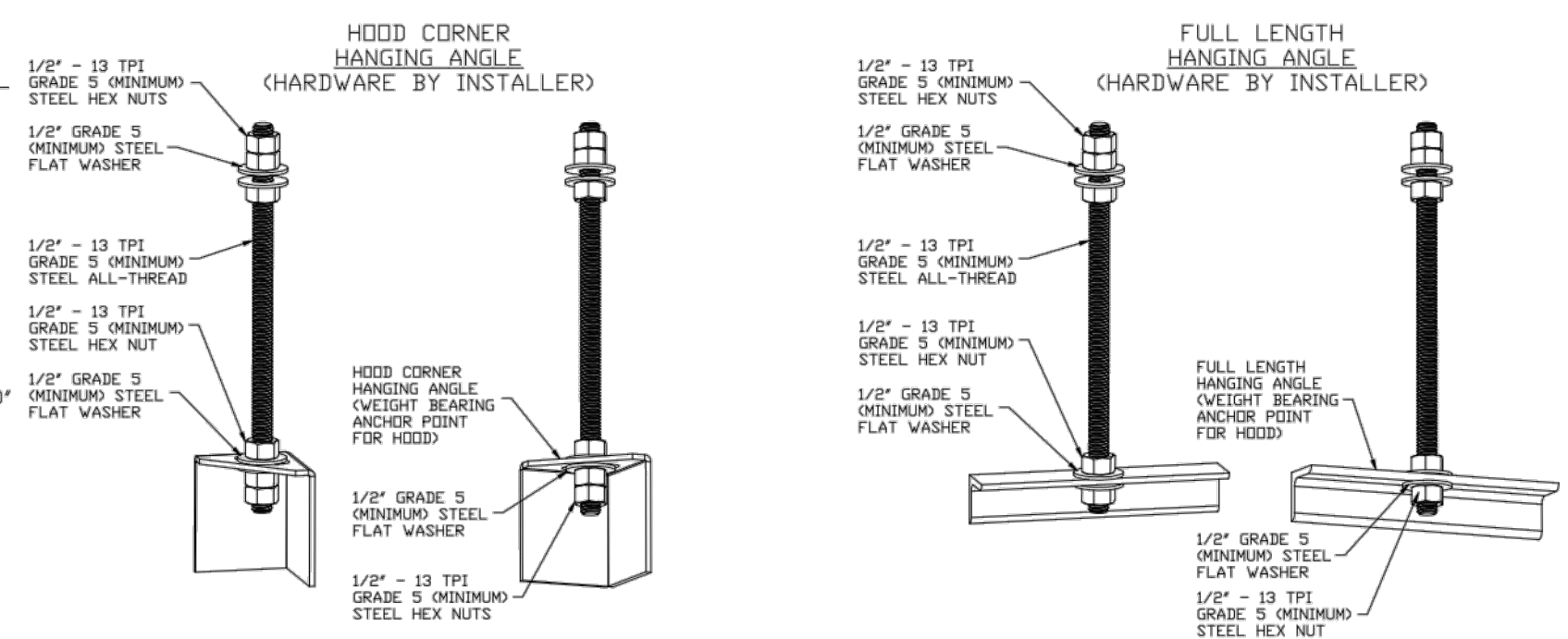
PROJECT NO. 0148  
 0  
 2  
 4  
 6  
 8  
 10  
 12  
 14  
 16  
 18  
 20  
 22  
 24  
 26  
 28  
 30  
 32  
 34  
 36  
 38  
 40  
 42  
 44  
 46  
 48  
 50  
 52  
 54  
 56  
 58  
 60  
 62  
 64  
 66  
 68  
 70  
 72  
 74  
 76  
 78  
 80  
 82  
 84  
 86  
 88  
 90  
 92  
 94  
 96  
 98  
 100



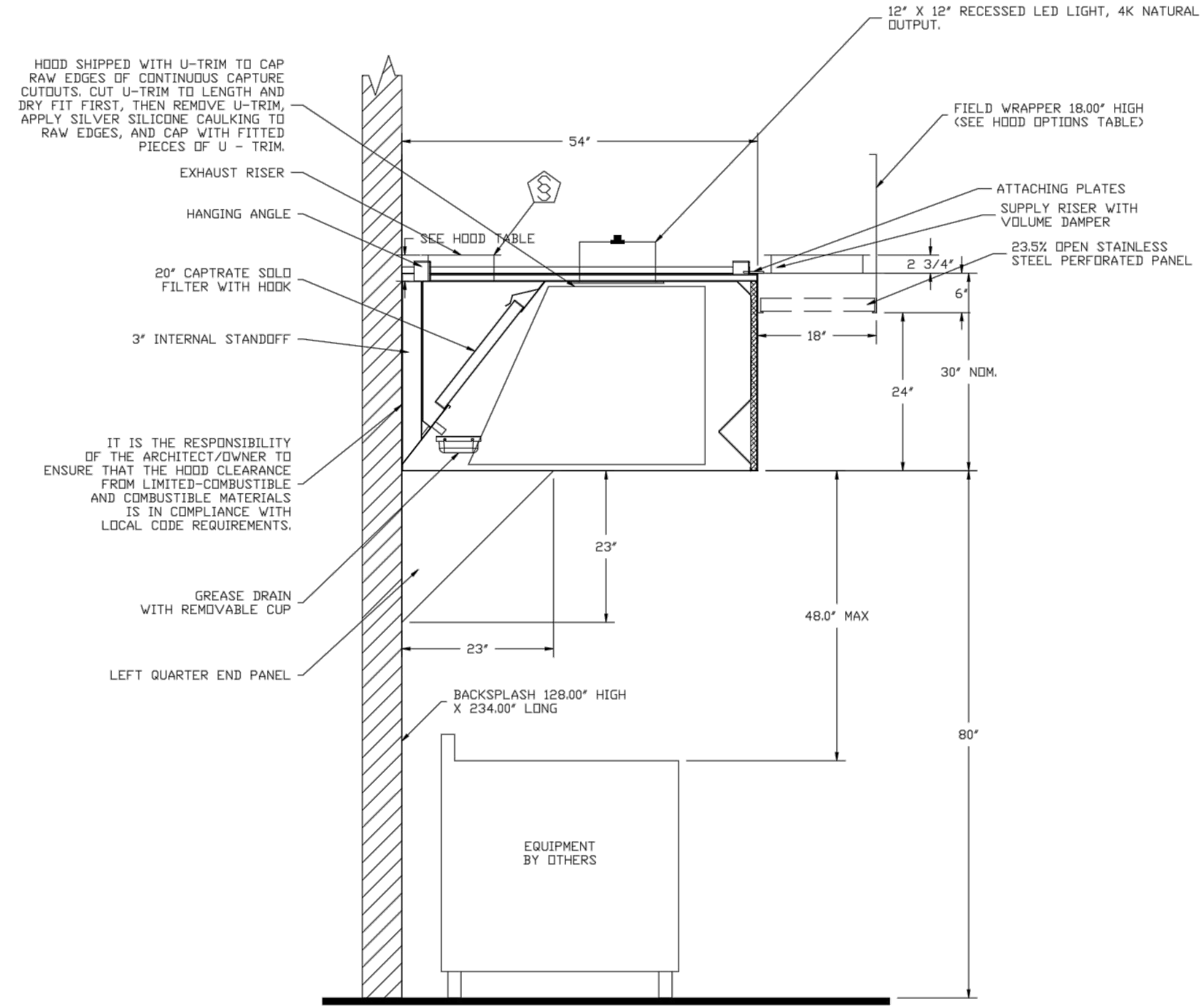
Continuous Capture	
Hood No.	Location
3	Right
4	Left



HANGING ANGLE MUST BE SUPPORTED WITH 1/2" - 13 TPI GRADE 5 (MINIMUM) ALL-THREAD, SANDWICH HANGING ANGLES AND CEILING ANCHOR POINTS WITH 1/2" GRADE 5 (MINIMUM) STEEL FLAT WASHERS AND 1/2" - 13 TPI GRADE 5 (MINIMUM) HEX NUTS AS SHOWN. MUST USE DOUBLED HEX NUT CONFIGURATION ABOVE CEILING ANCHORS. SINGLE HEX NUT BENEATH HANGING ANGLE IS ACCEPTABLE FOR PSP HANGING ANGLES. MAINTAIN 1/4" OF EXPOSED THREADS BENEATH BOTTOM HEX NUT. TORQUE ALL HEX NUTS TO 57 FT-LBS.



HANGING ANGLE MUST BE SUPPORTED WITH 1/2" - 13 TPI GRADE 5 (MINIMUM) ALL-THREAD, SANDWICH HANGING ANGLES AND CEILING ANCHOR POINTS WITH 1/2" GRADE 5 (MINIMUM) STEEL FLAT WASHERS AND 1/2" - 13 TPI GRADE 5 (MINIMUM) HEX NUTS AS SHOWN. MUST USE DOUBLED HEX NUT CONFIGURATION BENEATH HOOD HANGING ANGLES AND ABOVE CEILING ANCHORS. MAINTAIN 1/4" OF EXPOSED THREADS BENEATH BOTTOM HEX NUT. TORQUE ALL HEX NUTS TO 57 FT-LBS.



IT IS THE RESPONSIBILITY OF THE ARCHITECT/OWNER TO ENSURE THAT THE HOOD CLEARANCE FROM LIMITED-COMBUSTIBLE AND COMBUSTIBLE MATERIALS IS IN COMPLIANCE WITH LOCAL CODE REQUIREMENTS.


REVISIONS	
DESCRIPTION	DATE

**CAPTIVE**

Tahlequah Casino - Grab-N-Go Dining Kitchen Hood  
 TAHLEQUAH, OK, 74464

DATE: 3/27/2018  
 DWG.#: 3353243  
 DRAWN BY: RJH-80  
 SCALE: 3/4" = 1'-0"  
 MASTER DRAWING

SHEET NO.  
 2



James R. Childers  
 Architect, Inc.  
 45 South 4th Street  
 Fort Smith, AR 72901  
 478-783-2480  
 www.jrchildersarchitect.com

PROFESSIONAL SEAL

CONSULTANT LOGO:  
**HESMAN Group, LLC**  
 7646 E. 63RD STREET  
 SUITE 201  
 TULSA, OKLAHOMA 74133

CLIENT:  
**CHEROKEE NATION Entertainment**  
**Cherokee CASINO**

CHEROKEE NATION ENTERTAINMENT  
 TAHLEQUAH CASINO  
 TAHLEQUAH, OKLAHOMA

PROJECT PHASE  
 BID PACKAGE 5

#	DATE	REVISIONS DESCRIPTION

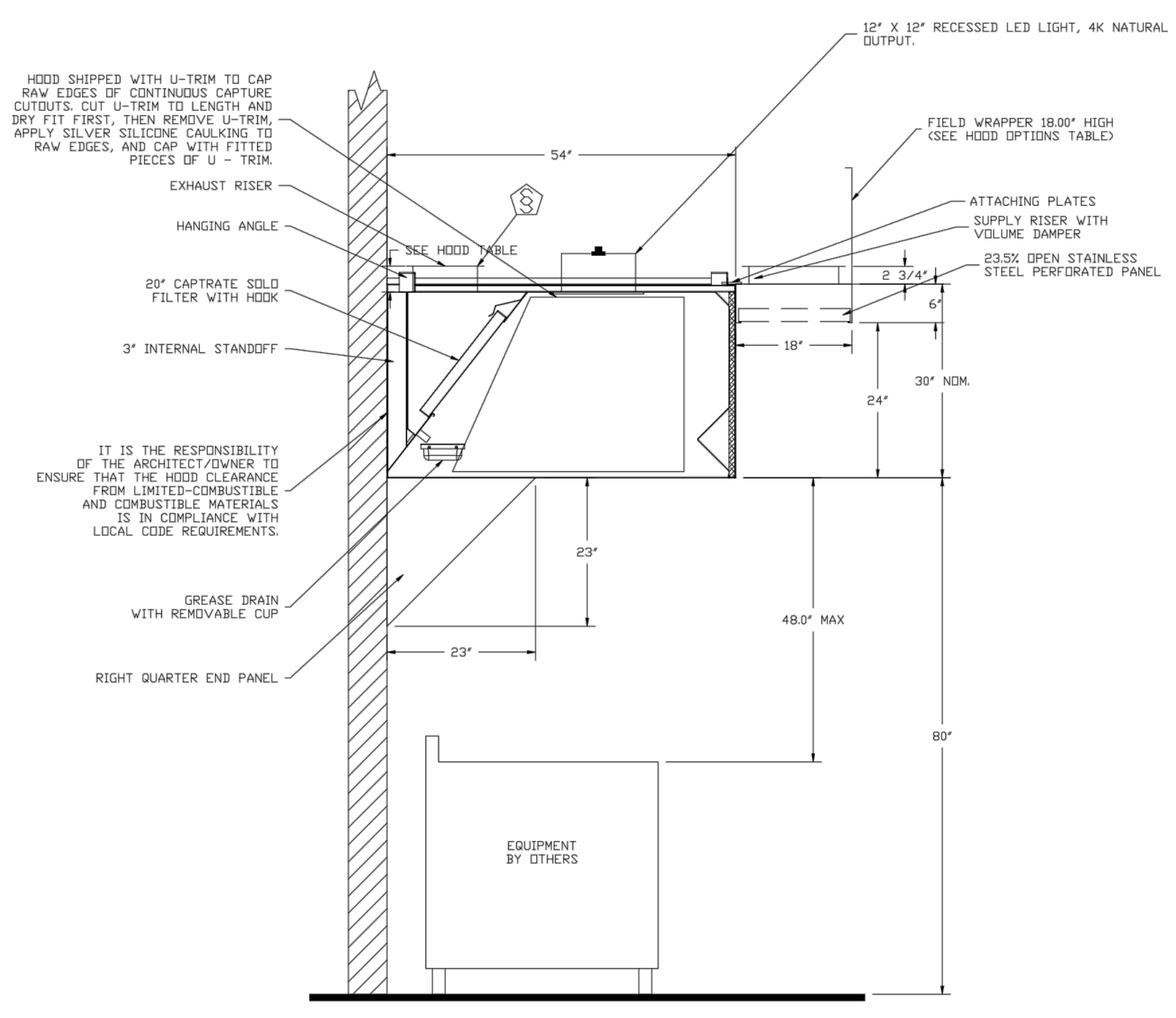
DATE: 05/03/18  
 JOB NUMBER: 17-06

SHEET NUMBER:  
 FS128  
 FOODSERVICE EQUIPMENT VENTILATION CONNECTION PLAN

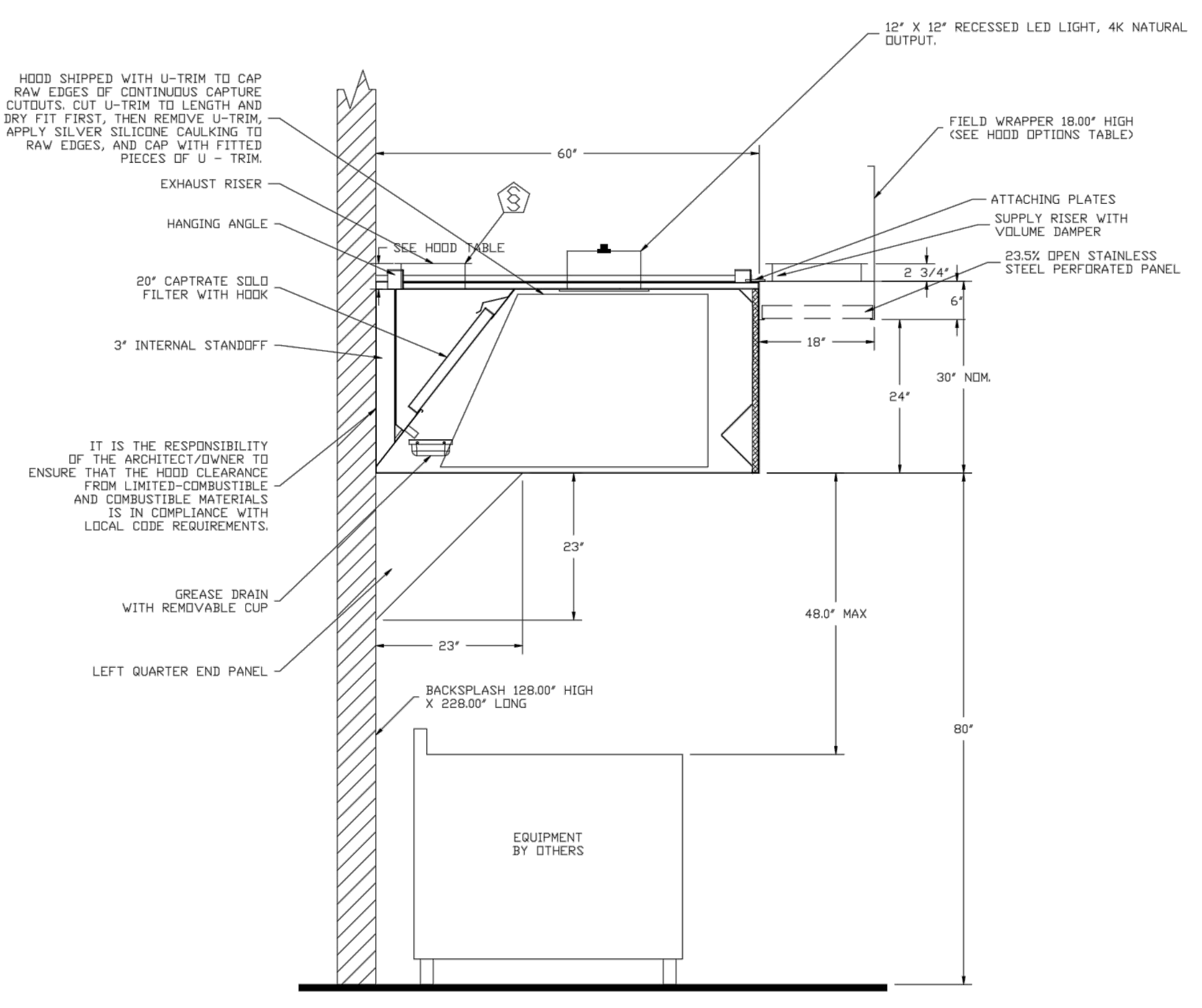
Tulsa Office  
 12101 East 5th Street, Suite 101A, Tulsa, OK, 74146 PHONE: (918) 258-0291 FAX: (918) 227-5947 EMAIL: reg@captivair.com



PROJECT NO. 0148  
 1/8" = 1'-0"  
 1/4" = 1'-0"  
 3/8" = 1'-0"  
 1/2" = 1'-0"  
 3/4" = 1'-0"  
 1" = 1'-0"  
 1 1/2" = 1'-0"  
 2" = 1'-0"  
 3" = 1'-0"  
 4" = 1'-0"  
 6" = 1'-0"  
 12" = 1'-0"  
 24" = 1'-0"  
 36" = 1'-0"  
 48" = 1'-0"  
 60" = 1'-0"  
 72" = 1'-0"  
 84" = 1'-0"  
 96" = 1'-0"  
 108" = 1'-0"



SECTION VIEW - MODEL 5430ND-2-PSP-F  
 HOOD - #2



SECTION VIEW - MODEL 6030ND-2-PSP-F  
 HOOD - #3


REVISIONS	
#	DESCRIPTION

**CAPTIVE**  
 www.captiveaire.com  
 Tulsa Office  
 12101 East 51st Street, Suite 101A, Tulsa, OK 74146 PHONE: (918) 255-0291 FAX: (918) 227-6947 EMAIL: reg80@captiveaire.com

Tahlequah Casino - Grab-N-Go Dining Kitchen Hood  
 TAHLEQUAH, OK, 74464

DATE: 3/27/2018  
 DWG.#: 3353243  
 DRAWN BY: RJH-80  
 SCALE: 3/4" = 1'-0"  
 MASTER DRAWING

**SHEET NO.**  
 3



**James R. Childers  
 Architect, Inc.**  
 45 South 4th Street  
 Fort Smith, AR 72901  
 478-783-2480  
 www.jrchildersarchitect.com

PROFESSIONAL SEAL:

CONSULTANT LOGO:  
**HESMAN Group, LLC**  
 7646 E. 63RD STREET  
 SUITE 201  
 TULSA, OKLAHOMA 74133

CLIENT:  
**CHEROKEE NATION  
 Entertainment**  
**Cherokee  
 CASINO**

**CHEROKEE NATION ENTERTAINMENT  
 TAHLEQUAH CASINO**  
 TAHLEQUAH, OKLAHOMA

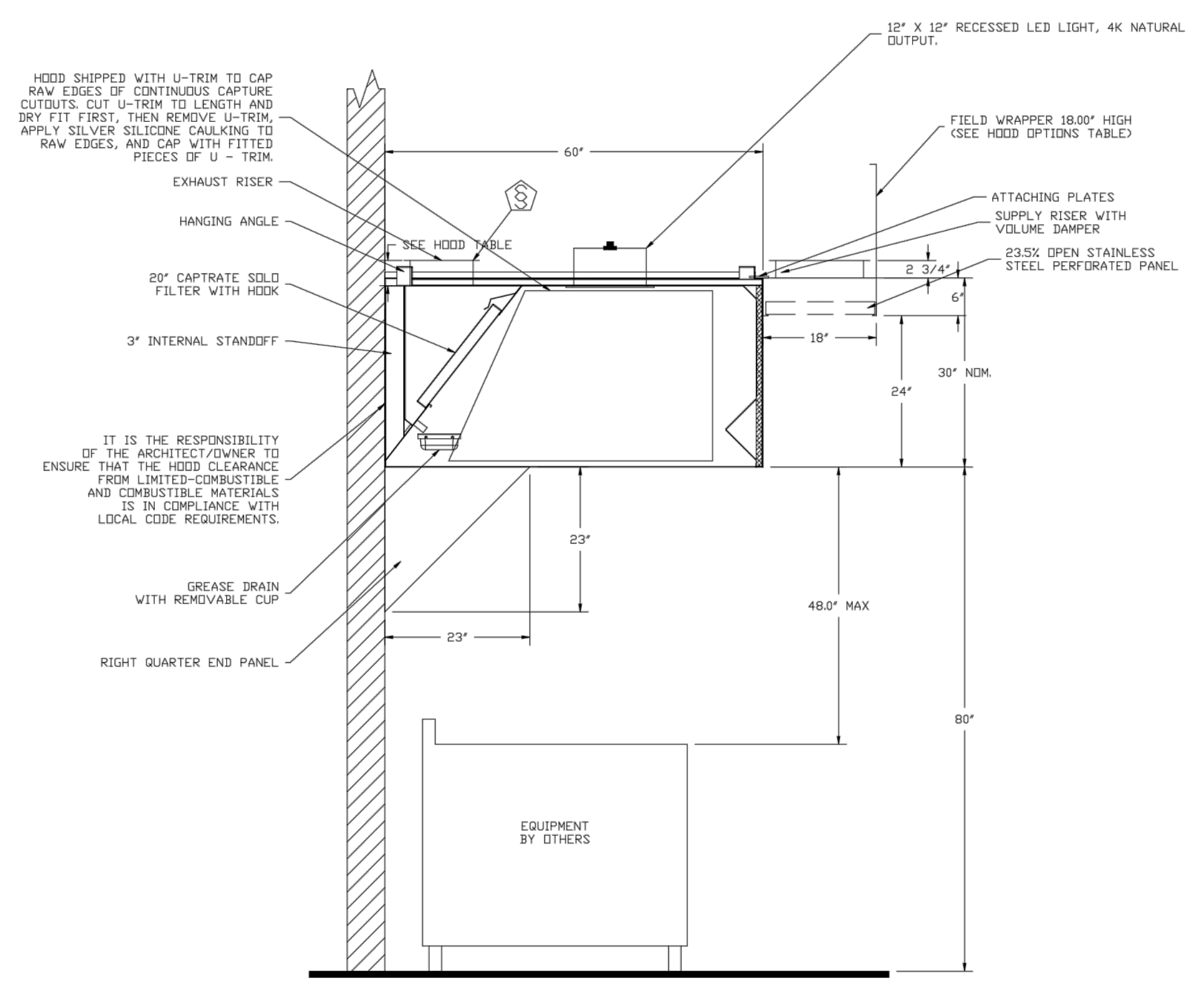
PROJECT PHASE:  
 BID PACKAGE 5

#	DATE	REVISIONS DESCRIPTION

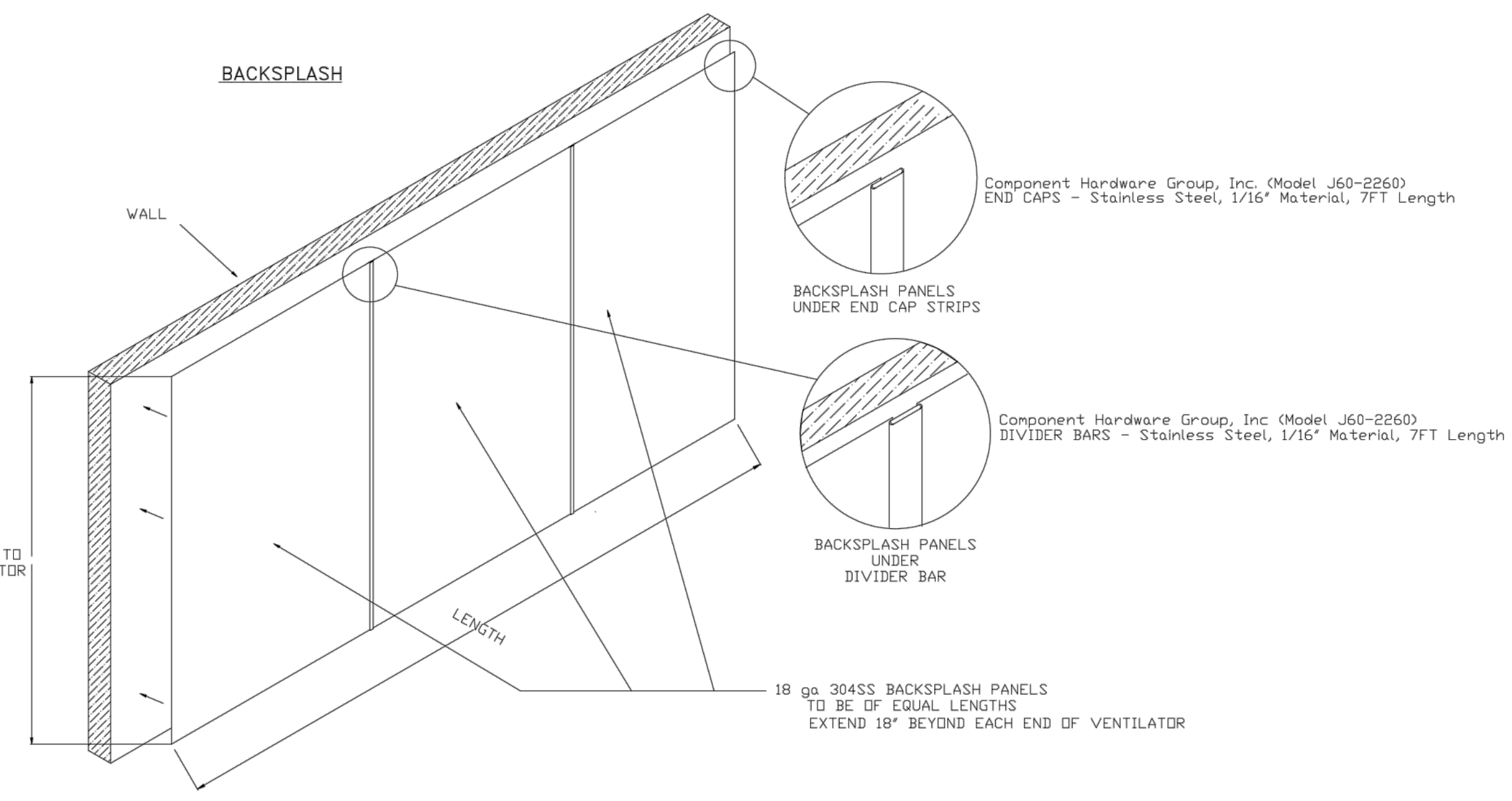
DATE: 05/03/18 JOB NUMBER: 17-06  
 SHEET NUMBER:  
**FS129**  
 FOODSERVICE  
 EQUIPMENT  
 VENTILATION  
 CONNECTION PLAN



PROJECT NO. 0148  
 1/8" = 1'-0"  
 0 1/16" = 1'-0"  
 0 1/8" = 1'-0"  
 0 1/4" = 1'-0"  
 0 3/8" = 1'-0"  
 0 1/2" = 1'-0"  
 0 3/4" = 1'-0"  
 0 1" = 1'-0"  
 0 1 1/4" = 1'-0"  
 0 1 1/2" = 1'-0"  
 0 1 3/4" = 1'-0"  
 0 2" = 1'-0"  
 0 2 1/4" = 1'-0"  
 0 2 1/2" = 1'-0"  
 0 2 3/4" = 1'-0"  
 0 3" = 1'-0"  
 0 3 1/4" = 1'-0"  
 0 3 1/2" = 1'-0"  
 0 3 3/4" = 1'-0"  
 0 4" = 1'-0"  
 0 4 1/4" = 1'-0"  
 0 4 1/2" = 1'-0"  
 0 4 3/4" = 1'-0"  
 0 5" = 1'-0"  
 0 5 1/4" = 1'-0"  
 0 5 1/2" = 1'-0"  
 0 5 3/4" = 1'-0"  
 0 6" = 1'-0"  
 0 6 1/4" = 1'-0"  
 0 6 1/2" = 1'-0"  
 0 6 3/4" = 1'-0"  
 0 7" = 1'-0"  
 0 7 1/4" = 1'-0"  
 0 7 1/2" = 1'-0"  
 0 7 3/4" = 1'-0"  
 0 8" = 1'-0"  
 0 8 1/4" = 1'-0"  
 0 8 1/2" = 1'-0"  
 0 8 3/4" = 1'-0"  
 0 9" = 1'-0"  
 0 9 1/4" = 1'-0"  
 0 9 1/2" = 1'-0"  
 0 9 3/4" = 1'-0"  
 0 10" = 1'-0"  
 0 10 1/4" = 1'-0"  
 0 10 1/2" = 1'-0"  
 0 10 3/4" = 1'-0"  
 0 11" = 1'-0"  
 0 11 1/4" = 1'-0"  
 0 11 1/2" = 1'-0"  
 0 11 3/4" = 1'-0"  
 0 12" = 1'-0"  
 0 12 1/4" = 1'-0"  
 0 12 1/2" = 1'-0"  
 0 12 3/4" = 1'-0"  
 0 13" = 1'-0"  
 0 13 1/4" = 1'-0"  
 0 13 1/2" = 1'-0"  
 0 13 3/4" = 1'-0"  
 0 14" = 1'-0"  
 0 14 1/4" = 1'-0"  
 0 14 1/2" = 1'-0"  
 0 14 3/4" = 1'-0"  
 0 15" = 1'-0"  
 0 15 1/4" = 1'-0"  
 0 15 1/2" = 1'-0"  
 0 15 3/4" = 1'-0"  
 0 16" = 1'-0"



SECTION VIEW - MODEL 6030ND-2-PSP-F  
 HOOD - #4




FROM TOP OF BASE TO  
 BOTTOM OF VENTILATOR

REVISIONS	
DESCRIPTION	DATE

**CAPTIVE**  
 Tulsa Office  
 www.captiveaire.com  
 12101 East 51st Street, Suite 101A, Tulsa, OK 74146 PHONE: (918) 255-0291 FAX: (918) 227-9547 EMAIL: reg@captivate.com

Tahlequah Casino - Grab-N-Go Dining Kitchen Hood  
 TAHLEQUAH, OK, 74464

DATE: 3/27/2018  
 DWG.#: 3353243  
 DRAWN BY: RJH-80  
 SCALE: 3/4" = 1'-0"  
 MASTER DRAWING  
 SHEET NO. 4



James R. Childers  
 Architect, Inc.  
 45 South 4th Street  
 Fort Smith, AR 72901  
 478-783-2480  
 www.childersarchitect.com

PROFESSIONAL SEAL:

CONSULTANT LOGO:  
**HESMAN Group, LLC**  
 7645 E. 63RD STREET  
 SUITE 201  
 TULSA, OKLAHOMA 74133

CLIENT:  
**CHEROKEE NATION**  
 Entertainment  
**Cherokee**  
 CASINO

CHEROKEE NATION ENTERTAINMENT  
 TAHLEQUAH CASINO  
 TAHLEQUAH, OKLAHOMA

PROJECT PHASE  
 BID PACKAGE 5

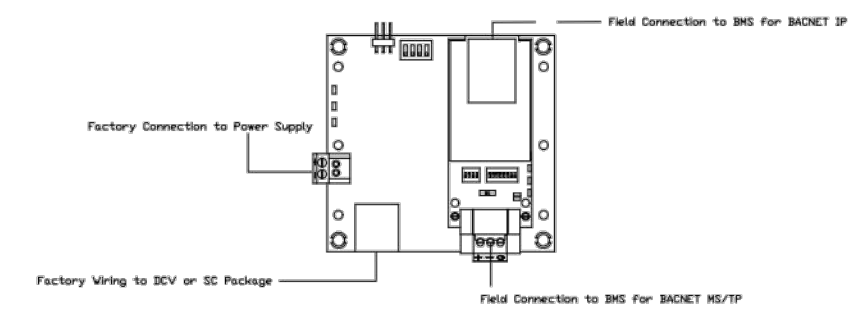
#	DATE	REVISIONS DESCRIPTION

DATE: 05/03/18 JOB NUMBER: 17-06  
 SHEET NUMBER:  
**FS130**  
 FOODSERVICE  
 EQUIPMENT  
 VENTILATION  
 CONNECTION PLAN



**ELECTRICAL PACKAGES - Job#3353243**

NO.	TAG	PACKAGE #	LOCATION	SWITCHES		OPTION	FANS CONTROLLED	
				LOCATION	QUANTITY		TYPE	HP, VOLTS, FLA
1		DCV-001	Wall Mount In SS Box	0B - Ship Loose w/ Prewire	1 Light 1 Fan	Smart Controls DCV		

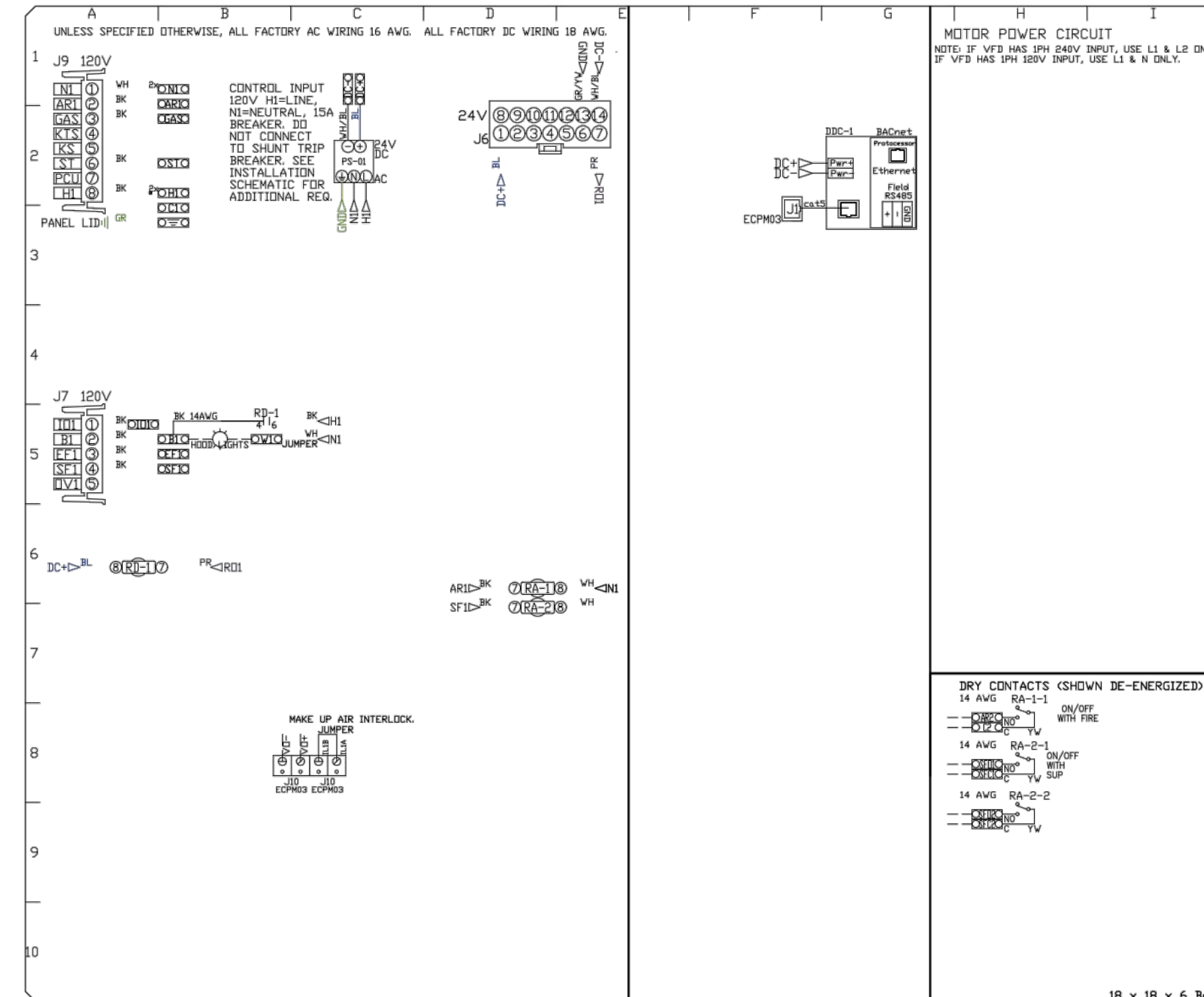
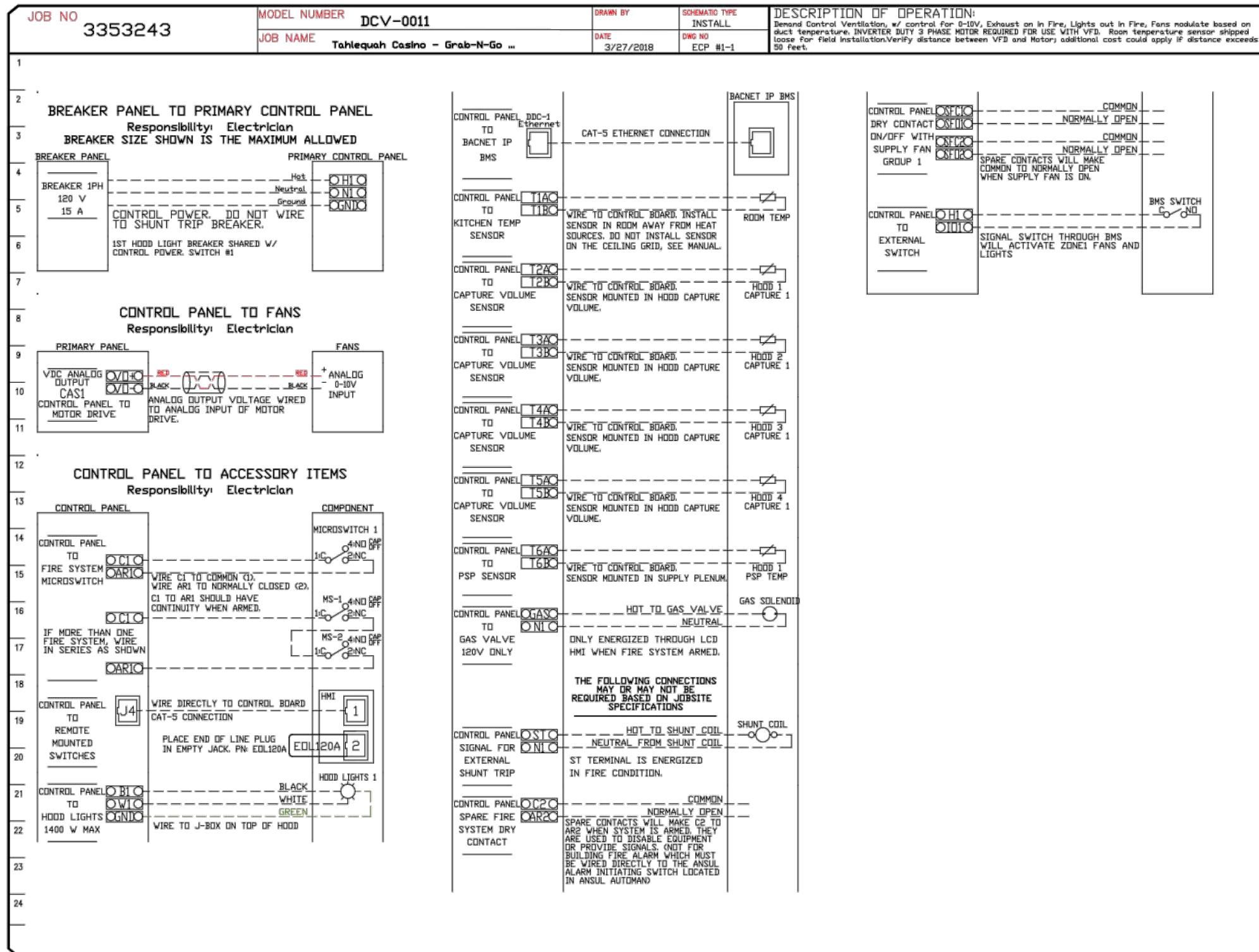


**BACNET Interface for DCV and SC Packages**

**BACNET Interface for Hood Control Panel Specifications**  
 Captive-Air's microprocessor-based Hood Controls support communications to an external Building Management System through a BTL listed gateway (BACNET IP and MS/TP).  
 - The Hood Control Panel communicates real time data from sensors and equipment status to the Building Management System. The Hood Control Panel also allows the Building Management System to control Fans, lights and wash cycles.  
 - The monitoring and controlling points for Hood Smart Controls and Demand Control Ventilation Systems are listed below.

**MONITORING AND CONTROL POINTS LIST**

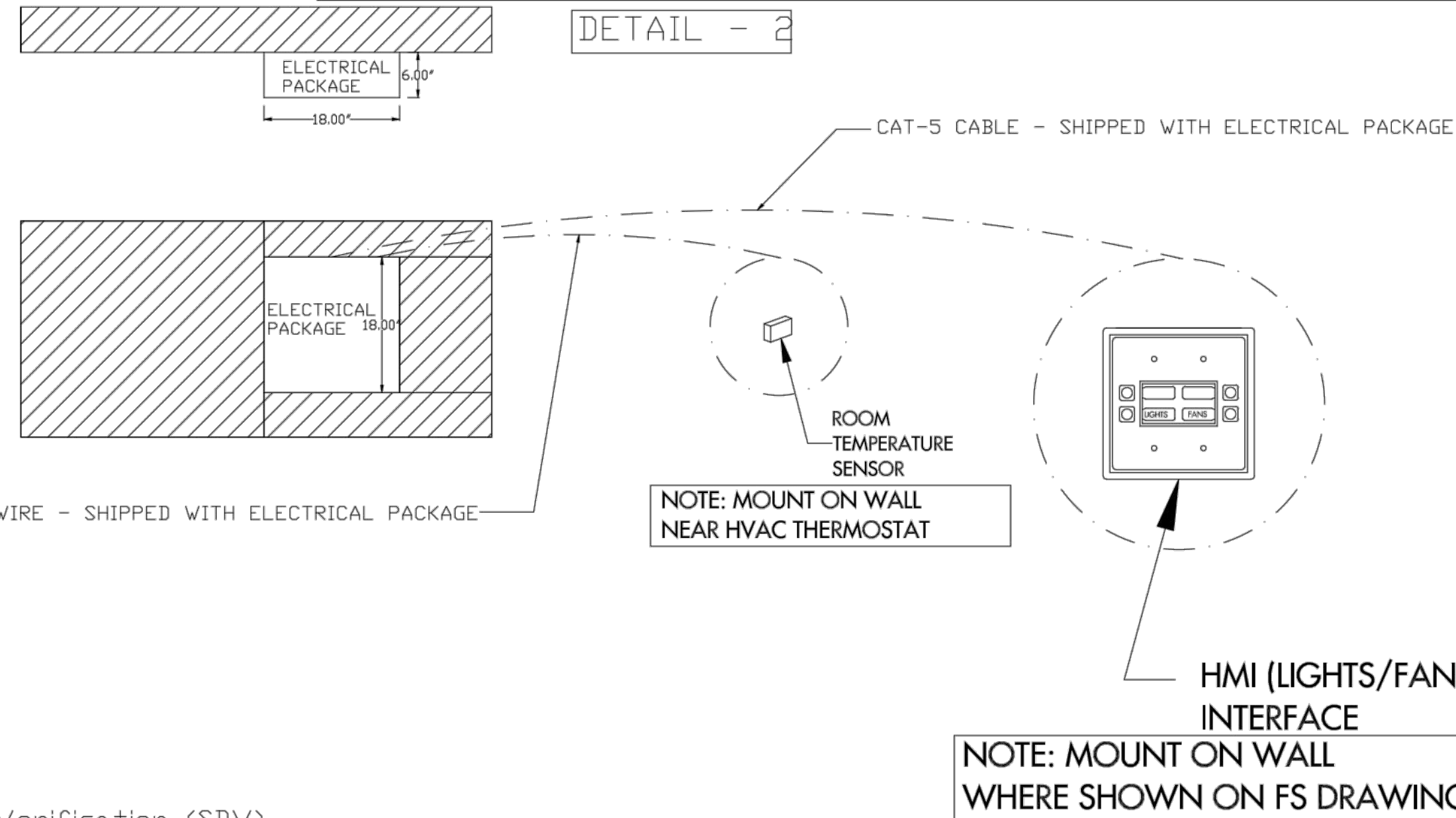
DCV Packages	Function	SC Packages	Function
Room Temperature	MONITOR	Room Temperature(s)	MONITOR
Duct Temperature(s)	MONITOR	Duct Temperature(s)	MONITOR
MHA Discharge Temperature	MONITOR	MHA Discharge Temperature	MONITOR
Kitchen RTU Discharge Temperature	MONITOR	Kitchen RTU Discharge Temperature	MONITOR
Fan Speed	MONITOR	Fan Status	MONITOR
Fan Amperage	MONITOR	Controller Faults	MONITOR
Fan Power	MONITOR	Fan Status	MONITOR
UPS Faults	MONITOR	PCU Faults	MONITOR
Controller Faults	MONITOR	PCU Filter Clap Percentages	MONITOR
Fan Faults	MONITOR	Fire Condition	MONITOR
Fan Status	MONITOR	CORE Fire System	MONITOR
PCU Faults	MONITOR	Building Pressure	MONITOR
PCU Filter Clap Percentages	MONITOR	Fans Status(s)	MONITOR & CONTROL
Fire Condition	MONITOR	Light(s) Button(s)	MONITOR & CONTROL
CORE Fire System	MONITOR	Flash Button	MONITOR & CONTROL
Building Pressure	MONITOR		
Prep Time Button	MONITOR & CONTROL		
Fans Button	MONITOR & CONTROL		
Light(s) Button	MONITOR & CONTROL		
Flash Button	MONITOR & CONTROL		



**FACTORY WIRING SCHEMATIC**  
 CIRCUIT BREAKERS  
 ECPW03  
 Rev. 2/08/04  
 Rev. 2/08/04

**LEGEND**  
 - 14 AWG RA-1 ON/OFF WITH FIRE  
 - 14 AWG RA-2-1 ON/OFF SUP  
 - 14 AWG RA-2-2

**DRY CONTACTS (SHOWN DE-ENERGIZED)**



**System Design Verification (SDV)**

If ordered, CAS Service will perform a System Design Verification (SDV) once all equipment has had a complete start up per the Operation and Installation Manual. Typically, the SDV will be performed after all inspections are complete.

Any field related discrepancies that are discovered during the SDV will be brought to the attention of the general contractor and corresponding trades on site. These issues will be documented and forwarded to the appropriate sales office. If CAS Service has to resolve a discrepancy that is a field issue, the general contractor will be notified and billed for the work. Should a return trip be required due to any field related discrepancy that cannot be resolved during the SDV, there will be additional trip charges.

During the SDV, CAS Service will address any discrepancy that is the fault of the manufacturer. Should a return trip be required, the general contractor and appropriate sales office will be notified. There will be no additional charges for manufacturer discrepancies.

**REVISIONS**

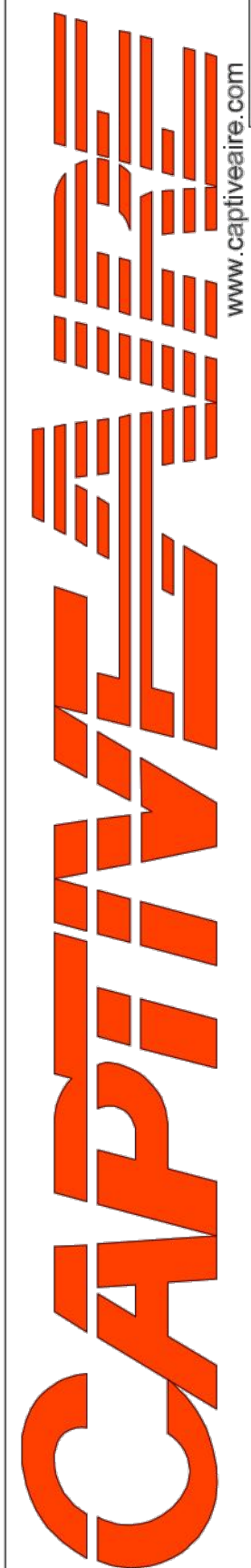
NO.	DATE	DESCRIPTION

**REVISIONS**

#	DATE	DESCRIPTION


**DATE:** 3/27/2018  
**DWG.#:** 3353243  
**DRAWN BY:** RJH-80  
**SCALE:** 3/4" = 1'-0"  
**MASTER DRAWING**

**SHEET NO.**  
 5



Tulsa Office

12101 East 5th Street, Suite 101A, Tulsa, OK 74146 PHONE: (918) 255-0291 FAX: (918) 227-5947 EMAIL: reg@captivewire.com



**James R. Childers Architect, Inc.**  
 45 South 4th Street  
 Fort Smith, AR 72901  
 478-783-2480  
 www.jrchildersarchitect.com

PROFESSIONAL SEAL:

CONSULTANT LOGO:  
**HESMAN Group, LLC**  
 7646 E. 63RD STREET SUITE 501  
 TULSA, OKLAHOMA 74133

CLIENT:  
**CHEROKEE NATION Entertainment**  
**Cherokee CASINO**

**CHEROKEE NATION ENTERTAINMENT  
 TAHLEQUAH CASINO**  
 TAHLEQUAH, OKLAHOMA

PROJECT PHASE:  
**BID PACKAGE 5**

#	DATE	DESCRIPTION

DATE: 05/03/18 JOB NUMBER: 17-06

SHEET NUMBER:  
**FS131**


**FOODSERVICE EQUIPMENT VENTILATION CONNECTION PLAN**

PROJECT NO. 0148  
 0 1/8" = 1'-0"  
 0 1/4" = 1'-0"  
 0 3/8" = 1'-0"  
 0 1/2" = 1'-0"  
 0 5/8" = 1'-0"  
 0 3/4" = 1'-0"  
 0 7/8" = 1'-0"  
 1" = 1'-0"  
 1 1/8" = 1'-0"  
 1 1/4" = 1'-0"  
 1 3/8" = 1'-0"  
 1 1/2" = 1'-0"  
 1 5/8" = 1'-0"  
 1 3/4" = 1'-0"  
 1 7/8" = 1'-0"  
 2" = 1'-0"  
 2 1/8" = 1'-0"  
 2 1/4" = 1'-0"  
 2 3/8" = 1'-0"  
 2 1/2" = 1'-0"  
 2 5/8" = 1'-0"  
 2 3/4" = 1'-0"  
 2 7/8" = 1'-0"  
 3" = 1'-0"  
 3 1/8" = 1'-0"  
 3 1/4" = 1'-0"  
 3 3/8" = 1'-0"  
 3 1/2" = 1'-0"  
 3 5/8" = 1'-0"  
 3 3/4" = 1'-0"  
 3 7/8" = 1'-0"  
 4" = 1'-0"  
 4 1/8" = 1'-0"  
 4 1/4" = 1'-0"  
 4 3/8" = 1'-0"  
 4 1/2" = 1'-0"  
 4 5/8" = 1'-0"  
 4 3/4" = 1'-0"  
 4 7/8" = 1'-0"  
 5" = 1'-0"  
 5 1/8" = 1'-0"  
 5 1/4" = 1'-0"  
 5 3/8" = 1'-0"  
 5 1/2" = 1'-0"  
 5 5/8" = 1'-0"  
 5 3/4" = 1'-0"  
 5 7/8" = 1'-0"  
 6" = 1'-0"  
 6 1/8" = 1'-0"  
 6 1/4" = 1'-0"  
 6 3/8" = 1'-0"  
 6 1/2" = 1'-0"  
 6 5/8" = 1'-0"  
 6 3/4" = 1'-0"  
 6 7/8" = 1'-0"  
 7" = 1'-0"  
 7 1/8" = 1'-0"  
 7 1/4" = 1'-0"  
 7 3/8" = 1'-0"  
 7 1/2" = 1'-0"  
 7 5/8" = 1'-0"  
 7 3/4" = 1'-0"  
 7 7/8" = 1'-0"  
 8" = 1'-0"  
 8 1/8" = 1'-0"  
 8 1/4" = 1'-0"  
 8 3/8" = 1'-0"  
 8 1/2" = 1'-0"  
 8 5/8" = 1'-0"  
 8 3/4" = 1'-0"  
 8 7/8" = 1'-0"  
 9" = 1'-0"  
 9 1/8" = 1'-0"  
 9 1/4" = 1'-0"  
 9 3/8" = 1'-0"  
 9 1/2" = 1'-0"  
 9 5/8" = 1'-0"  
 9 3/4" = 1'-0"  
 9 7/8" = 1'-0"  
 10" = 1'-0"  
 10 1/8" = 1'-0"  
 10 1/4" = 1'-0"  
 10 3/8" = 1'-0"  
 10 1/2" = 1'-0"  
 10 5/8" = 1'-0"  
 10 3/4" = 1'-0"  
 10 7/8" = 1'-0"  
 11" = 1'-0"  
 11 1/8" = 1'-0"  
 11 1/4" = 1'-0"  
 11 3/8" = 1'-0"  
 11 1/2" = 1'-0"  
 11 5/8" = 1'-0"  
 11 3/4" = 1'-0"  
 11 7/8" = 1'-0"  
 12" = 1'-0"  
 12 1/8" = 1'-0"  
 12 1/4" = 1'-0"  
 12 3/8" = 1'-0"  
 12 1/2" = 1'-0"  
 12 5/8" = 1'-0"  
 12 3/4" = 1'-0"  
 12 7/8" = 1'-0"  
 13" = 1'-0"  
 13 1/8" = 1'-0"  
 13 1/4" = 1'-0"  
 13 3/8" = 1'-0"  
 13 1/2" = 1'-0"  
 13 5/8" = 1'-0"  
 13 3/4" = 1'-0"  
 13 7/8" = 1'-0"  
 14" = 1'-0"  
 14 1/8" = 1'-0"  
 14 1/4" = 1'-0"  
 14 3/8" = 1'-0"  
 14 1/2" = 1'-0"  
 14 5/8" = 1'-0"  
 14 3/4" = 1'-0"  
 14 7/8" = 1'-0"  
 15" = 1'-0"  
 15 1/8" = 1'-0"  
 15 1/4" = 1'-0"  
 15 3/8" = 1'-0"  
 15 1/2" = 1'-0"  
 15 5/8" = 1'-0"  
 15 3/4" = 1'-0"  
 15 7/8" = 1'-0"  
 16" = 1'-0"  
 16 1/8" = 1'-0"  
 16 1/4" = 1'-0"  
 16 3/8" = 1'-0"  
 16 1/2" = 1'-0"  
 16 5/8" = 1'-0"  
 16 3/4" = 1'-0"  
 16 7/8" = 1'-0"  
 17" = 1'-0"  
 17 1/8" = 1'-0"  
 17 1/4" = 1'-0"  
 17 3/8" = 1'-0"  
 17 1/2" = 1'-0"  
 17 5/8" = 1'-0"  
 17 3/4" = 1'-0"  
 17 7/8" = 1'-0"  
 18" = 1'-0"  
 18 1/8" = 1'-0"  
 18 1/4" = 1'-0"  
 18 3/8" = 1'-0"  
 18 1/2" = 1'-0"  
 18 5/8" = 1'-0"  
 18 3/4" = 1'-0"  
 18 7/8" = 1'-0"  
 19" = 1'-0"  
 19 1/8" = 1'-0"  
 19 1/4" = 1'-0"  
 19 3/8" = 1'-0"  
 19 1/2" = 1'-0"  
 19 5/8" = 1'-0"  
 19 3/4" = 1'-0"  
 19 7/8" = 1'-0"  
 20" = 1'-0"  
 20 1/8" = 1'-0"  
 20 1/4" = 1'-0"  
 20 3/8" = 1'-0"  
 20 1/2" = 1'-0"  
 20 5/8" = 1'-0"  
 20 3/4" = 1'-0"  
 20 7/8" = 1'-0"  
 21" = 1'-0"  
 21 1/8" = 1'-0"  
 21 1/4" = 1'-0"  
 21 3/8" = 1'-0"  
 21 1/2" = 1'-0"  
 21 5/8" = 1'-0"  
 21 3/4" = 1'-0"  
 21 7/8" = 1'-0"  
 22" = 1'-0"  
 22 1/8" = 1'-0"  
 22 1/4" = 1'-0"  
 22 3/8" = 1'-0"  
 22 1/2" = 1'-0"  
 22 5/8" = 1'-0"  
 22 3/4" = 1'-0"  
 22 7/8" = 1'-0"  
 23" = 1'-0"  
 23 1/8" = 1'-0"  
 23 1/4" = 1'-0"  
 23 3/8" = 1'-0"  
 23 1/2" = 1'-0"  
 23 5/8" = 1'-0"  
 23 3/4" = 1'-0"  
 23 7/8" = 1'-0"  
 24" = 1'-0"  
 24 1/8" = 1'-0"  
 24 1/4" = 1'-0"  
 24 3/8" = 1'-0"  
 24 1/2" = 1'-0"  
 24 5/8" = 1'-0"  
 24 3/4" = 1'-0"  
 24 7/8" = 1'-0"  
 25" = 1'-0"  
 25 1/8" = 1'-0"  
 25 1/4" = 1'-0"  
 25 3/8" = 1'-0"  
 25 1/2" = 1'-0"  
 25 5/8" = 1'-0"  
 25 3/4" = 1'-0"  
 25 7/8" = 1'-0"  
 26" = 1'-0"  
 26 1/8" = 1'-0"  
 26 1/4" = 1'-0"  
 26 3/8" = 1'-0"  
 26 1/2" = 1'-0"  
 26 5/8" = 1'-0"  
 26 3/4" = 1'-0"  
 26 7/8" = 1'-0"  
 27" = 1'-0"  
 27 1/8" = 1'-0"  
 27 1/4" = 1'-0"  
 27 3/8" = 1'-0"  
 27 1/2" = 1'-0"  
 27 5/8" = 1'-0"  
 27 3/4" = 1'-0"  
 27 7/8" = 1'-0"  
 28" = 1'-0"  
 28 1/8" = 1'-0"  
 28 1/4" = 1'-0"  
 28 3/8" = 1'-0"  
 28 1/2" = 1'-0"  
 28 5/8" = 1'-0"  
 28 3/4" = 1'-0"  
 28 7/8" = 1'-0"  
 29" = 1'-0"  
 29 1/8" = 1'-0"  
 29 1/4" = 1'-0"  
 29 3/8" = 1'-0"  
 29 1/2" = 1'-0"  
 29 5/8" = 1'-0"  
 29 3/4" = 1'-0"  
 29 7/8" = 1'-0"  
 30" = 1'-0"  
 30 1/8" = 1'-0"  
 30 1/4" = 1'-0"  
 30 3/8" = 1'-0"  
 30 1/2" = 1'-0"  
 30 5/8" = 1'-0"  
 30 3/4" = 1'-0"  
 30 7/8" = 1'-0"  
 31" = 1'-0"  
 31 1/8" = 1'-0"  
 31 1/4" = 1'-0"  
 31 3/8" = 1'-0"  
 31 1/2" = 1'-0"  
 31 5/8" = 1'-0"  
 31 3/4" = 1'-0"  
 31 7/8" = 1'-0"  
 32" = 1'-0"  
 32 1/8" = 1'-0"  
 32 1/4" = 1'-0"  
 32 3/8" = 1'-0"  
 32 1/2" = 1'-0"  
 32 5/8" = 1'-0"  
 32 3/4" = 1'-0"  
 32 7/8" = 1'-0"  
 33" = 1'-0"  
 33 1/8" = 1'-0"  
 33 1/4" = 1'-0"  
 33 3/8" = 1'-0"  
 33 1/2" = 1'-0"  
 33 5/8" = 1'-0"  
 33 3/4" = 1'-0"  
 33 7/8" = 1'-0"  
 34" = 1'-0"  
 34 1/8" = 1'-0"  
 34 1/4" = 1'-0"  
 34 3/8" = 1'-0"  
 34 1/2" = 1'-0"  
 34 5/8" = 1'-0"  
 34 3/4" = 1'-0"  
 34 7/8" = 1'-0"  
 35" = 1'-0"  
 35 1/8" = 1'-0"  
 35 1/4" = 1'-0"  
 35 3/8" = 1'-0"  
 35 1/2" = 1'-0"  
 35 5/8" = 1'-0"  
 35 3/4" = 1'-0"  
 35 7/8" = 1'-0"  
 36" = 1'-0"  
 36 1/8" = 1'-0"  
 36 1/4" = 1'-0"  
 36 3/8" = 1'-0"  
 36 1/2" = 1'-0"  
 36 5/8" = 1'-0"  
 36 3/4" = 1'-0"  
 36 7/8" = 1'-0"  
 37" = 1'-0"  
 37 1/8" = 1'-0"  
 37 1/4" = 1'-0"  
 37 3/8" = 1'-0"  
 37 1/2" = 1'-0"  
 37 5/8" = 1'-0"  
 37 3/4" = 1'-0"  
 37 7/8" = 1'-0"  
 38" = 1'-0"  
 38 1/8" = 1'-0"  
 38 1/4" = 1'-0"  
 38 3/8" = 1'-0"  
 38 1/2" = 1'-0"  
 38 5/8" = 1'-0"  
 38 3/4" = 1'-0"  
 38 7/8" = 1'-0"  
 39" = 1'-0"  
 39 1/8" = 1'-0"  
 39 1/4" = 1'-0"  
 39 3/8" = 1'-0"  
 39 1/2" = 1'-0"  
 39 5/8" = 1'-0"  
 39 3/4" = 1'-0"  
 39 7/8" = 1'-0"  
 40" = 1'-0"  
 40 1/8" = 1'-0"  
 40 1/4" = 1'-0"  
 40 3/8" = 1'-0"  
 40 1/2" = 1'-0"  
 40 5/8" = 1'-0"  
 40 3/4" = 1'-0"  
 40 7/8" = 1'-0"  
 41" = 1'-0"  
 41 1/8" = 1'-0"  
 41 1/4" = 1'-0"  
 41 3/8" = 1'-0"  
 41 1/2" = 1'-0"  
 41 5/8" = 1'-0"  
 41 3/4" = 1'-0"  
 41 7/8" = 1'-0"  
 42" = 1'-0"  
 42 1/8" = 1'-0"  
 42 1/4" = 1'-0"  
 42 3/8" = 1'-0"  
 42 1/2" = 1'-0"  
 42 5/8" = 1'-0"  
 42 3/4" = 1'-0"  
 42 7/8" = 1'-0"  
 43" = 1'-0"  
 43 1/8" = 1'-0"  
 43 1/4" = 1'-0"  
 43 3/8" = 1'-0"  
 43 1/2" = 1'-0"  
 43 5/8" = 1'-0"  
 43 3/4" = 1'-0"  
 43 7/8" = 1'-0"  
 44" = 1'-0"  
 44 1/8" = 1'-0"  
 44 1/4" = 1'-0"  
 44 3/8" = 1'-0"  
 44 1/2" = 1'-0"  
 44 5/8" = 1'-0"  
 44 3/4" = 1'-0"  
 44 7/8" = 1'-0"  
 45" = 1'-0"  
 45 1/8" = 1'-0"  
 45 1/4" = 1'-0"  
 45 3/8" = 1'-0"  
 45 1/2" = 1'-0"  
 45 5/8" = 1'-0"  
 45 3/4" = 1'-0"  
 45 7/8" = 1'-0"  
 46" = 1'-0"  
 46 1/8" = 1'-0"  
 46 1/4" = 1'-0"  
 46 3/8" = 1'-0"  
 46 1/2" = 1'-0"  
 46 5/8" = 1'-0"  
 46 3/4" = 1'-0"  
 46 7/8" = 1'-0"  
 47" = 1'-0"  
 47 1/8" = 1'-0"  
 47 1/4" = 1'-0"  
 47 3/8" = 1'-0"  
 47 1/2" = 1'-0"  
 47 5/8" = 1'-0"  
 47 3/4" = 1'-0"  
 47 7/8" = 1'-0"  
 48" = 1'-0"  
 48 1/8" = 1'-0"  
 48 1/4" = 1'-0"  
 48 3/8" = 1'-0"  
 48 1/2" = 1'-0"  
 48 5/8" = 1'-0"  
 48 3/4" = 1'-0"  
 48 7/8" = 1'-0"  
 49" = 1'-0"  
 49 1/8" = 1'-0"  
 49 1/4" = 1'-0"  
 49 3/8" = 1'-0"  
 49 1/2" = 1'-0"  
 49 5/8" = 1'-0"  
 49 3/4" = 1'-0"  
 49 7/8" = 1'-0"  
 50" = 1'-0"  
 50 1/8" = 1'-0"  
 50 1/4" = 1'-0"  
 50 3/8" = 1'-0"  
 50 1/2" = 1'-0"  
 50 5/8" = 1'-0"  
 50 3/4" = 1'-0"  
 50 7/8" = 1'-0"  
 51" = 1'-0"  
 51 1/8" = 1'-0"  
 51 1/4" = 1'-0"  
 51 3/8" = 1'-0"  
 51 1/2" = 1'-0"  
 51 5/8" = 1'-0"  
 51 3/4" = 1'-0"  
 51 7/8" = 1'-0"  
 52" = 1'-0"  
 52 1/8" = 1'-0"  
 52 1/4" = 1'-0"  
 52 3/8" = 1'-0"  
 52 1/2" = 1'-0"  
 52 5/8" = 1'-0"  
 52 3/4" = 1'-0"  
 52 7/8" = 1'-0"  
 53" = 1'-0"  
 53 1/8" = 1'-0"  
 53 1/4" = 1'-0"  
 53 3/8" = 1'-0"  
 53 1/2" = 1'-0"  
 53 5/8" = 1'-0"  
 53 3/4" = 1'-0"  
 53 7/8" = 1'-0"  
 54" = 1'-0"  
 54 1/8" = 1'-0"  
 54 1/4" = 1'-0"  
 54 3/8" = 1'-0"  
 54 1/2" = 1'-0"  
 54 5/8" = 1'-0"  
 54 3/4" = 1'-0"  
 54 7/8" = 1'-0"  
 55" = 1'-0"  
 55 1/8" = 1'-0"  
 55 1/4" = 1'-0"  
 55 3/8" = 1'-0"  
 55 1/2" = 1'-0"  
 55 5/8" = 1'-0"  
 55 3/4" = 1'-0"  
 55 7/8" = 1'-0"  
 56" = 1'-0"  
 56 1/8" = 1'-0"  
 56 1/4" = 1'-0"  
 56 3/8" = 1'-0"  
 56 1/2" = 1'-0"  
 56 5/8" = 1'-0"  
 56 3/4" = 1'-0"  
 56 7/8" = 1'-0"  
 57" = 1'-0"  
 57 1/8" = 1'-0"  
 57 1/4" = 1'-0"  
 57 3/8" = 1'-0"  
 57 1/2" = 1'-0"  
 57 5/8" = 1'-0"  
 57 3/4" = 1'-0"  
 57 7/8" = 1'-0"  
 58" = 1'-0"  
 58 1/8" = 1'-0"  
 58 1/4" = 1'-0"  
 58 3/8" = 1'-0"  
 58 1/2" = 1'-0"  
 58 5/8" = 1'-0"  
 58 3/4" = 1'-0"  
 58 7/8" = 1'-0"  
 59" = 1'-0"  
 59 1/8" = 1'-0"  
 59 1/4" = 1'-0"  
 59 3/8" = 1'-0"  
 59 1/2" = 1'-0"  
 59 5/8" = 1'-0"  
 59 3/4" = 1'-0"  
 59 7/8" = 1'-0"  
 60" = 1'-0"  
 60 1/8" = 1'-0"  
 60 1/4" = 1'-0"  
 60 3/8" = 1'-0"  
 60 1/2" = 1'-0"  
 60 5/8" = 1'-0"  
 60 3/4" = 1'-0"  
 60 7/8" = 1'-0"  
 61" = 1'-0"  
 61 1/8" = 1'-0"  
 61 1/4" = 1'-0"  
 61 3/8" = 1'-0"  
 61 1/2" = 1'-0"  
 61 5/8" = 1'-0"  
 61 3/4" = 1'-0"  
 61 7/8" = 1'-0"  
 62" = 1'-0"  
 62 1/8" = 1'-0"  
 62 1/4" = 1'-0"  
 62 3/8" = 1'-0"









James R. Childers Architect, Inc.

45 South 4th Street  
Fort Smith, AR 72901  
478-783-2480  
www.childersarchitect.com

PROFESSIONAL SEAL:

CONSULTANT LOGO:  
HESMAN Group, LLC  
7645 E. 63RD STREET  
SUITE 201  
TULSA, OKLAHOMA 74133

CLIENT:  
CHEROKEE NATION Entertainment  
Cherokee CASINO

CHEROKEE NATION ENTERTAINMENT  
TAHLEQUAH CASINO  
TAHLEQUAH, OKLAHOMA

PROJECT PHASE  
BID PACKAGE 5

REVISIONS table with columns for #, DATE, DESCRIPTION

DATE: 05/03/18 JOB NUMBER: 17-06  
SHEET NUMBER: FS133  
FOODSERVICE EQUIPMENT VENTILATION CONNECTION PLAN

REVISIONS table with columns for #, DATE, DESCRIPTION

**CAPTIVE**  
Tulsa Office  
12101 East 51st Street, Suite 101A, Tulsa, OK 74148 PHONE: (918) 255-0291 FAX: (918) 227-5947 EMAIL: reg@captivaire.com

Tahlequah Casino - Banquet Kitchen Hood  
TAHLEQUAH, OK, 74464

DATE: 3/27/2018  
DWG.#: 3352776  
DRAWN BY: RJH-80  
SCALE: 3/4" = 1'-0"  
MASTER DRAWING  
SHEET NO. 1

**SPECIFICATION: CAPTRATE® GREASE-STOP® SOLO FILTER**

THE CAPTRATE GREASE-STOP SOLO FILTER IS A SINGLE-STAGE FILTER FEATURING A UNIQUE S-Baffle DESIGN IN CONJUNCTION WITH A SLOTTED REAR Baffle DESIGN, TO DELIVER EXCEPTIONAL FILTRATION EFFICIENCY.

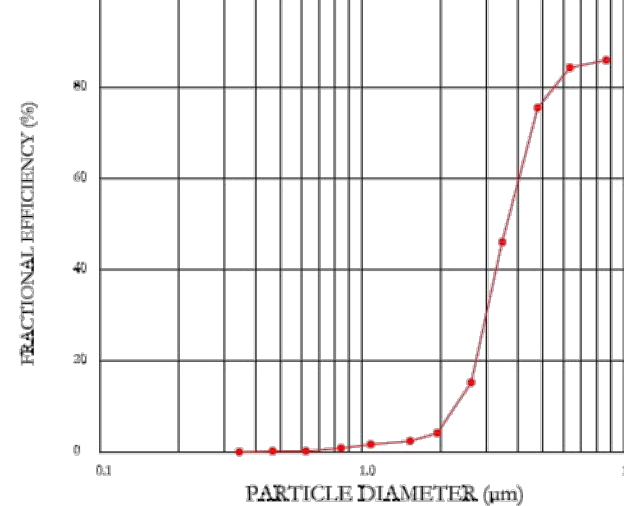
FILTER IS STAINLESS STEEL CONSTRUCTION, AND SIZED TO FIT INTO STANDARD 2-INCH DEEP HOOD CHANNEL(S).

UNITS SHALL INCLUDE STAINLESS STEEL HANDLES AND A FASTENING DEVICE TO SECURE THE TWO COMPONENTS WHEN ASSEMBLED.

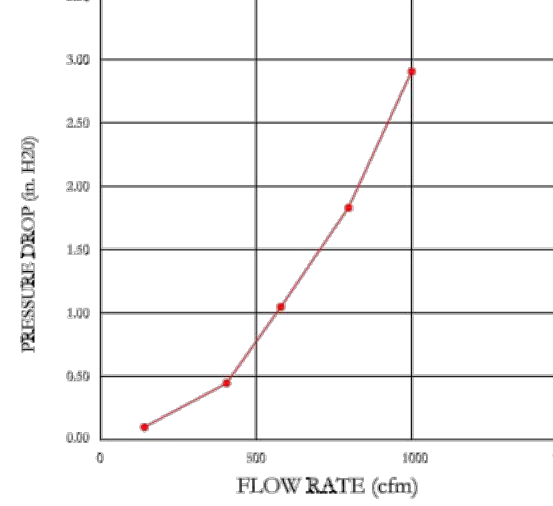
GREASE EXTRACTION EFFICIENCY PERFORMANCE SHALL REMOVE AT LEAST 75% OF GREASE PARTICLES FIVE MICRONS IN SIZE, AND 85% GREASE PARTICLES SEVEN MICRONS IN SIZE AND LARGER, WITH A CORRESPONDING PRESSURE DROP NOT TO EXCEED 1.0 INCHES OF WATER GAUGE.

THE CAPTRATE GREASE-STOP SOLO WAS TESTED TO ASTM STANDARD ASTM F2519-05.

**EFFICIENCY VS. PARTICLE DIAMETER**



**PRESSURE DROP VS. FLOW RATE**



CAPTIVATE FILTERS ARE BUILT IN COMPLIANCE WITH:  
NFPA #96  
NSF STANDARD #2  
UL STANDARD #1046  
INT. MECH. CODE (IMC)  
ULC-S649



**HOOD INFORMATION - Job#3352776**

Table with columns: HOOD NO., TAG, MODEL, LENGTH, MAX. COOKING TEMP., EXHAUST PLENUM RISER(S) (WIDTH, LENG, HEIGHT, DIA., CFM, VEL., S.P.), TOTAL SUPPLY CFM, HOOD CONSTRUCTION, HOOD CONFIG. (END TO END, ROW)

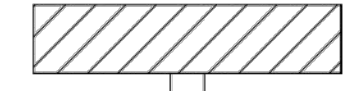
PATENT NUMBERS  
AC-PSP (United States) - US Patent 7963830 B2  
AC-PSP Wall (Canada) - CA Patent 2820509  
AC-PSP Island (Canada) - CA Patent 2520330

**HOOD INFORMATION**

Table with columns: HOOD NO., TAG, FILTER(S) (TYPE, QTY, HEIGHT, LENGTH, EFFICIENCY @ 7 MICRONS), LIGHT(S) (TYPE, WIRE GUARD, LOCATION, SIZE), UTILITY CABINET(S) (FIRE SYSTEM, ELECTRICAL, SWITCHES, FIRE SYSTEM PIPING, HOOD HANGING WGT)

**HOOD OPTIONS**

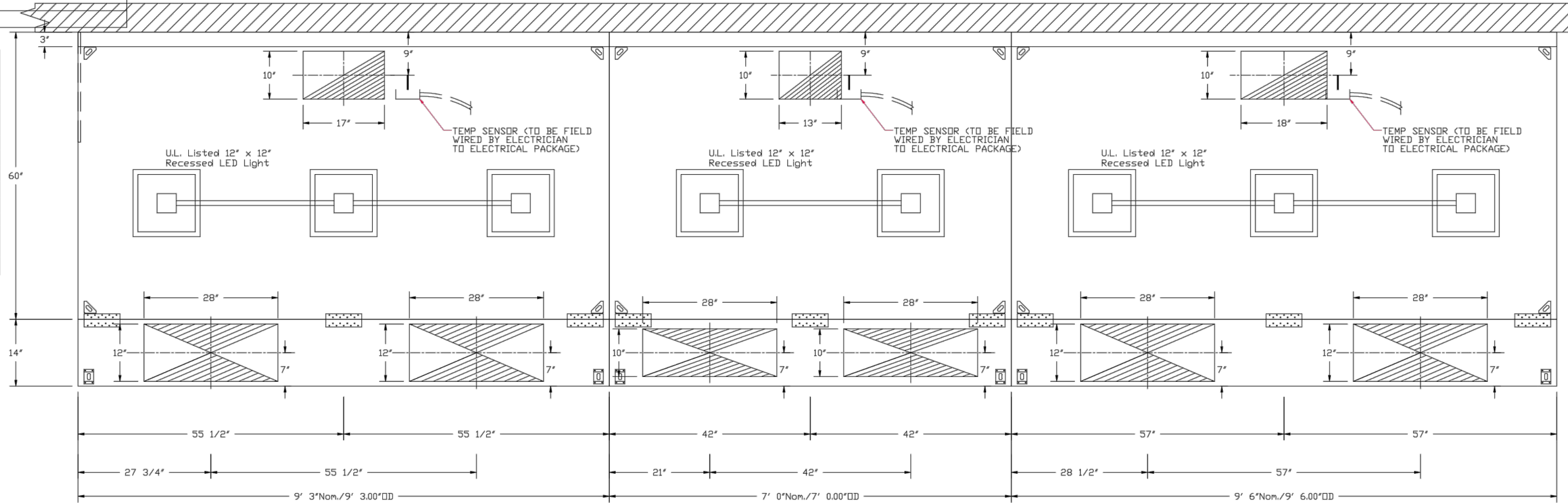
Table with columns: HOOD NO., TAG, OPTION (FIELD WRAPPER, BACKSPLASH, LEFT QUARTER END PANEL, MIN 18 GAUGE HOOD, SENSOR-CV)



ROOM TEMP SENSOR TO BE INSTALLED ON WALL BY ELECTRICIAN AND WIRED BY ELECTRICIAN INTO HOOD ELECTRICAL PACKAGE AS PER INSTALLATION DIAGRAM. INSTALL ON WALL WHERE IT WILL NOT BE AFFECTED BY ANY HEAT PRODUCING ITEMS.

**PERFORATED SUPPLY PLENUM(S)**

Table with columns: HOOD NO., TAG, PDS., LENGTH, WIDTH, HEIGHT, TYPE, RISER(S) (WIDTH, LENG, DIA., CFM, S.P.)



PLAN VIEW - Hood #1  
9' 3.00" LONG 6030ND-2-PSP-F

PLAN VIEW - Hood #2  
7' 0.00" LONG 6030ND-2-PSP-F

PLAN VIEW - Hood #3  
9' 6.00" LONG 6030ND-2-PSP-F

Table for Continuous Capture: Hood No. vs. Location (Right, Both, Left)

CAPTIVATE HOODS ARE BUILT IN COMPLIANCE WITH  
NFPA #96  
UL 710 & ULC710 STANDARDS  
E.T.L. LISTED 3054804-001

Hood #4 continues

PROJECT NO. 01-48  
1/8" = 1'-0"  
1/4" = 1'-0"  
3/8" = 1'-0"  
1/2" = 1'-0"  
3/4" = 1'-0"  
1" = 1'-0"  
1 1/2" = 1'-0"  
2" = 1'-0"  
3" = 1'-0"  
4" = 1'-0"  
6" = 1'-0"  
12" = 1'-0"  
18" = 1'-0"  
24" = 1'-0"  
30" = 1'-0"  
36" = 1'-0"  
42" = 1'-0"  
48" = 1'-0"  
54" = 1'-0"  
60" = 1'-0"



PROJECT NO. 0148  
1/8" = 1'-0"

1/4" = 1'-0"

3/8" = 1'-0"

1/2" = 1'-0"

3/4" = 1'-0"

1" = 1'-0"

1 1/4" = 1'-0"

1 1/2" = 1'-0"

1 3/4" = 1'-0"

2" = 1'-0"

2 1/4" = 1'-0"

2 1/2" = 1'-0"

2 3/4" = 1'-0"

3" = 1'-0"

3 1/4" = 1'-0"

3 1/2" = 1'-0"

3 3/4" = 1'-0"

4" = 1'-0"

4 1/4" = 1'-0"

4 1/2" = 1'-0"

4 3/4" = 1'-0"

5" = 1'-0"

5 1/4" = 1'-0"

5 1/2" = 1'-0"

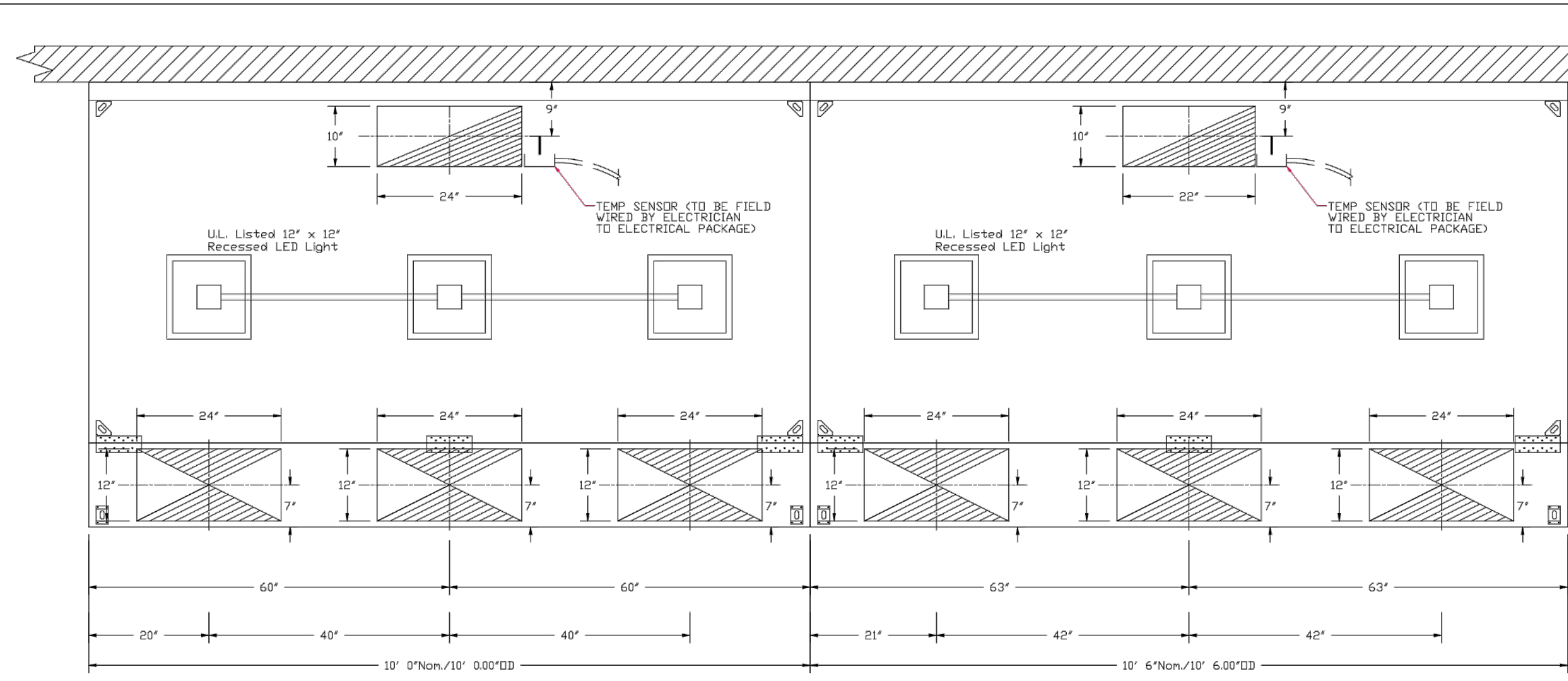
5 3/4" = 1'-0"

6" = 1'-0"

6 1/4" = 1'-0"

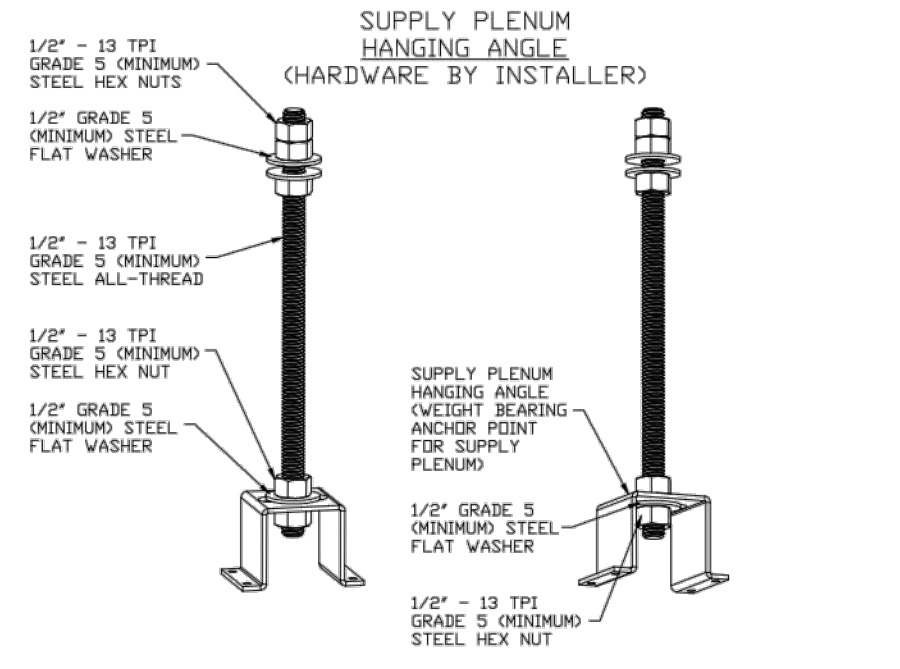
6 1/2" = 1'-0"

6 3/4" = 1'-0"



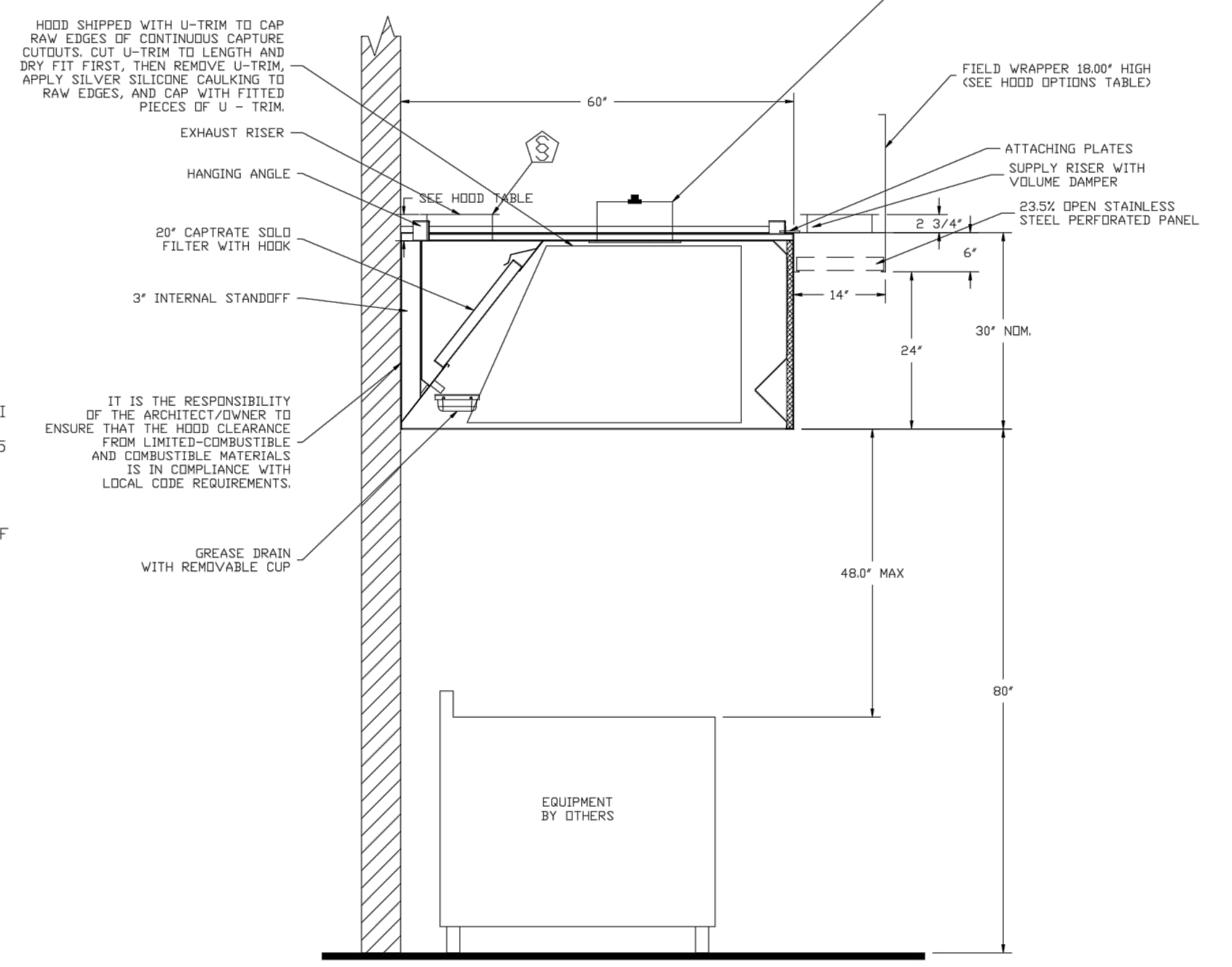
PLAN VIEW - Hood #4  
10' 0.00\"/>

PLAN VIEW - Hood #5  
10' 6.00\"/>

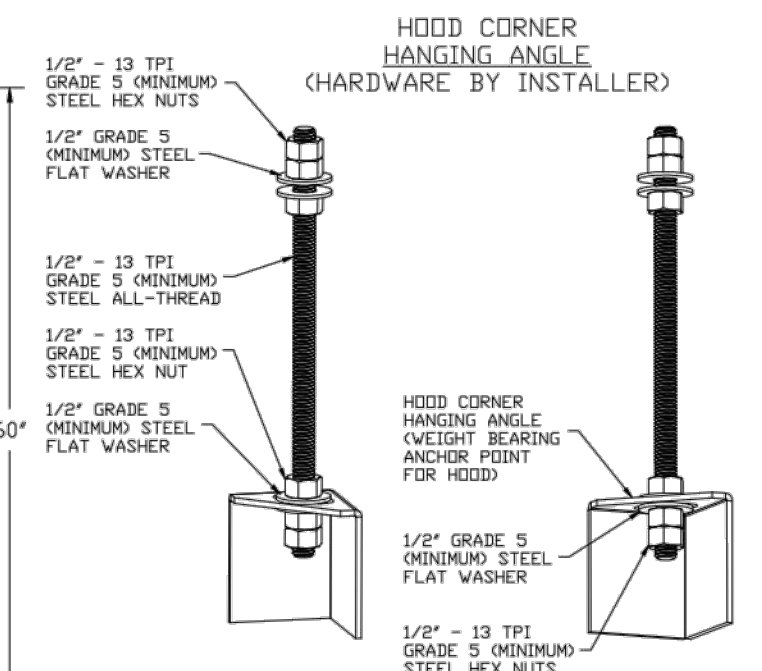


ASSEMBLY INSTRUCTIONS

HANGING ANGLE MUST BE SUPPORTED WITH 1/2\"/>

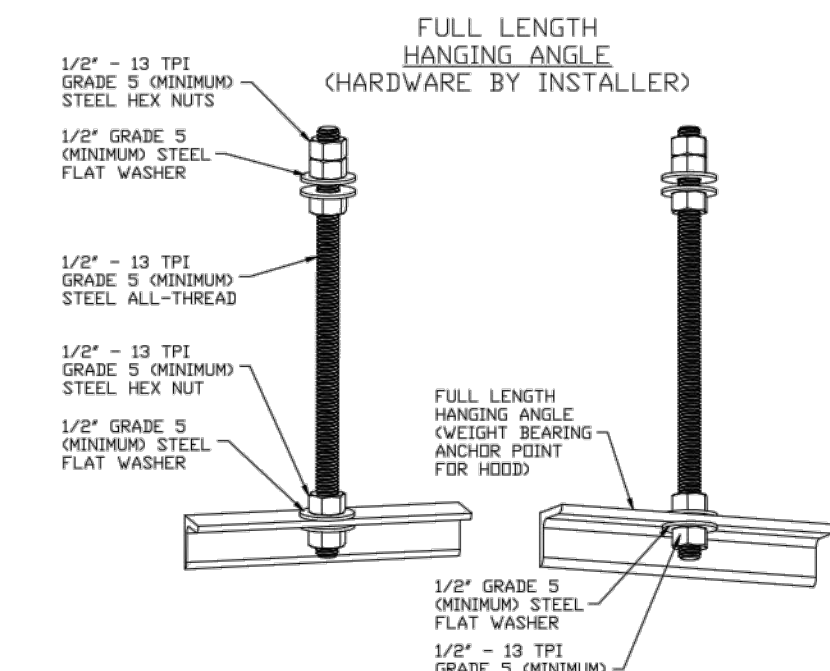


SECTION VIEW - MODEL 6030ND-2-PSP-F  
HOOD - #2



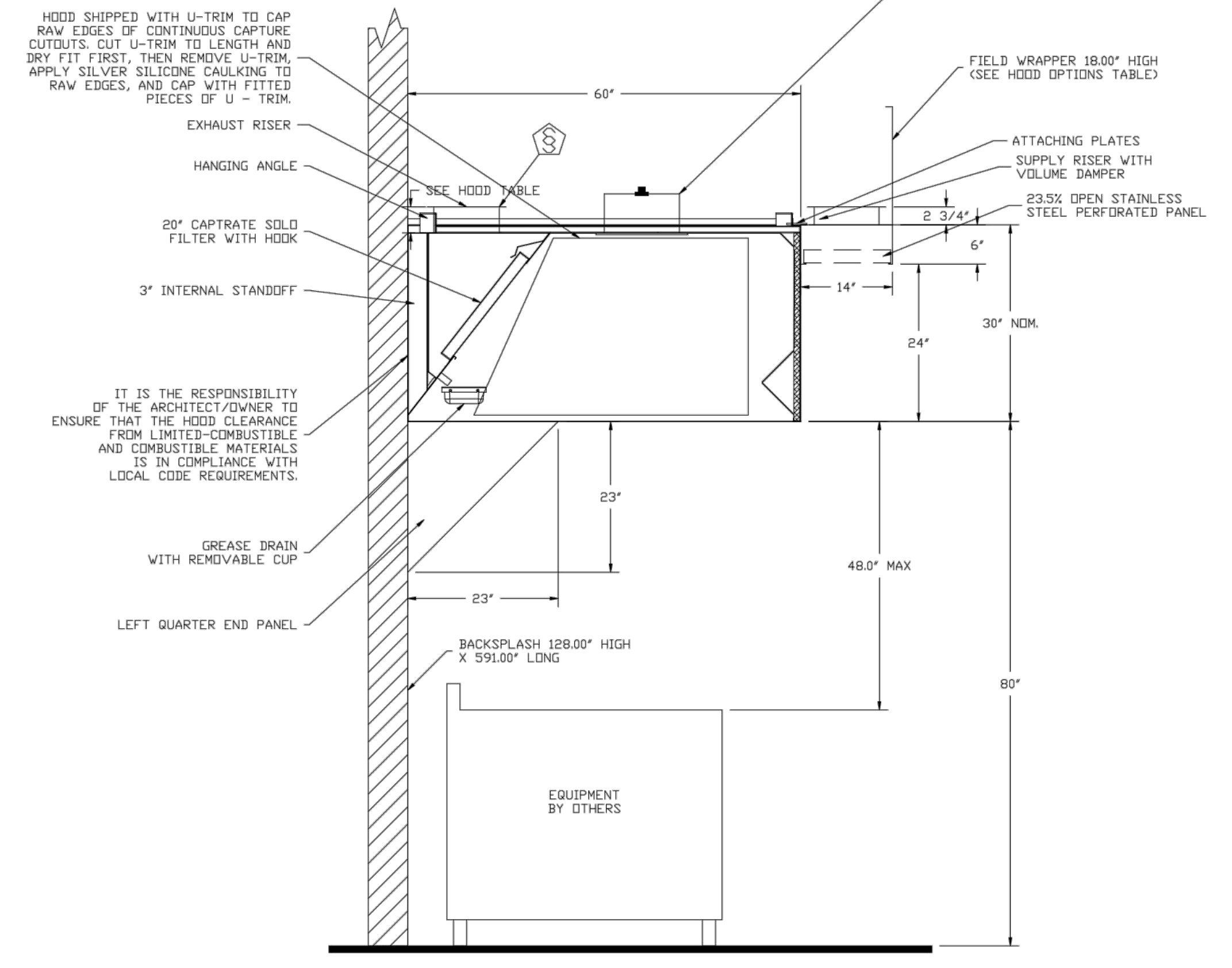
ASSEMBLY INSTRUCTIONS

HANGING ANGLE MUST BE SUPPORTED WITH 1/2\"/>



ASSEMBLY INSTRUCTIONS

HANGING ANGLE MUST BE SUPPORTED WITH 1/2\"/>



SECTION VIEW - MODEL 6030ND-2-PSP-F  
HOOD - #1

REVISIONS	
NO.	DESCRIPTION


**CAPTIVE**

Tulsa Office  
12101 East 51st Street, Suite 101A, Tulsa, OK 74146  
PHONE: (918) 255-0291 FAX: (918) 227-5847 EMAIL: reg@captivair.com

Tahlequah Casino - Banquet Kitchen Hood  
TAHLEQUAH, OK, 74464

DATE: 3/27/2018  
DWG.#: 3352776  
DRAWN BY: RJH-80  
SCALE: 3/4" = 1'-0"  
MASTER DRAWING

SHEET NO. 2



James R. Childers  
Architect, Inc.  
45 South 4th Street  
Fort Smith, AR 72901  
478-783-2480  
www.jrchildersarchitect.com

PROFESSIONAL SEAL

CONSULTANT LOGO:  
HESMAN Group, LLC  
7646 E. 63RD STREET  
SUITE 201  
TULSA, OKLAHOMA 74133

CLIENT:  
CHEROKEE NATION Entertainment  
Cherokee CASINO

CHEROKEE NATION ENTERTAINMENT  
TAHLEQUAH CASINO  
TAHLEQUAH, OKLAHOMA

PROJECT PHASE  
BID PACKAGE 5

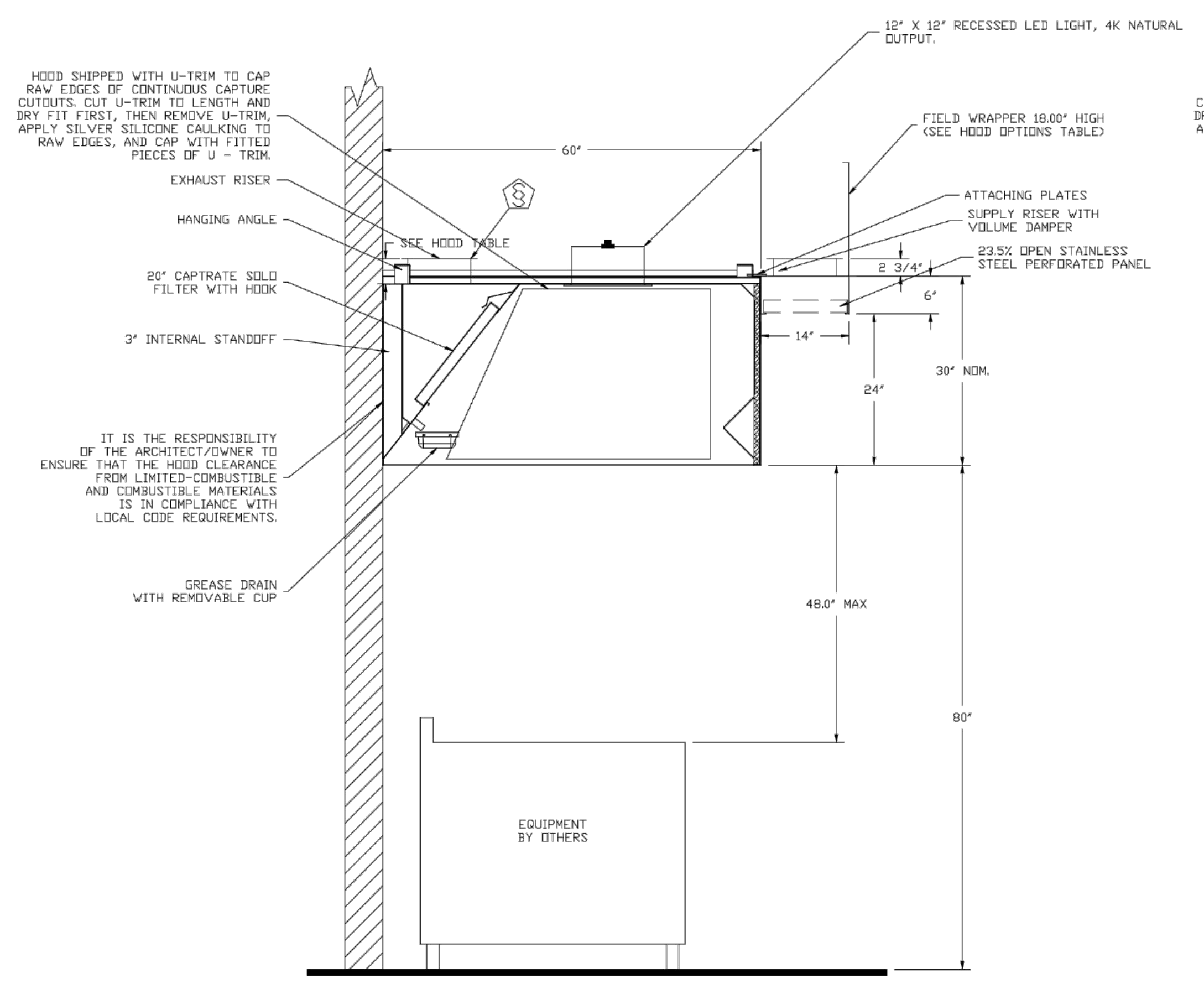
#	DATE	REVISIONS DESCRIPTION

DATE: 05/03/18 JOB NUMBER: 17-06  
SHEET NUMBER:

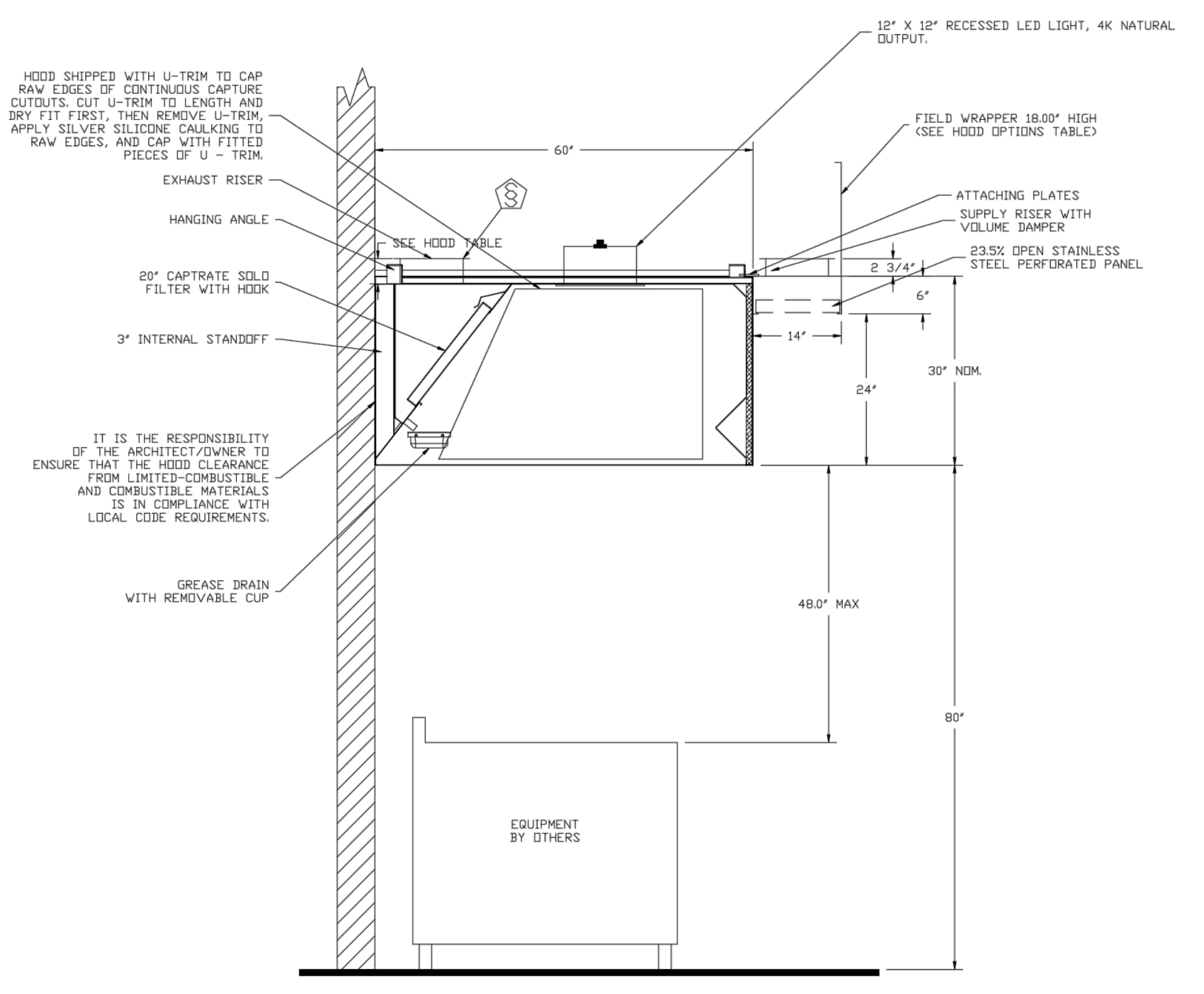
FS134  
FOODSERVICE EQUIPMENT VENTILATION CONNECTION PLAN



PROJECT NO. 0148  
 0  
 4  
 8  
 12  
 16  
 20  
 24  
 28  
 32  
 36  
 40  
 44  
 48  
 52  
 56  
 60  
 64  
 68  
 72  
 76  
 80  
 84  
 88  
 92  
 96  
 100



SECTION VIEW - MODEL 603QND-2-PSP-F  
 HOOD - #3



SECTION VIEW - MODEL 603QND-2-PSP-F  
 HOOD - #4


REVISIONS	
DESCRIPTION	DATE

**CAPTIVE**  
 www.captiveair.com  
 Tulsa Office  
 12101 East 5th Street, Suite 101A, Tulsa, OK 74146 PHONE: (918) 255-0281 FAX: (918) 227-5947 EMAIL: reg@captivair.com

Tahlequah Casino - Banquet Kitchen Hood  
 TAHLEQUAH, OK, 74464

DATE: 3/27/2018  
 DWG.#: 3352776  
 DRAWN BY: RJH-80  
 SCALE: 3/4" = 1'-0"  
 MASTER DRAWING

SHEET NO.  
 3



James R. Childers  
 Architect, Inc.  
 45 South 4th Street  
 Fort Smith, AR 72901  
 478-783-2480  
 www.childersarchitect.com

PROFESSIONAL SEAL:

CONSULTANT LOGO:  
**HESMAN Group, LLC**  
 7645 E. 63RD STREET  
 SUITE 201  
 TULSA, OKLAHOMA 74133

CLIENT:  
**CHEROKEE NATION**  
 Entertainment  
**Cherokee**  
 CASINO

CHEROKEE NATION ENTERTAINMENT  
 TAHLEQUAH CASINO  
 TAHLEQUAH, OKLAHOMA

PROJECT PHASE  
 BID PACKAGE 5

#	DATE	REVISIONS DESCRIPTION

DATE: 05/03/18  
 SHEET NUMBER: 17-06

FS135  
 FOODSERVICE  
 EQUIPMENT  
 VENTILATION  
 CONNECTION PLAN



PROJECT NO. 0148

1/8" = 1'-0"

1/4" = 1'-0"

3/8" = 1'-0"

1/2" = 1'-0"

3/4" = 1'-0"

1" = 1'-0"

1 1/2" = 1'-0"

2" = 1'-0"

3" = 1'-0"

4" = 1'-0"

6" = 1'-0"

12" = 1'-0"

24" = 1'-0"

36" = 1'-0"

48" = 1'-0"

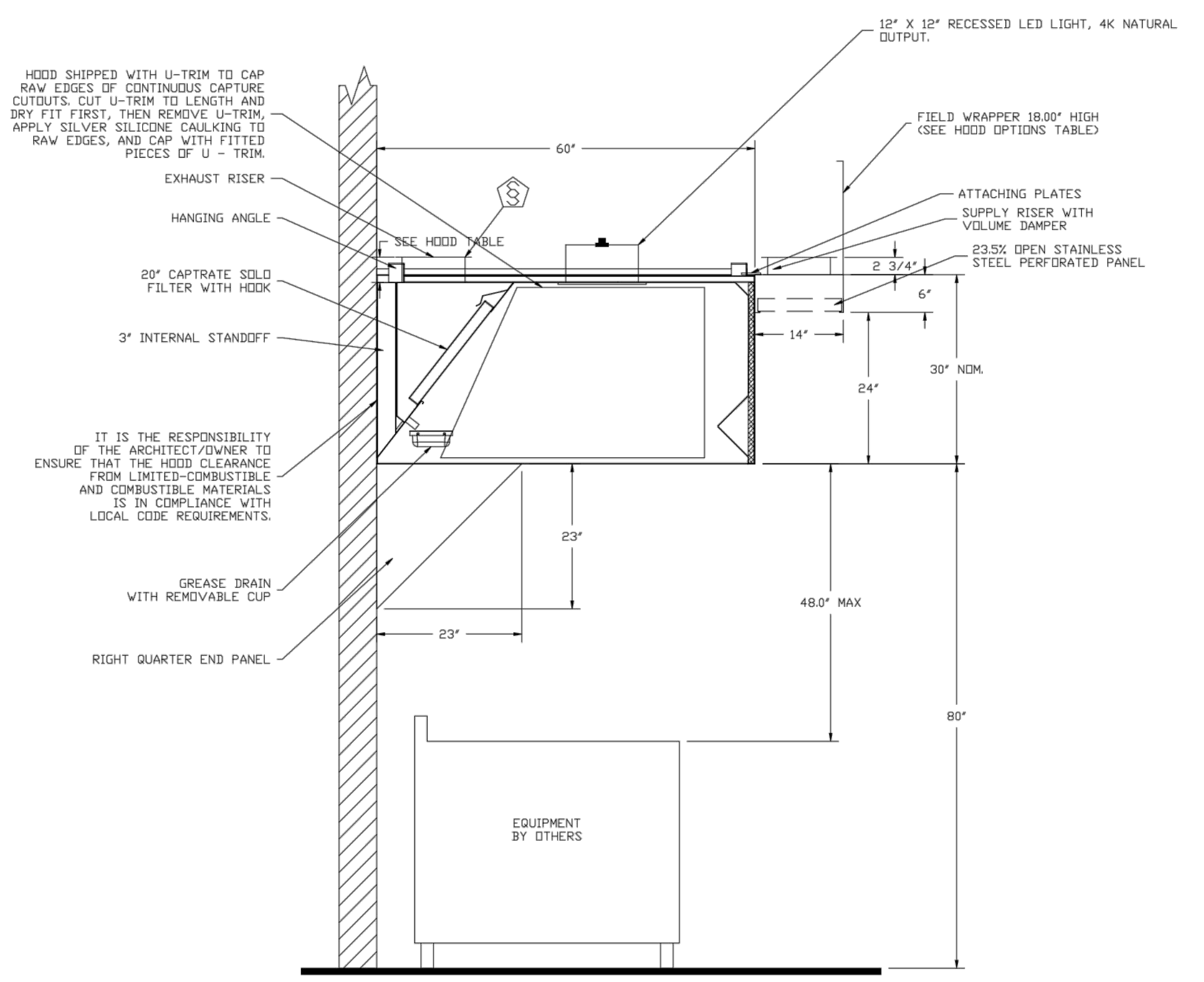
60" = 1'-0"

72" = 1'-0"

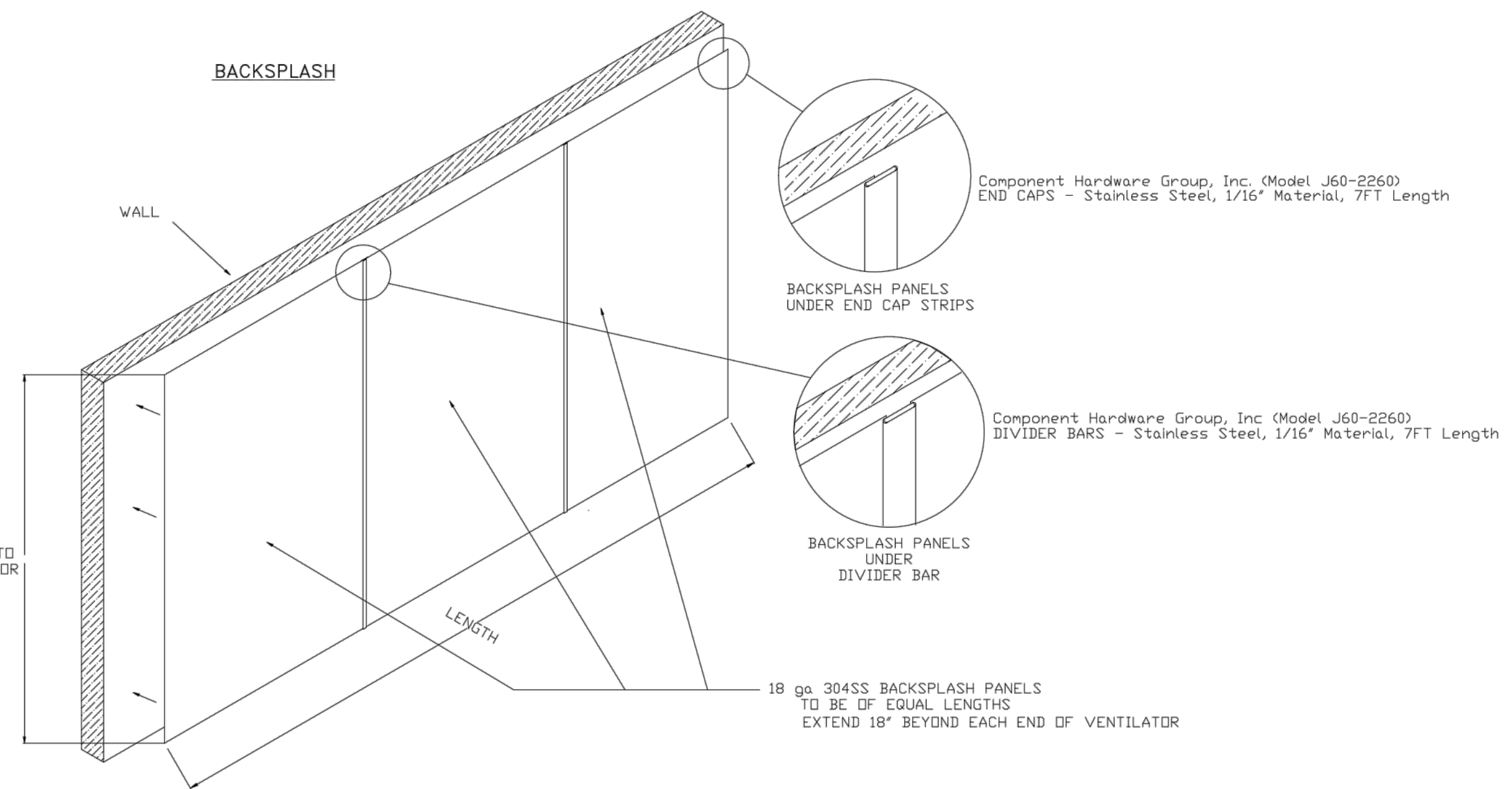
84" = 1'-0"

96" = 1'-0"

108" = 1'-0"



SECTION VIEW - MODEL 6030ND-2-PSP-F  
HOOD - #5



REVISIONS	
DESCRIPTION	DATE

**CAPTIVE**

Tulsa Office


www.captiveaire.com

12101 East 51st Street, Suite 101A, Tulsa, OK 74146 PHONE: (918) 258-0251 FAX: (918) 227-5947 EMAIL: reg@0@captiveaire.com

Tahlequah Casino - Banquet Kitchen Hood  
TAHLEQUAH, OK, 74464

DATE: 3/27/2018  
DWG.#: 3352776  
DRAWN BY: R.JH-80  
SCALE: 3/4" = 1'-0"  
MASTER DRAWING

SHEET NO.  
4



James R. Childers  
Architect, Inc.  
45 South 4th Street  
Fort Smith, AR 72901  
478-783-2480  
www.childersarchitect.com

PROFESSIONAL SEAL:

CONSULTANT LOGO:  
HESMAN Group, LLC  
7645 E. 63RD STREET  
SUITE 201  
TULSA, OKLAHOMA 74133

CLIENT:  
CHEROKEE NATION Entertainment  
Cherokee CASINO

CHEROKEE NATION ENTERTAINMENT  
TAHLEQUAH CASINO  
TAHLEQUAH, OKLAHOMA


PROJECT PHASE  
BID PACKAGE 5

#	DATE	REVISIONS DESCRIPTION

DATE: 05/03/18  
JOB NUMBER: 17-06

SHEET NUMBER:  
FS136  
FOODSERVICE EQUIPMENT VENTILATION CONNECTION PLAN





**James R. Childers  
Architect, Inc.**  
45 South 4th Street  
Fort Smith, AR 72901  
478-783-2480  
www.jrchildersarchitect.com

PROFESSIONAL SEAL:  
  
CONSULTANT LOGO:  
**HESMAN Group, LLC**  
7645 E. 63RD STREET  
SUITE 501  
TULSA, OKLAHOMA 74133

CLIENT:  
**CHEROKEE NATION  
Entertainment**



CHEROKEE NATION ENTERTAINMENT  
**TAHLEQUAH CASINO**  
TAHLEQUAH, OKLAHOMA

PROJECT PHASE:  
**BID PACKAGE 5**

#	DATE	REVISIONS DESCRIPTION

DATE: 05/03/18  
JOB NUMBER: 17-06

SHEET NUMBER:  
**FS137**  
  
FOODSERVICE  
EQUIPMENT  
VENTILATION  
CONNECTION PLAN

**REVISIONS**

NO.	DESCRIPTION	DATE

**REVISIONS**

DATE: 3/27/2018  
DWG.#: 3352776  
DRAWN BY: RJH-80  
SCALE: 3/4" = 1'-0"  
**MASTER DRAWING**

Tahlequah Casino - Banquet Kitchen Hood  
TAHLEQUAH, OK, 74464

**SHEET NO.**  
5

**CAPTIVE**

Tulsa Office  
12101 East 5th Street, Suite 101A, Tulsa, OK 74146  
PHONE: (918) 255-0291 FAX: (918) 227-6947 EMAIL: reg@captivewire.com

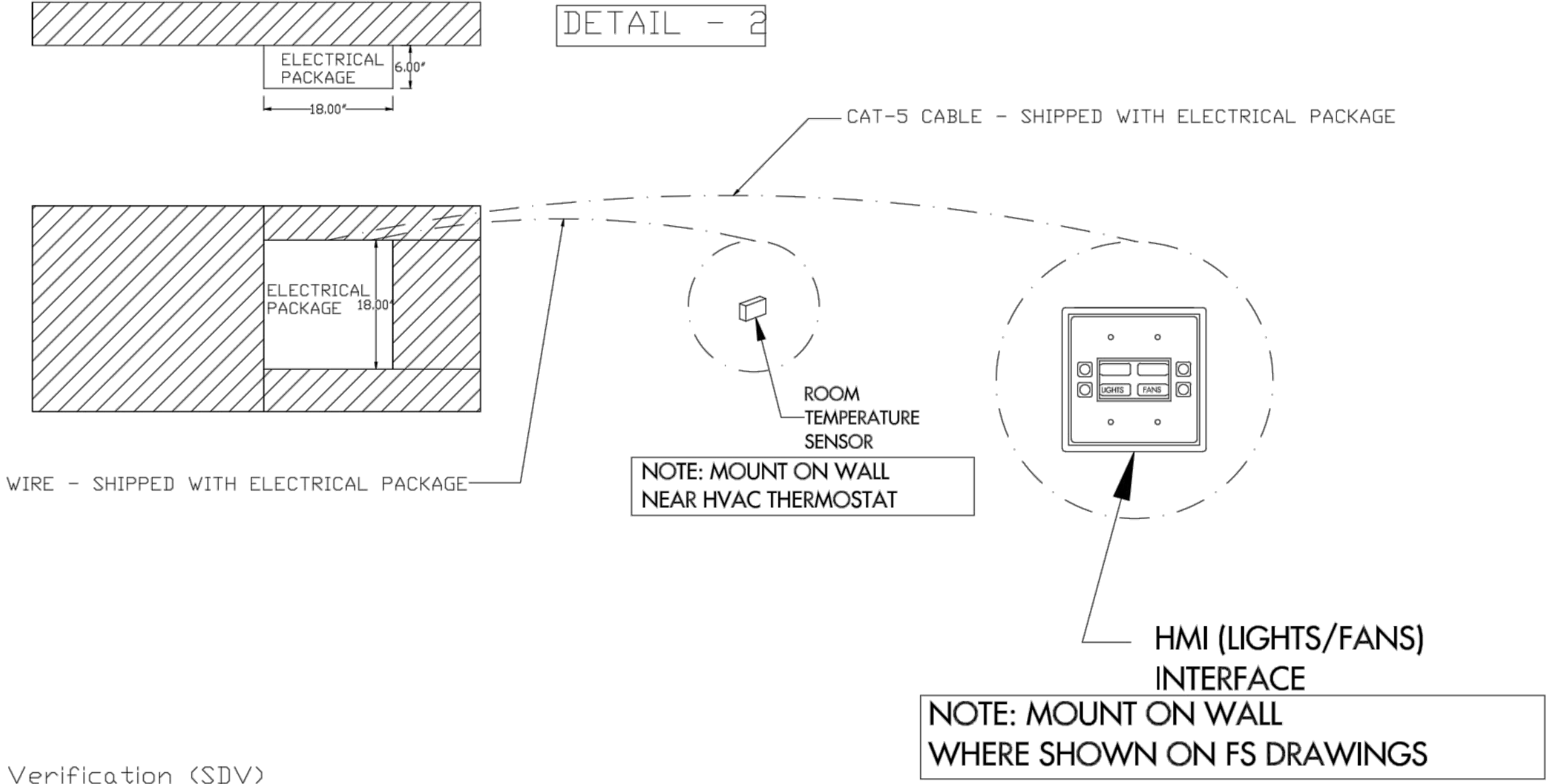

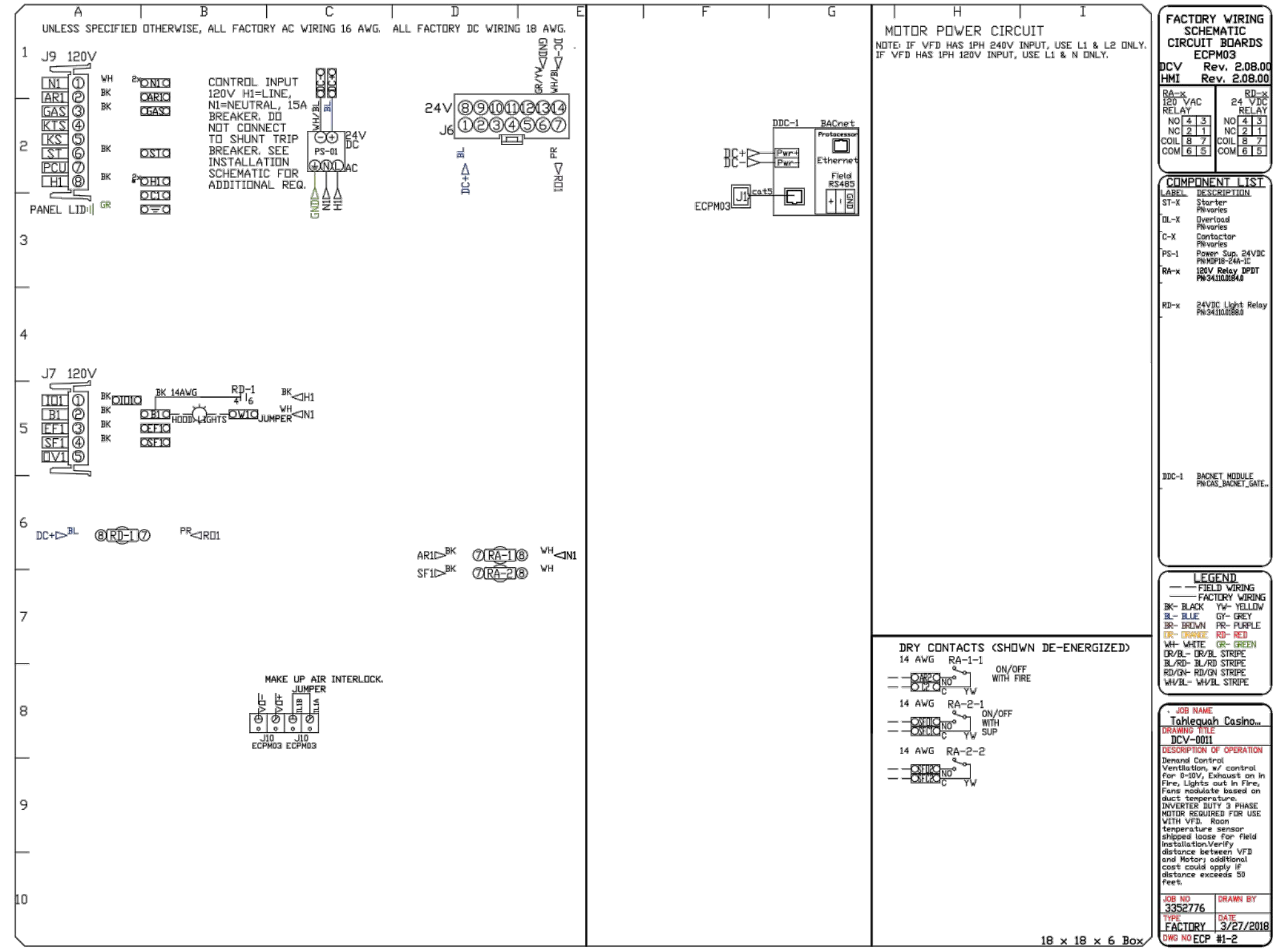
FACTORY WIRING SCHEMATIC  
CIRCUIT BOARDS  
ECPW03  
Rev. 2.08.04  
Rev. 2.08.05

COMPONENT LIST

LEGEND

DRY CONTACTS (SHOWN DE-ENERGIZED)

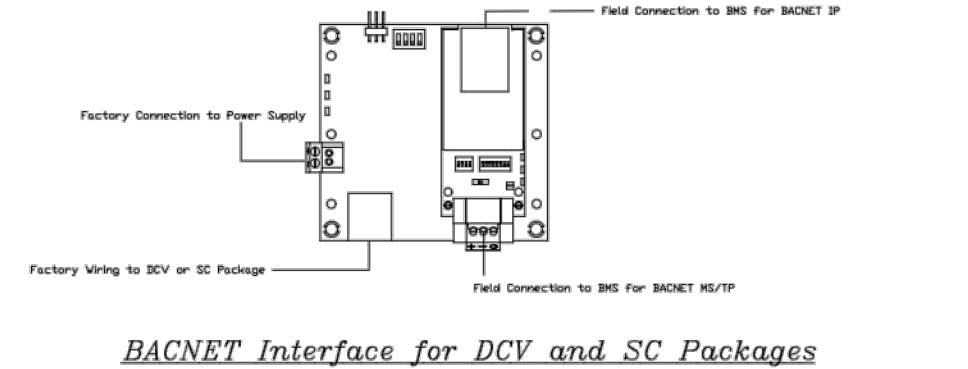
18 x 18 x 6 Box



**ELECTRICAL PACKAGES - Job#3352776**

NO.	TAG	PACKAGE #	LOCATION	SWITCHES		OPTION	FANS CONTROLLED		
				LOCATION	QUANTITY		TYPE	HP	VOLTS
1		DCV-001	Wall Mount In SS Box	08 - Ship Loose w/ Prewire	1 Light 1 Fan	Smart Controls DCV			

See Detail - 2



**MONITORING AND CONTROL POINTS LIST**

DCV Packages	Function	SC Packages	Function
Room Temperature	MONITOR	Room Temperature(s)	MONITOR
duct Temperature(s)	MONITOR	duct Temperature(s)	MONITOR
AWA Discharge Temperature	MONITOR	AWA Discharge Temperature	MONITOR
Kitchen RTU Discharge Temperature	MONITOR	Kitchen RTU Discharge Temperature	MONITOR
Fan Speed	MONITOR	Controller Faults	MONITOR
Fan Amperage	MONITOR	Fan Status	MONITOR
Fan Power	MONITOR	Fan Status	MONITOR
VFD Faults	MONITOR	PCV Faults	MONITOR
Controller Faults	MONITOR	PCV Filter Clap Percentages	MONITOR
Fan Condition	MONITOR	Fan Condition	MONITOR
Fan Status	MONITOR	CORE Fire System	MONITOR
PCV Faults	MONITOR	Building Pressure	MONITOR
PCV Filter Clap Percentages	MONITOR	Fans Status(s)	MONITOR & CONTROL
Fire Condition	MONITOR	Light(s) Button(s)	MONITOR & CONTROL
CORE Fire System	MONITOR	Flash Button	MONITOR & CONTROL
Building Pressure	MONITOR		
Prep Time Status	MONITOR & CONTROL		
Fans Status	MONITOR & CONTROL		
Light(s) Button	MONITOR & CONTROL		
Flash Button	MONITOR & CONTROL		

**System Design Verification (SDV)**

If ordered, CAS Service will perform a System Design Verification (SDV) once all equipment has had a complete start up per the Operation and Installation Manual. Typically, the SDV will be performed after all inspections are complete.

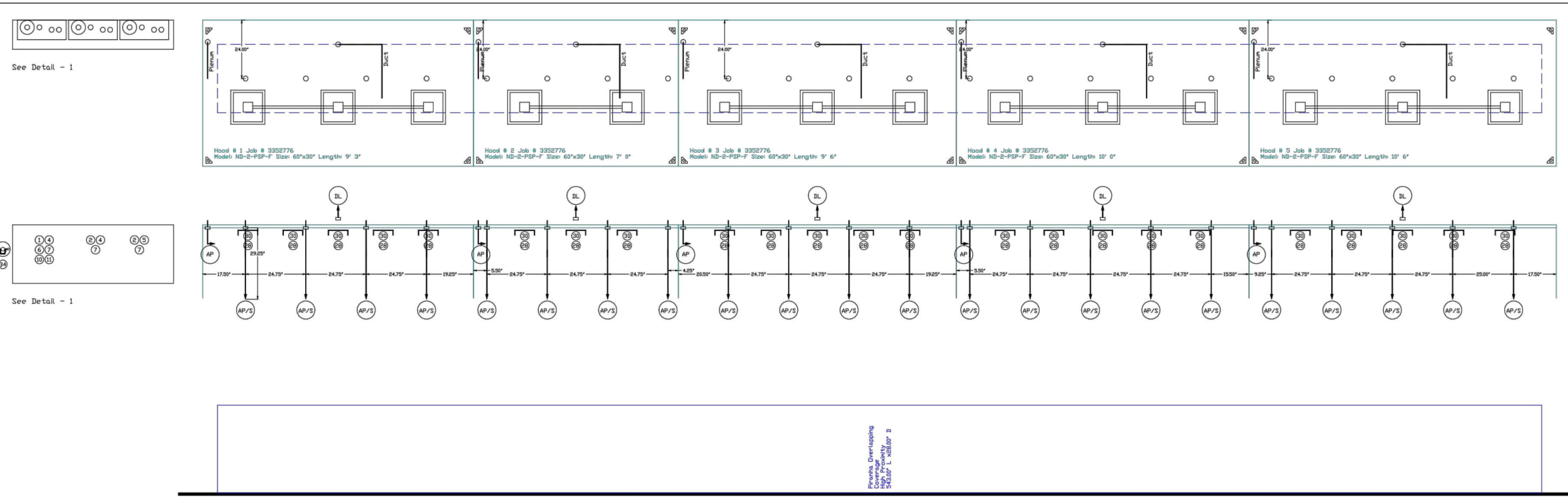
Any field related discrepancies that are discovered during the SDV will be brought to the attention of the general contractor and corresponding trades on site. These issues will be documented and forwarded to the appropriate sales office. If CAS Service has to resolve a discrepancy that is a field issue, the general contractor will be notified and billed for the work. Should a return trip be required due to any field related discrepancy that cannot be resolved during the SDV, there will be additional trip charges.

During the SDV, CAS Service will address any discrepancy that is the fault of the manufacturer. Should a return trip be required, the general contractor and appropriate sales office will be notified. There will be no additional charges for manufacturer discrepancies.

PROJECT NO. 0148  
1/8" = 1'-0"  
1/4" = 1'-0"  
3/8" = 1'-0"  
1/2" = 1'-0"  
3/4" = 1'-0"  
1" = 1'-0"  
1 1/4" = 1'-0"  
1 1/2" = 1'-0"  
1 3/4" = 1'-0"  
2" = 1'-0"  
2 1/4" = 1'-0"  
2 1/2" = 1'-0"  
2 3/4" = 1'-0"  
3" = 1'-0"  
3 1/4" = 1'-0"  
3 1/2" = 1'-0"  
3 3/4" = 1'-0"  
4" = 1'-0"  
4 1/4" = 1'-0"  
4 1/2" = 1'-0"  
4 3/4" = 1'-0"  
5" = 1'-0"  
5 1/4" = 1'-0"  
5 1/2" = 1'-0"  
5 3/4" = 1'-0"  
6" = 1'-0"  
6 1/4" = 1'-0"  
6 1/2" = 1'-0"  
6 3/4" = 1'-0"  
7" = 1'-0"  
7 1/4" = 1'-0"  
7 1/2" = 1'-0"  
7 3/4" = 1'-0"  
8" = 1'-0"  
8 1/4" = 1'-0"  
8 1/2" = 1'-0"  
8 3/4" = 1'-0"  
9" = 1'-0"  
9 1/4" = 1'-0"  
9 1/2" = 1'-0"  
9 3/4" = 1'-0"  
10" = 1'-0"  
10 1/4" = 1'-0"  
10 1/2" = 1'-0"  
10 3/4" = 1'-0"  
11" = 1'-0"  
11 1/4" = 1'-0"  
11 1/2" = 1'-0"  
11 3/4" = 1'-0"  
12" = 1'-0"  
12 1/4" = 1'-0"  
12 1/2" = 1'-0"  
12 3/4" = 1'-0"  
13" = 1'-0"  
13 1/4" = 1'-0"  
13 1/2" = 1'-0"  
13 3/4" = 1'-0"  
14" = 1'-0"  
14 1/4" = 1'-0"  
14 1/2" = 1'-0"  
14 3/4" = 1'-0"  
15" = 1'-0"  
15 1/4" = 1'-0"  
15 1/2" = 1'-0"  
15 3/4" = 1'-0"  
16" = 1'-0"  
16 1/4" = 1'-0"  
16 1/2" = 1'-0"  
16 3/4" = 1'-0"  
17" = 1'-0"  
17 1/4" = 1'-0"  
17 1/2" = 1'-0"  
17 3/4" = 1'-0"  
18" = 1'-0"



PROJECT NO. 0148  
 0 1/2" = 1'-0"  
 0 3/4" = 1'-0"  
 0 1" = 1'-0"  
 0 1 1/2" = 1'-0"  
 0 2" = 1'-0"  
 0 3" = 1'-0"  
 0 4" = 1'-0"  
 0 6" = 1'-0"  
 0 8" = 1'-0"  
 0 10" = 1'-0"  
 0 12" = 1'-0"  
 0 14" = 1'-0"  
 0 16" = 1'-0"



**NOTES**

- FIELD PIPE DROPS AS SHOWN
- SLEEVING, ELBOWS, TEES, AND NOZZLES SUPPLIED BY GAS
- RELIEF VALVES IF FLOW PATTERN IS BLOCKED BY SHELVEING, SALAMANDERS, ETC.
- MAXIMUM 9" ELBOWS IN SUPPLY LINE
- MINIMUM 72" INCHES OF AGENT LINE FROM TANK TO FIRST NOZZLE
- IF APPLICABLE, PRE-PIPED CHARBROILER DROPS ARE SHIPPED LOOSE
- FACTORY PIPING EXTENDS A MAXIMUM OF 6" ABOVE THE TOP OF THE HOOD
- APPLIANCE DIMENSIONS LISTED REPRESENT THE COOKING SURFACE SIZE, NOT THE OVERALL APPLIANCE SIZE.
- THIS FIRE SYSTEM COMPLIES WITH UL 300 REQUIREMENTS

**Job # 3352776**  
 Job Name: Tahlequah Casino - Banquet Kitchen Hood  
 System Size: PIRANHA-10/10/13-V-C Total FP required: 32  
 Hood # 1 Size: 9' 3.00' Long x 60" Wide x 30" High  
 Hood # 2 Size: 7' 8.00' Long x 60" Wide x 30" High  
 Hood # 3 Size: 10' 0.00' Long x 60" Wide x 30" High  
 Hood # 4 Size: 10' 6.00' Long x 60" Wide x 30" High  
 Hood # 5 Size: 10' 6.00' Long x 60" Wide x 30" High  
 Hood # 6 Size: 10' 6.00' Long x 60" Wide x 30" High  
 Hood # 7 Size: 10' 6.00' Long x 60" Wide x 30" High  
 Hood # 8 Size: 10' 6.00' Long x 60" Wide x 30" High  
 Hood # 9 Size: 10' 6.00' Long x 60" Wide x 30" High  
 Hood # 10 Size: 10' 6.00' Long x 60" Wide x 30" High  
 Hood # 11 Size: 10' 6.00' Long x 60" Wide x 30" High  
 Hood # 12 Size: 10' 6.00' Long x 60" Wide x 30" High  
 Hood # 13 Size: 10' 6.00' Long x 60" Wide x 30" High  
 Hood # 14 Size: 10' 6.00' Long x 60" Wide x 30" High  
 Hood # 15 Size: 10' 6.00' Long x 60" Wide x 30" High  
 Hood # 16 Size: 10' 6.00' Long x 60" Wide x 30" High  
 Hood # 17 Size: 10' 6.00' Long x 60" Wide x 30" High  
 Hood # 18 Size: 10' 6.00' Long x 60" Wide x 30" High  
 Hood # 19 Size: 10' 6.00' Long x 60" Wide x 30" High  
 Hood # 20 Size: 10' 6.00' Long x 60" Wide x 30" High  
 Hood # 21 Size: 10' 6.00' Long x 60" Wide x 30" High  
 Hood # 22 Size: 10' 6.00' Long x 60" Wide x 30" High  
 Hood # 23 Size: 10' 6.00' Long x 60" Wide x 30" High  
 Hood # 24 Size: 10' 6.00' Long x 60" Wide x 30" High  
 Hood # 25 Size: 10' 6.00' Long x 60" Wide x 30" High  
 Hood # 26 Size: 10' 6.00' Long x 60" Wide x 30" High  
 Hood # 27 Size: 10' 6.00' Long x 60" Wide x 30" High  
 Hood # 28 Size: 10' 6.00' Long x 60" Wide x 30" High  
 Hood # 29 Size: 10' 6.00' Long x 60" Wide x 30" High  
 Hood # 30 Size: 10' 6.00' Long x 60" Wide x 30" High  
 Hood # 31 Size: 10' 6.00' Long x 60" Wide x 30" High  
 Hood # 32 Size: 10' 6.00' Long x 60" Wide x 30" High

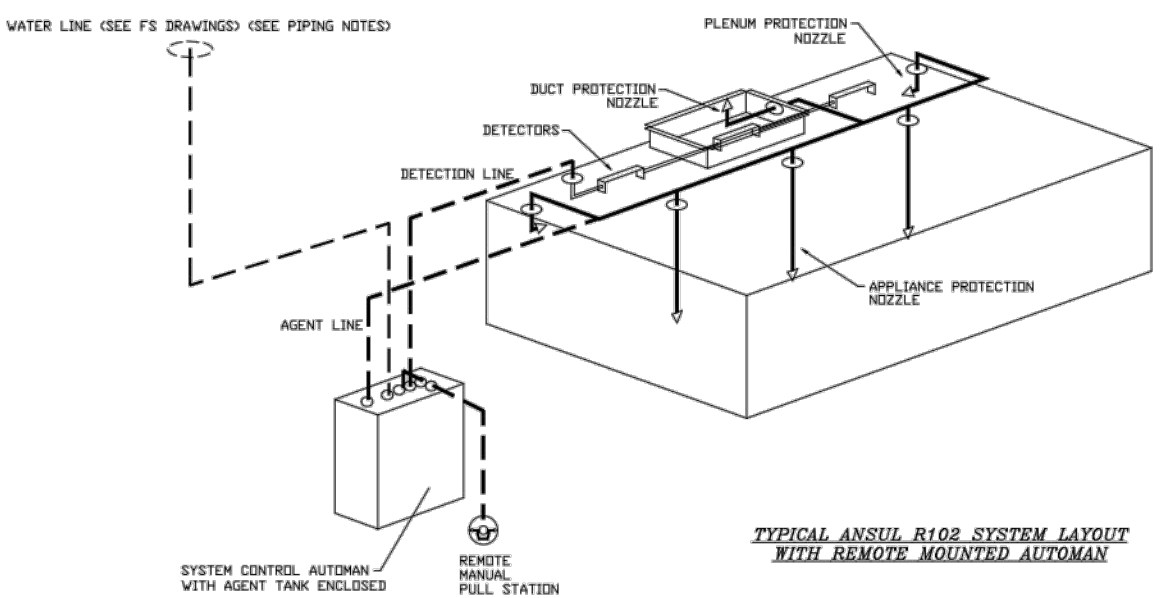
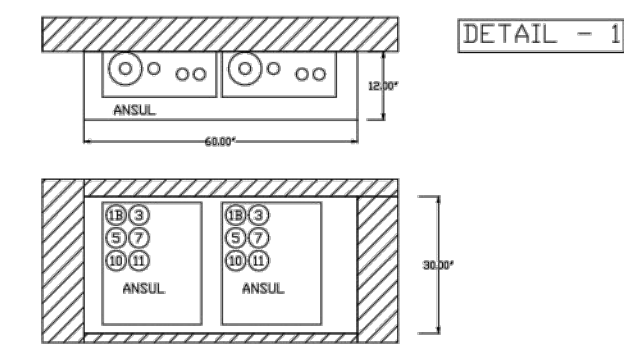
**Job # 3352776**  
 Job Name: Tahlequah Casino - Banquet Kitchen Hood  
 System Size: PIRANHA-10/10/13-V-C Total FP required: 32  
 Hood # 1 Size: 9' 3.00' Long x 60" Wide x 30" High  
 Hood # 2 Size: 7' 8.00' Long x 60" Wide x 30" High  
 Hood # 3 Size: 10' 0.00' Long x 60" Wide x 30" High  
 Hood # 4 Size: 10' 6.00' Long x 60" Wide x 30" High  
 Hood # 5 Size: 10' 6.00' Long x 60" Wide x 30" High  
 Hood # 6 Size: 10' 6.00' Long x 60" Wide x 30" High  
 Hood # 7 Size: 10' 6.00' Long x 60" Wide x 30" High  
 Hood # 8 Size: 10' 6.00' Long x 60" Wide x 30" High  
 Hood # 9 Size: 10' 6.00' Long x 60" Wide x 30" High  
 Hood # 10 Size: 10' 6.00' Long x 60" Wide x 30" High  
 Hood # 11 Size: 10' 6.00' Long x 60" Wide x 30" High  
 Hood # 12 Size: 10' 6.00' Long x 60" Wide x 30" High  
 Hood # 13 Size: 10' 6.00' Long x 60" Wide x 30" High  
 Hood # 14 Size: 10' 6.00' Long x 60" Wide x 30" High  
 Hood # 15 Size: 10' 6.00' Long x 60" Wide x 30" High  
 Hood # 16 Size: 10' 6.00' Long x 60" Wide x 30" High  
 Hood # 17 Size: 10' 6.00' Long x 60" Wide x 30" High  
 Hood # 18 Size: 10' 6.00' Long x 60" Wide x 30" High  
 Hood # 19 Size: 10' 6.00' Long x 60" Wide x 30" High  
 Hood # 20 Size: 10' 6.00' Long x 60" Wide x 30" High  
 Hood # 21 Size: 10' 6.00' Long x 60" Wide x 30" High  
 Hood # 22 Size: 10' 6.00' Long x 60" Wide x 30" High  
 Hood # 23 Size: 10' 6.00' Long x 60" Wide x 30" High  
 Hood # 24 Size: 10' 6.00' Long x 60" Wide x 30" High  
 Hood # 25 Size: 10' 6.00' Long x 60" Wide x 30" High  
 Hood # 26 Size: 10' 6.00' Long x 60" Wide x 30" High  
 Hood # 27 Size: 10' 6.00' Long x 60" Wide x 30" High  
 Hood # 28 Size: 10' 6.00' Long x 60" Wide x 30" High  
 Hood # 29 Size: 10' 6.00' Long x 60" Wide x 30" High  
 Hood # 30 Size: 10' 6.00' Long x 60" Wide x 30" High  
 Hood # 31 Size: 10' 6.00' Long x 60" Wide x 30" High  
 Hood # 32 Size: 10' 6.00' Long x 60" Wide x 30" High

**Fire System Information - Job#3352776**

ITEM NO.	TAG	TYPE	SIZE	FLOW POINTS	SYSTEM	LOCATION ON HOOD	INSTALLATION
1		Ansul Piranha	10/10/13	32	Wet Urethane Cabinet Left	N/A	

**Fire System Parts List Key**

ITEM NO.	TAG	KEY NUMBER - PART DESCRIPTION	QTY. BY FACTORY	QTY. BY SITE
0	0	HOSE - Stainless Steel Actuation Hose, 40'	2	0
0	0	METAL CAP - B BLOWOFF CAP - Metal	32	0
1	1	PIRANHA-10/10/13-V-C - Ansol Automan Mechanical Regulated Release, 32, PIRANHA 10/10/13-V-C	1	0
2	2	PIRANHA 10 TANK GAS DETECTOR	2	0
4	4	P-10 TANK - 2.25 Gallon Stainless Steel Tank Assembly PIRANHA-10	2	0
5	5	P-10 TANK - 3.0 Gallon Stainless Steel Tank Assembly PIRANHA-10	1	0
6	6	PRX LIQUID AGENT PRX GAS NEEDED (Not attached - Lead The One Week)	0	1
7	7	LT-20-R NITROGEN CARTRIDGE	0	2
10	10	TEST LINK (3 test link)	0	1
11	11	HOSE-3/8 WIREBraid KIT - Includes 2 switches and Mounting Hardware, Single Dual Electric Switch, One Standard Switch, One Alarm Duty Switch 43735	1	0
12	12	43272 SVIVEL ADAPTOR (43272) Ansol Part # 43272, Model 12-43272	32	0
17	17	43292 NOZZLE - SL Nozzle, Dual/Flow Priority, Piranha (Replaces ANSUL Model 43292)	3	0
18	18	43242 NOZZLE - AP Nozzle, Appliance/Plenum, Piranha (Replaces ANSUL Part# 43242)	27	0
25	25	25A-3/8 GASK SEAL - 3/8" G.S.	32	0
27	27	27A-1/2 PALLET SEAL - 1/2" Hood Seal G.S.	11	0
28	28	28A-1/2 PALLET SEAL - 1/2" Hood Seal G.S.	11	0
29	29	29A-1/2 PALLET SEAL - 1/2" Hood Seal G.S.	11	0
30	30	30A-1/2 PALLET SEAL - 1/2" Hood Seal G.S.	11	0
34	34	34A-1/2 PALLET SEAL - 1/2" Hood Seal G.S.	1	0
35	35	35A-1/2 PALLET SEAL - 1/2" Hood Seal G.S.	1	0
36	36	36A-1/2 PALLET SEAL - 1/2" Hood Seal G.S.	9	12
36	36	36B-1/2 PALLET SEAL - 1/2" Hood Seal G.S.	10	0



**SPECIAL NOTES**

- BY AUTHORIZED ANSUL DISTRIBUTOR: FIELD PIPE DROPS AS SHOWN
- SLEEVING, ELBOWS, TEES, AND NOZZLES SUPPLIED BY FACTORY
- BY AUTHORIZED ANSUL DISTRIBUTOR: RELIEF VALVES IF FLOW PATTERN IS BLOCKED BY SHELVEING, SALAMANDERS, ETC.
- MAXIMUM 9" ELBOWS IN SUPPLY LINE
- MINIMUM 72" INCHES OF AGENT LINE FROM TANK TO FIRST NOZZLE
- IF APPLICABLE, PRE-PIPED CHARBROILER DROPS ARE SHIPPED LOOSE
- FACTORY PIPING EXTENDS A MAXIMUM OF 6" ABOVE THE TOP OF THE HOOD
- APPLIANCE DIMENSIONS LISTED REPRESENT THE COOKING SURFACE SIZE, NOT THE OVERALL APPLIANCE SIZE.
- THIS FIRE SYSTEM COMPLIES WITH UL 300 REQUIREMENTS

**REVISIONS**

NO.	DESCRIPTION	DATE
1		
2		
3		
4		


**REVISIONS**

DATE: 3/27/2018  
 DWG.#: 3352776  
 DRAWN BY: RJH-80  
 SCALE: 3/8" = 1'-0"  
 MASTER DRAWING

**SHEET NO.**  
 6

Tahlequah Casino - Banquet Kitchen Hood  
 TAHLEQUAH, OK, 74464

DATE: 05/03/18  
 SHEET NUMBER: FS138



**James R. Childers Architect, Inc.**  
 45 South 4th Street  
 Fort Smith, AR 72901  
 478-783-2480  
 www.jrchildersarchitect.com

PROFESSIONAL SEAL

CONSULTANT LOGO:  
**HESMAN Group, LLC**  
 7646 E. 63RD STREET  
 SUITE 201  
 TULSA, OKLAHOMA 74133

CLIENT:  
**CHEROKEE NATION Entertainment**



CHEROKEE NATION ENTERTAINMENT  
**TAHLEQUAH CASINO**  
 TAHLEQUAH, OKLAHOMA

PROJECT PHASE:  
 BID PACKAGE 5


REVISIONS

#	DATE	DESCRIPTION

DATE: 05/03/18  
 SHEET NUMBER: FS138

FOODSERVICE EQUIPMENT VENTILATION CONNECTION PLAN





**James R. Childers  
Architect, Inc.**  
45 South 4th Street  
Fort Smith, AR 72901  
479-783-2480  
www.jrchildersarchitect.com

PROFESSIONAL SEAL:  
  
CONSULTANT LOGO:  
**HESMAN Group, LLC**  
7645 E. 63RD STREET  
SUITE 201  
TULSA, OKLAHOMA 74133

CLIENT:  
**CHEROKEE NATION  
Entertainment**  
**Cherokee  
CASINO**

CHEROKEE NATION ENTERTAINMENT  
**TALHEQUAH CASINO**  
TALHEQUAH, OKLAHOMA

CHEROKEE NATION ENTERTAINMENT  
**TALHEQUAH CASINO**  
TALHEQUAH, OKLAHOMA

PROJECT PHASE:  
**BID PACKAGE 5**

#	DATE	REVISIONS DESCRIPTION

DATE: 05/03/18  
JOB NUMBER: 17-06

SHEET NUMBER:  
**FS139**  
FOODSERVICE  
EQUIPMENT  
VENTILATION  
CONNECTION PLAN

REVISIONS		
DESCRIPTION	DATE	

**CAPTIVE**  
www.captiveaire.com  
Tulsa Office  
12101 East 5th Street, Suite 101A, Tulsa, OK 74146 PHONE: (918) 255-0281 FAX: (918) 227-5947 EMAIL: reg@captivair.com

Tahlequah Casino - Fine Dining Kitchen Hood  
TALHEQUAH, OK, 74464

DATE: 3/27/2018  
DWG.#: 3353008  
DRAWN BY: RJH-80  
SCALE: 3/4" = 1'-0"  
MASTER DRAWING  
**SHEET NO. 1**

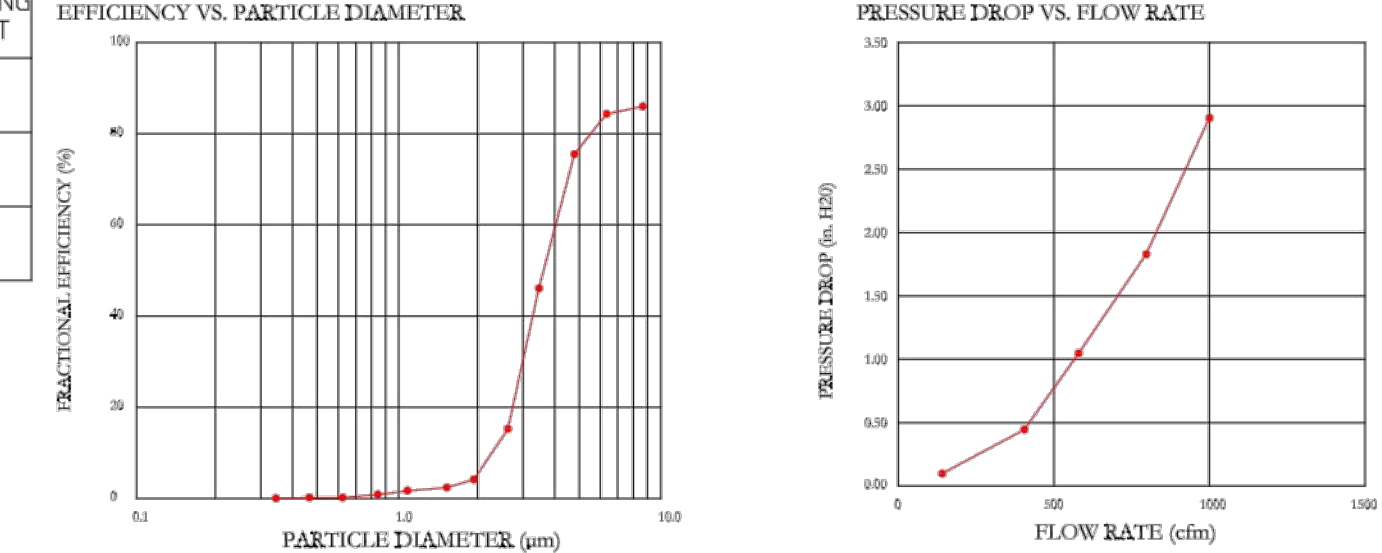
**SPECIFICATION: CAPTRATE® GREASE-STOP® SOLID FILTER**

THE CAPTRATE GREASE-STOP SOLID FILTER IS A SINGLE-STAGE FILTER FEATURING A UNIQUE S-BAFFLE DESIGN IN CONJUNCTION WITH A SLOTTED REAR BAFFLE DESIGN, TO DELIVER EXCEPTIONAL FILTRATION EFFICIENCY.

FILTER IS STAINLESS STEEL CONSTRUCTION, AND SIZED TO FIT INTO STANDARD 2-INCH DEEP HOOD CHANNEL(S).  
UNITS SHALL INCLUDE STAINLESS STEEL HANDLES AND A FASTENING DEVICE TO SECURE THE TWO COMPONENTS WHEN ASSEMBLED.

GREASE EXTRACTION EFFICIENCY PERFORMANCE SHALL REMOVE AT LEAST 75% OF GREASE PARTICLES FIVE MICRONS IN SIZE, AND 85% GREASE PARTICLES SEVEN MICRONS IN SIZE AND LARGER, WITH A CORRESPONDING PRESSURE DROP NOT TO EXCEED 1.0 INCHES OF WATER GAUGE.

THE CAPTRATE GREASE-STOP WAS TESTED TO ASTM STANDARD ASTM F2519-05.



CAPTIVE FILTERS ARE BUILT IN COMPLIANCE WITH:  
NFPA #96  
UL STANDARD #2  
UL STANDARD #1046  
INT. MECH. CODE (IMC)  
ULC-S649



**PATENT NUMBERS**  
AC-PSP (United States) - US Patent 7963830 B2  
AC-PSP Wall (Canada) - CA Patent 2820509  
AC-PSP Island (Canada) - CA Patent 2520330

**HOOD INFORMATION - Job#3353008**

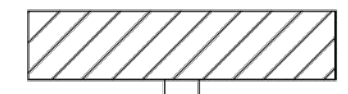
HOOD NO.	TAG	MODEL	LENGTH	MAX. COOKING TEMP.	EXHAUST PLENUM RISER(S)					TOTAL SUPPLY CFM	HOOD CONSTRUCTION	HOOD CONFIG.			
					WIDTH	LENG.	HEIGHT	DIA.	CFM			VEL.	S.P.	END TO END	ROW
1		6030 ND-2-PSP-F	14' 0"	600 Deg.	4200	10"	40"	4"	4200	1512	-1.082"	3360	304 SS 100%	LEFT	ALONE
2		6030 ND-2-PSP-F	9' 0"	600 Deg.	2250	10"	21"	4"	2250	1543	-0.734"	2002	304 SS 100%	RIGHT	ALONE
3		6030 ND-2-PSP-F	11' 6"	600 Deg.	2875	10"	27"	4"	2875	1533	-0.831"	2559	304 SS 100%	ALONE	ALONE

**HOOD INFORMATION**

HOOD NO.	TAG	FILTER(S)				LIGHT(S)				UTILITY CABINET(S)				FIRE SYSTEM PIPING	HOOD HANGING WGT
		TYPE	QTY	HEIGHT	LENGTH	EFFICIENCY @ 7 MICRONS	QTY	TYPE	WIRE GUARD	LOCATION	SIZE	FIRE SYSTEM TYPE	ELECTRICAL SIZE		
1		Captrate Solo Filter	10	20"	16"	85% See Filter Spec.	4	12" x 12" LED	NO					YES	992 LBS
2		Captrate Solo Filter	6	20"	16"	85% See Filter Spec.	3	12" x 12" LED	NO					YES	681 LBS
3		Captrate Solo Filter	8	20"	16"	85% See Filter Spec.	3	12" x 12" LED	NO					YES	807 LBS

**HOOD OPTIONS**

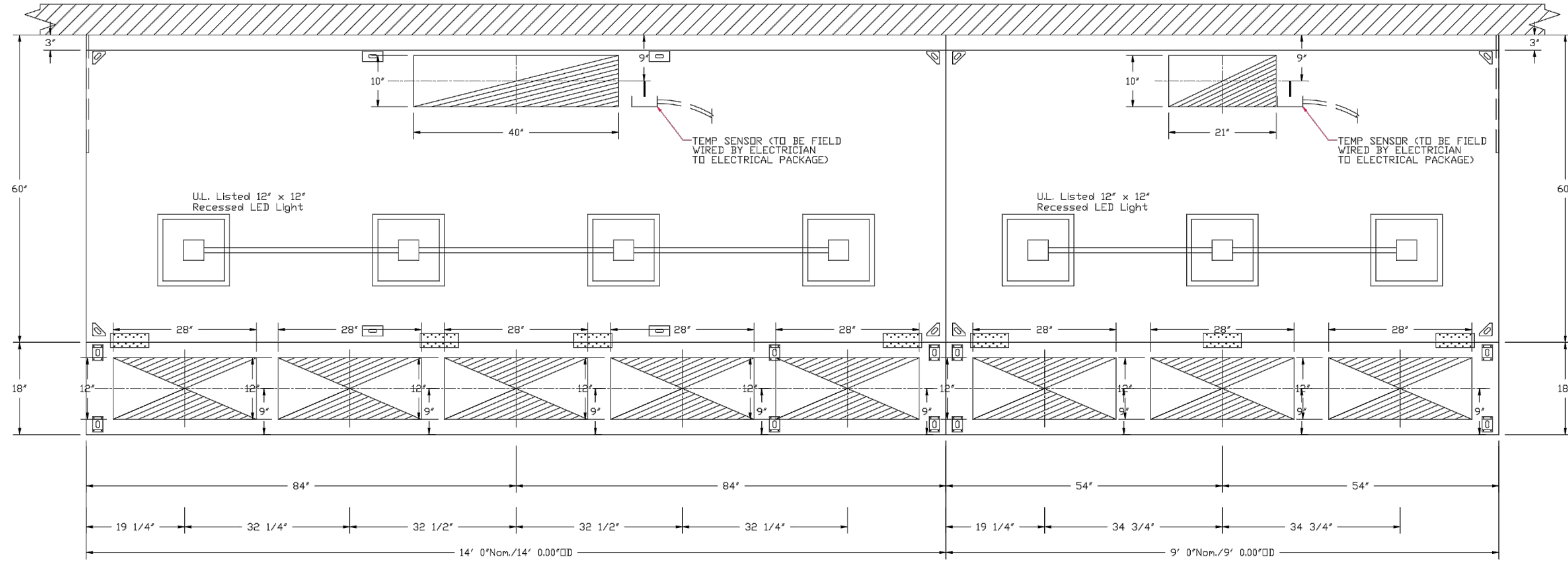
HOOD NO.	TAG	OPTION
1		FIELD WRAPPER 18.00' High Front, Left BACKSPLASH 128.00' High X 312.00' Long 304 SS Vertical LEFT QUARTER END PANEL 23' Top Width, 0' Bottom Width, 23' High 304 SS MIN 18 GAUGE HOOD SENSOR-CV
2		FIELD WRAPPER 18.00' High Front, Right RIGHT QUARTER END PANEL 23' Top Width, 0' Bottom Width, 23' High 304 SS MIN 18 GAUGE HOOD SENSOR-CV
3		FIELD WRAPPER 18.00' High Front, Left, Right BACKSPLASH 128.00' High X 174.00' Long 304 SS Vertical RIGHT QUARTER END PANEL 23' Top Width, 0' Bottom Width, 23' High 304 SS LEFT QUARTER END PANEL 23' Top Width, 0' Bottom Width, 23' High 304 SS MIN 18 GAUGE HOOD SENSOR-CV



ROOM TEMP SENSOR TO BE INSTALLED ON WALL BY ELECTRICIAN AND WIRED BY ELECTRICIAN INTO HOOD ELECTRICAL PACKAGE AS PER INSTALLATION DIAGRAM. INSTALL ON WALL WHERE IT WILL NOT BE AFFECTED BY ANY HEAT PRODUCING ITEMS.

**PERFORATED SUPPLY PLENUM(S)**

HOOD NO.	TAG	POS.	LENGTH	WIDTH	HEIGHT	TYPE	RISER(S)			
							WIDTH	LENG.	DIA.	CFM
1		Front	168"	18"	6"	MUA	12"	28"	672	0.172"
							12"	28"	672	0.172"
							12"	28"	672	0.172"
							12"	28"	672	0.172"
							12"	28"	672	0.172"
2		Front	108"	18"	6"	MUA	12"	28"	667	0.169"
							12"	28"	667	0.169"
							12"	24"	639	0.182"
3		Front	138"	18"	6"	MUA	12"	24"	639	0.182"
							12"	24"	639	0.182"
							12"	24"	639	0.182"



PLAN VIEW - Hood #1  
14' 0.00" LONG 6030ND-2-PSP-F  
NOTE: Additional hanging angles provided for hoods 12' and longer.

PLAN VIEW - Hood #2  
9' 0.00" LONG 6030ND-2-PSP-F

Continuous Capture

Hood No.	Location
1	Right
2	Left

CAPTIVE-AIRE HOODS ARE BUILT IN COMPLIANCE WITH  
NFPA #96  
UL 710 & ULC710 STANDARDS  
E.T.L. LISTED 3054804-001

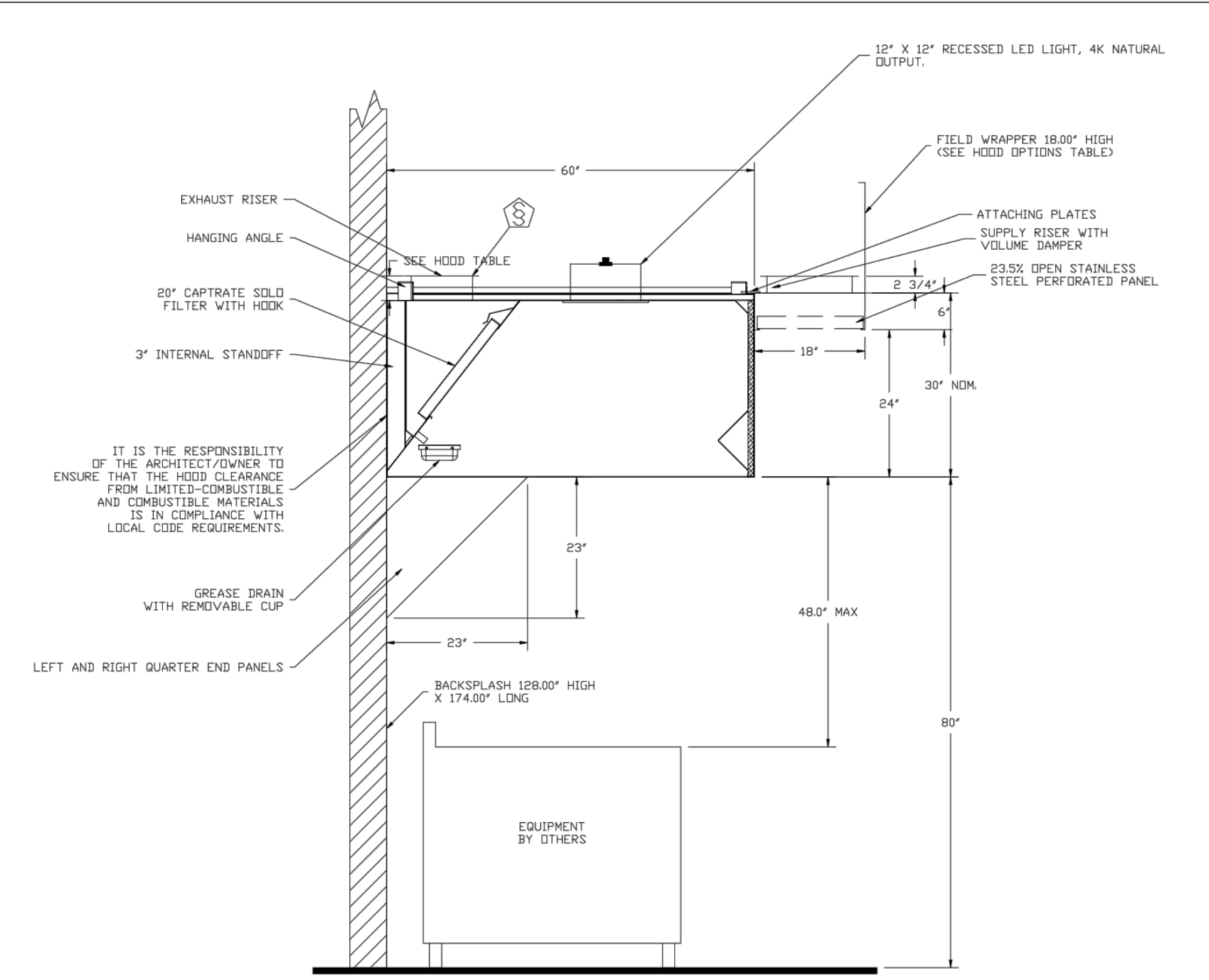
PROJECT NO. 0148  
1/8" = 1'-0"  
1/4" = 1'-0"  
3/8" = 1'-0"  
1/2" = 1'-0"  
3/4" = 1'-0"  
1" = 1'-0"  
1 1/4" = 1'-0"  
1 1/2" = 1'-0"  
1 3/4" = 1'-0"  
2" = 1'-0"  
2 1/4" = 1'-0"  
2 1/2" = 1'-0"  
2 3/4" = 1'-0"  
3" = 1'-0"  
3 1/4" = 1'-0"  
3 1/2" = 1'-0"  
3 3/4" = 1'-0"  
4" = 1'-0"  
4 1/4" = 1'-0"  
4 1/2" = 1'-0"  
4 3/4" = 1'-0"  
5" = 1'-0"  
5 1/4" = 1'-0"  
5 1/2" = 1'-0"  
5 3/4" = 1'-0"  
6" = 1'-0"  
6 1/4" = 1'-0"  
6 1/2" = 1'-0"  
6 3/4" = 1'-0"  
7" = 1'-0"  
7 1/4" = 1'-0"  
7 1/2" = 1'-0"  
7 3/4" = 1'-0"  
8" = 1'-0"  
8 1/4" = 1'-0"  
8 1/2" = 1'-0"  
8 3/4" = 1'-0"  
9" = 1'-0"  
9 1/4" = 1'-0"  
9 1/2" = 1'-0"  
9 3/4" = 1'-0"  
10" = 1'-0"  
10 1/4" = 1'-0"  
10 1/2" = 1'-0"  
10 3/4" = 1'-0"  
11" = 1'-0"  
11 1/4" = 1'-0"  
11 1/2" = 1'-0"  
11 3/4" = 1'-0"  
12" = 1'-0"  
12 1/4" = 1'-0"  
12 1/2" = 1'-0"  
12 3/4" = 1'-0"  
13" = 1'-0"  
13 1/4" = 1'-0"  
13 1/2" = 1'-0"  
13 3/4" = 1'-0"  
14" = 1'-0"  
14 1/4" = 1'-0"  
14 1/2" = 1'-0"  
14 3/4" = 1'-0"  
15" = 1'-0"  
15 1/4" = 1'-0"  
15 1/2" = 1'-0"  
15 3/4" = 1'-0"  
16" = 1'-0"  
16 1/4" = 1'-0"  
16 1/2" = 1'-0"  
16 3/4" = 1'-0"  
17" = 1'-0"  
17 1/4" = 1'-0"  
17 1/2" = 1'-0"  
17 3/4" = 1'-0"  
18" = 1'-0"  
18 1/4" = 1'-0"  
18 1/2" = 1'-0"  
18 3/4" = 1'-0"  
19" = 1'-0"  
19 1/4" = 1'-0"  
19 1/2" = 1'-0"  
19 3/4" = 1'-0"  
20" = 1'-0"



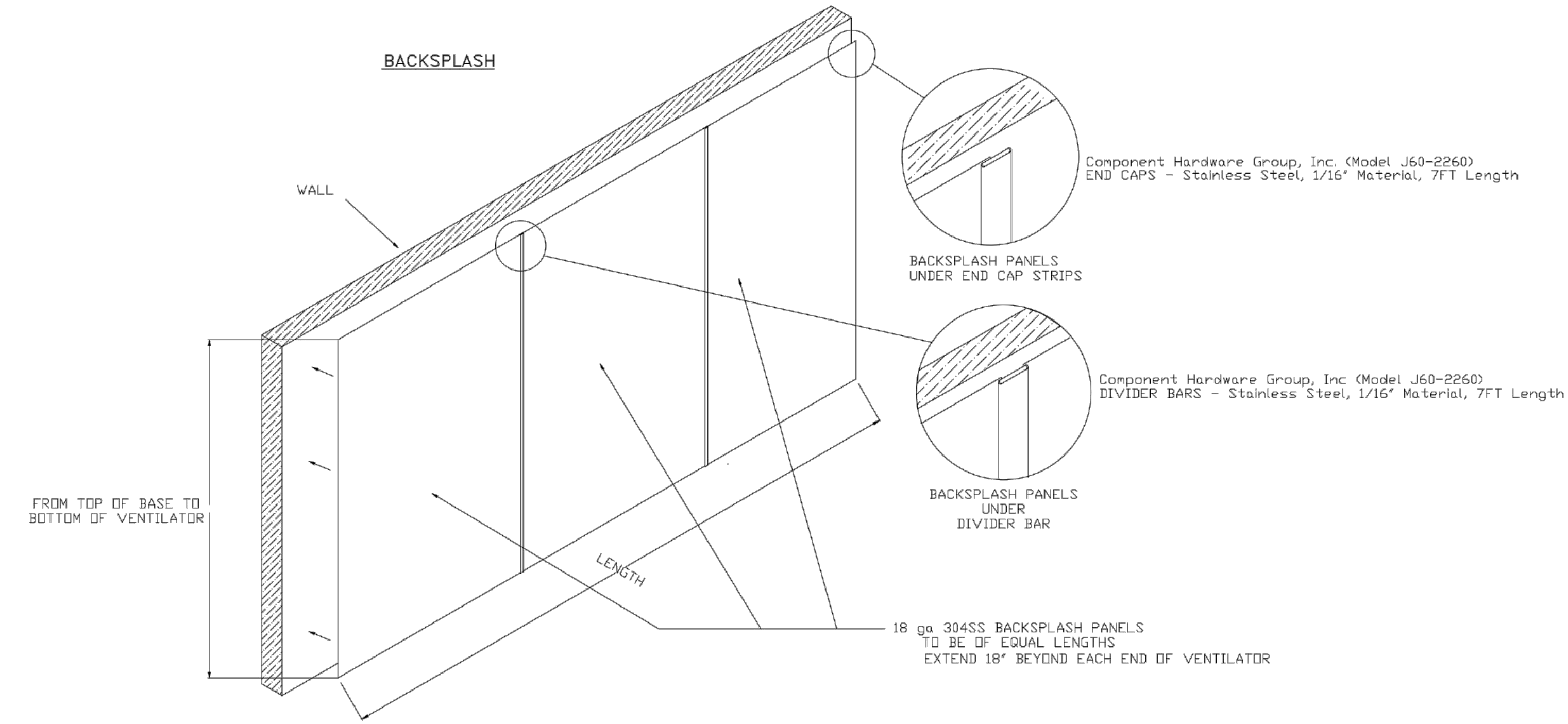




PROJECT NO. 0148  
 0 1/8" = 1'-0"  
 0 1/4" = 1'-0"  
 0 3/8" = 1'-0"  
 0 1/2" = 1'-0"  
 0 3/4" = 1'-0"  
 0 1" = 1'-0"  
 0 1 1/4" = 1'-0"  
 0 1 1/2" = 1'-0"  
 0 1 3/4" = 1'-0"  
 0 2" = 1'-0"  
 0 2 1/4" = 1'-0"  
 0 2 1/2" = 1'-0"  
 0 2 3/4" = 1'-0"  
 0 3" = 1'-0"  
 0 3 1/4" = 1'-0"  
 0 3 1/2" = 1'-0"  
 0 3 3/4" = 1'-0"  
 0 4" = 1'-0"  
 0 4 1/4" = 1'-0"  
 0 4 1/2" = 1'-0"  
 0 4 3/4" = 1'-0"  
 0 5" = 1'-0"  
 0 5 1/4" = 1'-0"  
 0 5 1/2" = 1'-0"  
 0 5 3/4" = 1'-0"  
 0 6" = 1'-0"  
 0 6 1/4" = 1'-0"  
 0 6 1/2" = 1'-0"  
 0 6 3/4" = 1'-0"  
 0 7" = 1'-0"  
 0 7 1/4" = 1'-0"  
 0 7 1/2" = 1'-0"  
 0 7 3/4" = 1'-0"  
 0 8" = 1'-0"  
 0 8 1/4" = 1'-0"  
 0 8 1/2" = 1'-0"  
 0 8 3/4" = 1'-0"  
 0 9" = 1'-0"  
 0 9 1/4" = 1'-0"  
 0 9 1/2" = 1'-0"  
 0 9 3/4" = 1'-0"  
 0 10" = 1'-0"  
 0 10 1/4" = 1'-0"  
 0 10 1/2" = 1'-0"  
 0 10 3/4" = 1'-0"  
 0 11" = 1'-0"  
 0 11 1/4" = 1'-0"  
 0 11 1/2" = 1'-0"  
 0 11 3/4" = 1'-0"  
 0 12" = 1'-0"  
 0 12 1/4" = 1'-0"  
 0 12 1/2" = 1'-0"  
 0 12 3/4" = 1'-0"  
 0 13" = 1'-0"  
 0 13 1/4" = 1'-0"  
 0 13 1/2" = 1'-0"  
 0 13 3/4" = 1'-0"  
 0 14" = 1'-0"  
 0 14 1/4" = 1'-0"  
 0 14 1/2" = 1'-0"  
 0 14 3/4" = 1'-0"  
 0 15" = 1'-0"  
 0 15 1/4" = 1'-0"  
 0 15 1/2" = 1'-0"  
 0 15 3/4" = 1'-0"  
 0 16" = 1'-0"  
 0 16 1/4" = 1'-0"  
 0 16 1/2" = 1'-0"  
 0 16 3/4" = 1'-0"  
 0 17" = 1'-0"  
 0 17 1/4" = 1'-0"  
 0 17 1/2" = 1'-0"  
 0 17 3/4" = 1'-0"  
 0 18" = 1'-0"  
 0 18 1/4" = 1'-0"  
 0 18 1/2" = 1'-0"  
 0 18 3/4" = 1'-0"  
 0 19" = 1'-0"  
 0 19 1/4" = 1'-0"  
 0 19 1/2" = 1'-0"  
 0 19 3/4" = 1'-0"  
 0 20" = 1'-0"



SECTION VIEW - MODEL 6030ND-2-PSP-F  
 HOOD - #3




REVISIONS	
DESCRIPTION	DATE

**CAPTIVE**  
 www.captiveaire.com  
 Tulsa Office  
 12101 East 5th Street, Suite 101A, Tulsa, OK 74146 PHONE: (918) 255-0281 FAX: (918) 227-5947 EMAIL: reg@captivaire.com

Tahlequah Casino - Fine Dining Kitchen Hood  
 TAHLEQUAH, OK, 74464

DATE: 3/27/2018  
 DWG.#: 3353008  
 DRAWN BY: RJH-80  
 SCALE: 3/4" = 1'-0"  
**MASTER DRAWING**

**SHEET NO.**  
 3



**James R. Childers Architect, Inc.**  
 45 South 4th Street  
 Fort Smith, AR 72901  
 478-783-2490  
 www.childersarchitect.com

PROFESSIONAL SEAL:

CONSULTANT LOGO:  
**HESMAN Group, LLC**  
 7646 E. 63RD STREET  
 SUITE 201  
 TULSA, OKLAHOMA 74133



CHEROKEE NATION ENTERTAINMENT  
**TAHLEQUAH CASINO**  
 TAHLEQUAH, OKLAHOMA

PROJECT PHASE  
 BID PACKAGE 5

#	DATE	DESCRIPTION

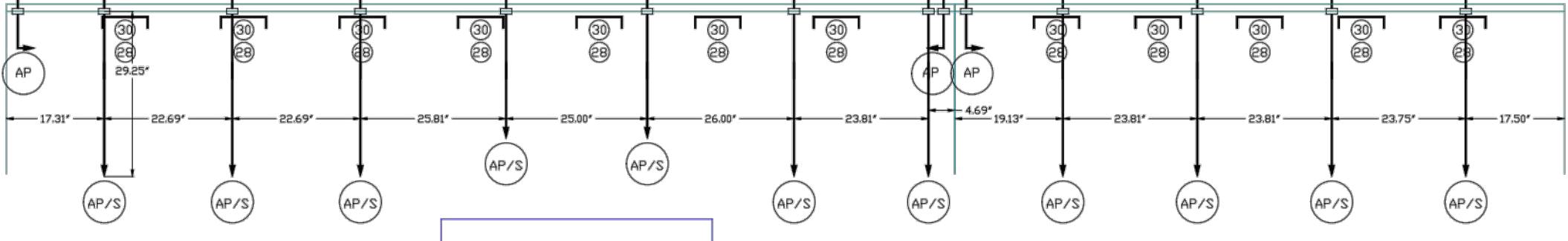
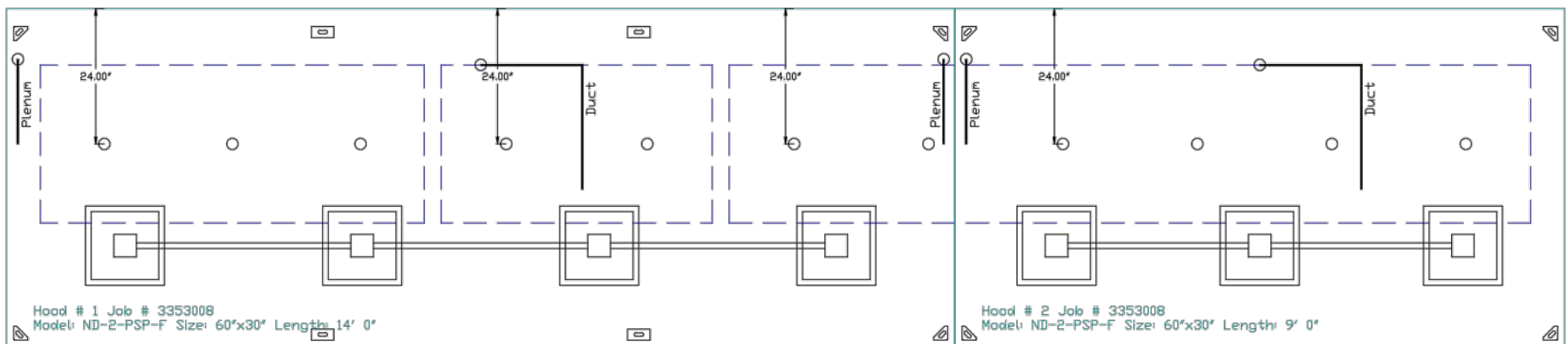
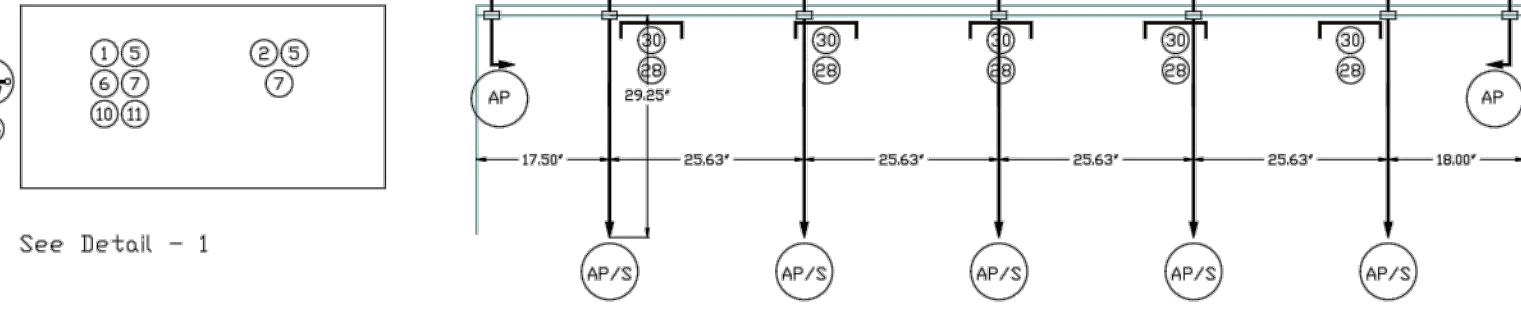
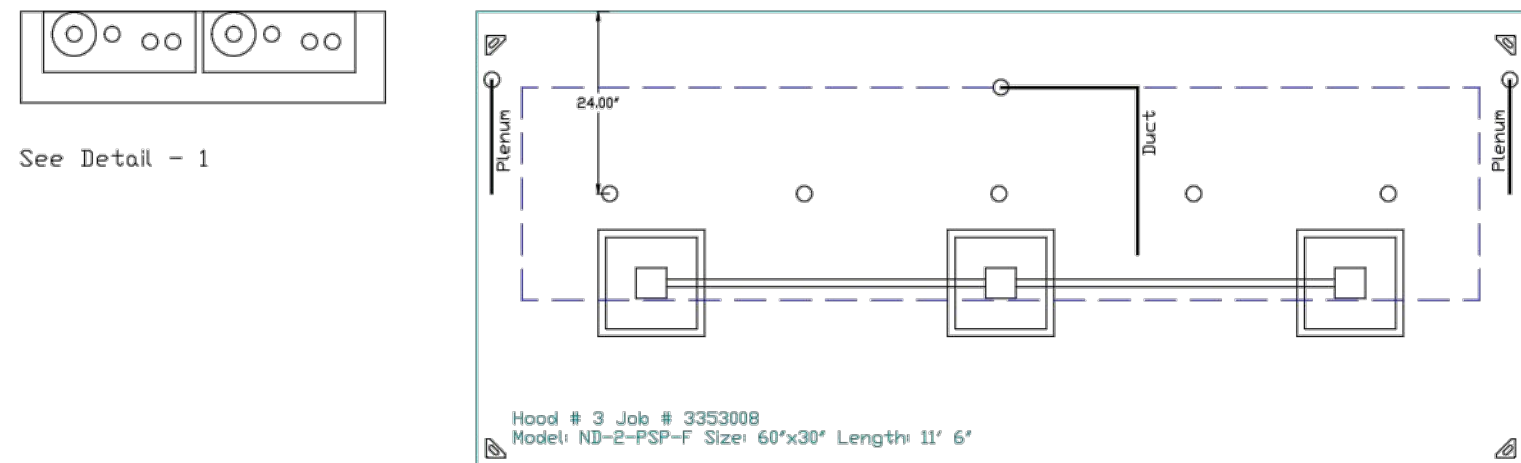
DATE: 05/03/18 JOB NUMBER: 17-06  
 SHEET NUMBER: **FS141**  
 FOODSERVICE EQUIPMENT VENTILATION CONNECTION PLAN







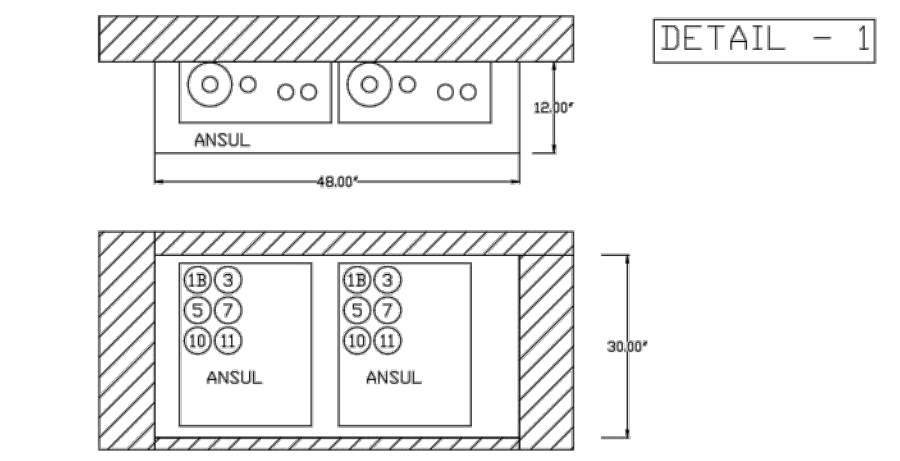
PROJECT NO. 0148  
 1/8" = 1'-0"  
 1/4" = 1'-0"  
 3/8" = 1'-0"  
 1/2" = 1'-0"  
 3/4" = 1'-0"  
 1" = 1'-0"  
 1 1/2" = 1'-0"  
 2" = 1'-0"  
 3" = 1'-0"  
 4" = 1'-0"  
 6" = 1'-0"  
 8" = 1'-0"  
 12" = 1'-0"



- NOTES**
- FIELD PIPE DROPS AS SHOWN
  - SLEEVING, ELBOWS, TEES, AND NOZZLES SUPPLIED BY CAS
  - RELOCATE NOZZLES IF FLOW PATTERN IS BLOCKED BY SHELVING, SALAMANDERS, ETC.
  - MAXIMUM 9 ELBOWS IN SUPPLY LINE.
  - MINIMUM 72 INCHES OF AGENT LINE FROM TANK TO FIRST NOZZLE.
  - IF APPLICABLE, PRE-PIPED CHARBOLLER DROPS ARE SHIPPED LOOSE.
  - FACTORY PIPING EXTENDS A MAXIMUM OF 6" ABOVE THE TOP OF THE HOOD.
  - APPLIANCE DIMENSIONS LISTED REPRESENT THE COOKING SURFACE SIZE, NOT THE OVERALL APPLIANCE SIZE.
  - THIS FIRE SYSTEM COMPLIES WITH UL 300 REQUIREMENTS

Job #: 3353008  
 Job Name: Tahlequah Casino - Fine Dining Kitchen Hood  
 Drawn By:  
 System Size: PIRANHA-13/13-VC Total FP required: 24  
 Hood # 1 14' 0.00" Long x 60" Wide x 30" High  
 Riser # 1 Size: 10" x 40"  
 Hood # 1 Metal Blow-Off Caps Included.  
 Hood # 2 9' 0.00" Long x 60" Wide x 30" High  
 Riser # 1 Size: 10" x 24"  
 Hood # 2 Metal Blow-Off Caps Included.  
 Hood # 3 11' 6.00" Long x 60" Wide x 30" High  
 Riser # 1 Size: 10" x 27"  
 Hood # 3 Metal Blow-Off Caps Included.

- LEGEND - ANSUL PIRANHA SYSTEM**
- PIRANHA MECHANICAL REGULATED RELEASE ASSEMBLY
  - PIRANHA REGULATED ACTUATOR ASSEMBLY
  - PIRANHA 7 TANK (1.5 GALLON)
  - PIRANHA 10 TANK (2.25 GALLON)
  - PIRANHA 13 TANK (3.0 GALLON)
  - PRX LIQUID FIRE SUPPRESSANT
  - LT-30-R NITROGEN CARTRIDGE
  - LT-20-R NITROGEN CARTRIDGE
  - DOUBLE TANK CARTRIDGE
  - TEST LINK
  - DOUBLE MICROSWITCH
  - DUCT NOZZLE
  - APPLIANCE/PLENUM NOZZLE
  - APPLIANCE/PLENUM NOZZLE WITH SWIVEL ADAPTOR
  - DETECTOR BRACKET
  - LOW TEMP FUSIBLE LINK
  - HIGH TEMP FUSIBLE LINK
  - MECHANICAL GAS VALVE
  - ELECTRICAL GAS VALVE
  - REMOTE MANUAL PULL STATION

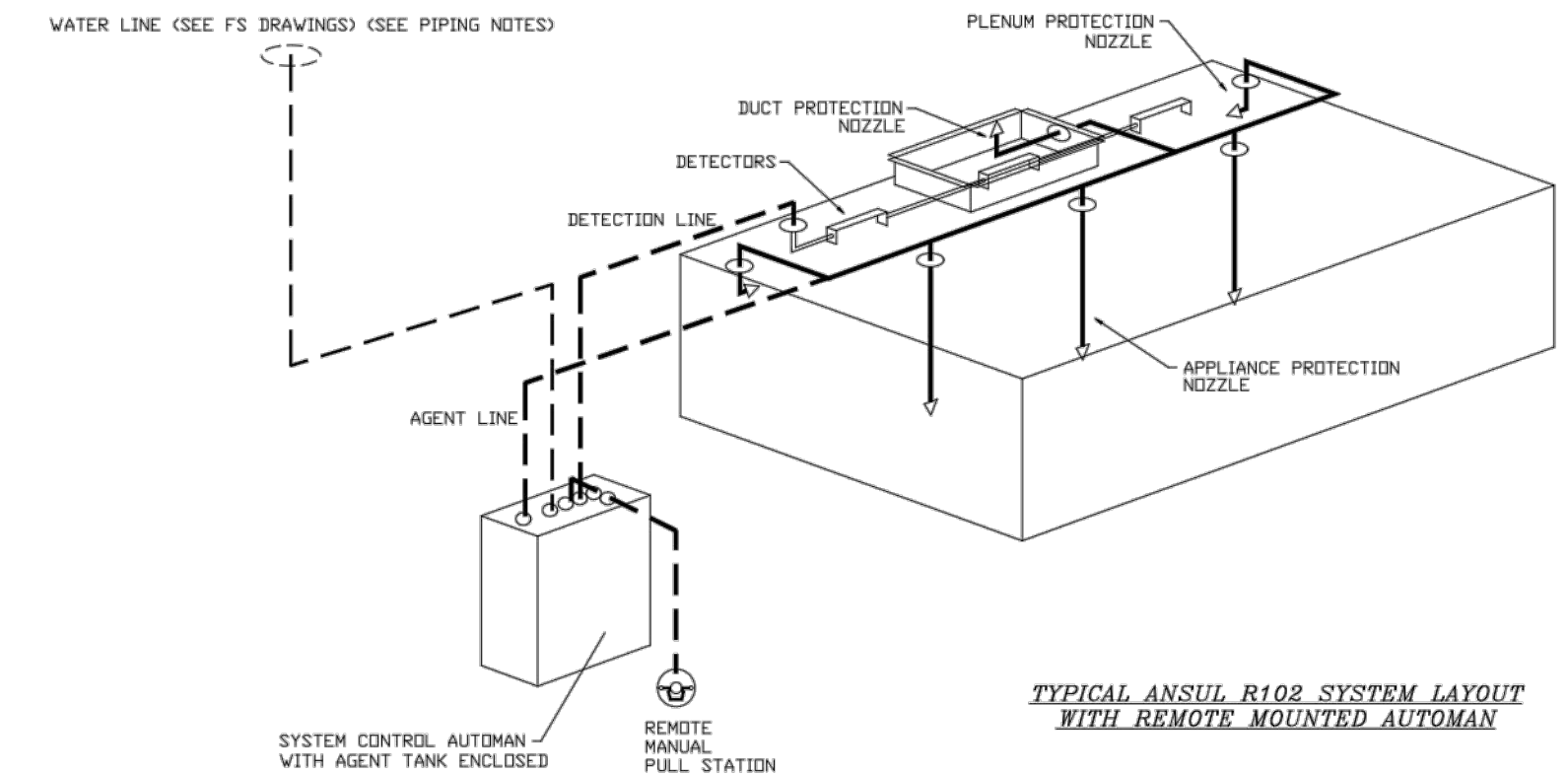


**Fire System Information - Job#3353008**

FIRE SYSTEM NO.	Tag	TYPE	SIZE	FLOW POINTS	SYSTEM	LOCATION ON HOOD
1		Ansul Piranha	13/13	26	Wall Utility Cabinet Left	N/A

**Fire System Parts List Key**

FIRE SYSTEM NO.	TAG	KEY NUMBER - PART DESCRIPTION	QTY. BY FACTORY	QTY. BY DIST.
0	-	CBI-146 Chrome Plated Pipe Nipple 3/8" NPT 60 inches Long	4	0
0	-	HESE HOSE - Stainless Steel Actuation Hose, 42'	1	0
0	-	METALCAP-CB BLOWOFF CAP - Metal	26	0
1	-	P-MRR-DEM REGULATED RELEASE - Ansul Autonom Mechanical Regulated Release, (DEM, PIRANHA) (426359) Cartridge Detection Included	1	0
2	-	P-RA-DEM ACTUATOR - Regulated, PIRANHA GL/ULC, DEM (426640)	1	0
5	-	P-13 TANK - 3.0 Gallon Stainless Steel Tank Assembly (PIRANHA-13)	2	0
6	-	PRX LIQUID AGENT PRX GAS NEBULIZED (Not stocked - Lead Time One Week)	0	1
7	-	LT-30-R LT-30-R CARTRIDGE	0	2
10	-	TLINK TEST LINK (1 test link)	0	1
11	-	MICRO-SDA MICROSWITCH KIT- Includes 2 switches and Mounting Hardware Single Dual Electric Switch, One Standard Switch, One Alarm Bury Switch 437355	1	0
15	-	423572 SWIVEL ADAPTOR (419385) Ansul Part # 423572, Macola 13-423572	18	0
17	-	426492 NOZZLE - DL Nozzle, Duct/Low Proximity, Piranha (Replaces ANSUL Part# 426492)	3	0
18	-	423482 NOZZLE - AP Nozzle, Appliance/Plenum, Piranha (Replaces ANSUL Part# 423482)	23	0
25	-	QSA-3/8 OJIK SEAL - 3/8" GL3	24	0
27	-	QPSA-1/2 PULLEY SEAL - 1/2" Hood Seal GL3	7	0
28	-	S-BET SERIES DETECTOR SCISSOR LINKAGE NEW#435547/435548 GLD#417369/434480	17	0
30	-	ANS-500FL FUSIBLE LINK - 500deg F, R-102 and PIRANHA, Ansul Part # 439232	17	0
34	-	RPS-A REMOTE PULL STATION - Aluminum (with 30ft wire rope) Part# 5401 (Old Macola #06-5401/439960)	1	0
35	-	PE-LT LOW TEMP PULLEY ELBOW	5	10
36	-	PE-HT HIGH TEMP PULLEY ELBOW (423250)	6	0
38	-	ELB-90 3/8" CHROME PLATED ELBOW - 90 DEG	10	0
40	-	TEE 3/8" CHROME PLATED TEE	2	0



- PIPING NOTES**
- BY AUTHORIZED ANSUL DISTRIBUTOR: FIELD PIPE DROPS AS SHOWN
  - BY AUTHORIZED ANSUL DISTRIBUTOR: SLEEVING, ELBOWS, TEES, AND NOZZLES SUPPLIED BY FACTORY
  - BY AUTHORIZED ANSUL DISTRIBUTOR: RELOCATE NOZZLES IF FLOW PATTERN IS BLOCKED BY SHELVING, SALAMANDERS, CHEESEGRATER, ETC.
  - ALLOW CLEARANCE FOR PIPING WHICH EXTENDS 6" ABOVE TOP OF HOOD
  - ALL PIPING IS 3/4" SCHEDULE 40, BLACK IRON
  - STAINLESS STEEL SLEEVING AND CHROME FITTINGS WHERE EXPOSED
  - BY AUTHORIZED ANSUL DISTRIBUTOR: DETECTION LINE, FIELD PIPING BETWEEN HOODS AND WALL MOUNTED TANKS
  - BY AUTHORIZED ANSUL DISTRIBUTOR: FINAL FIELD HOOK-UP INCLUDING PERMIT, TEST, AND CERTIFICATION
  - BY PLUMBING CONTRACTOR: THE WATER FLOW VALVE LOCATED WITH EACH FIRE SYSTEM TANK MUST BE CONNECTED TO THE BUILDING'S POTABLE WATER SUPPLY BY A WATERLINE SIZED TO PROVIDE SIMULTANEOUS FLOWING WATER PRESSURE BETWEEN 30 AND 100 PSI AT THE WATER VALVE LOCATED WITH EACH TANK WHEN THE LINE IS TESTED BY THE AUTHORIZED ANSUL DISTRIBUTOR. THE MINIMUM WATERLINE SIZE FOR A ONE (1) TANK SYSTEM IS 3/4", THE MINIMUM WATERLINE SIZE FOR TWO (2) OR MORE TANK SYSTEM IS 1". THE WATERLINE SHOULD BE SIZED TO PROVIDE A WATER FLOW OF 100PM PER TANK. THE PLUMBING CONTRACTOR MUST VERIFY THAT THE SIZE IS ADEQUATE TO ENSURE PROPER WATER PRESSURE WHEN TESTED. THE WATERLINE MUST BE DEDICATED TO THE PIRANHA SYSTEM. THE WATERLINE MUST INCLUDE A SINGLE FULL FLOW, INDICATING LOCKED-OPEN, TAMPERPROOF SHUT-OFF VALVE (PROVIDED BY THE PLUMBING CONTRACTOR), AND MUST BE CONNECTED TO THE POTABLE WATER SUPPLY LINE IMMEDIATELY DOWNSTREAM FROM THE MAIN SHUT-OFF VALVE.


**REVISIONS**

DESCRIPTION	DATE

**DATE:** 3/27/2018  
**DWG.#:** 3353008  
**DRAWN BY:** RJH-80  
**SCALE:** 1/2" = 1'-0"  
**MASTER DRAWING**

**SHEET NO.**  
5

Tahlequah Casino - Fine Dining Kitchen Hood  
 TAHLEQUAH, OK, 74464



**James R. Childers Architect, Inc.**  
 45 South 4th Street  
 Fort Smith, AR 72901  
 478-783-2480  
 www.jrchidarchitect.com

PROFESSIONAL SEAL

CONSULTANT LOGO:  
**HESMAN Group, LLC**  
 7646 E. 63RD STREET  
 SUITE 201  
 TULSA, OKLAHOMA 74133

CLIENT:  
**CHEROKEE NATION Entertainment**



CHEROKEE NATION ENTERTAINMENT  
 TAHLEQUAH CASINO  
 TAHLEQUAH, OKLAHOMA

PROJECT PHASE  
 BID PACKAGE 5

**REVISIONS**


#	DATE	DESCRIPTION

DATE: 05/03/18  
 JOB NUMBER: 17-06

SHEET NUMBER:  
**FS143**

FOODSERVICE EQUIPMENT VENTILATION CONNECTION PLAN





James R. Childers  
Architect, Inc.

45 South 4th Street  
Fort Smith, AR 72901  
478-783-2480  
www.jrchildersarchitect.com

PROFESSIONAL SEAL:

CONSULTANT LOGO:

HESMAN Group, LLC  
7645 E. 69th STREET  
SUITE 201  
TULSA, OKLAHOMA 74133

CLIENT:  
CHEROKEE NATION  
Entertainment



CHEROKEE NATION ENTERTAINMENT  
TAHLEQUAH CASINO  
TAHLEQUAH, OKLAHOMA

PROJECT PHASE:  
BID PACKAGE 5

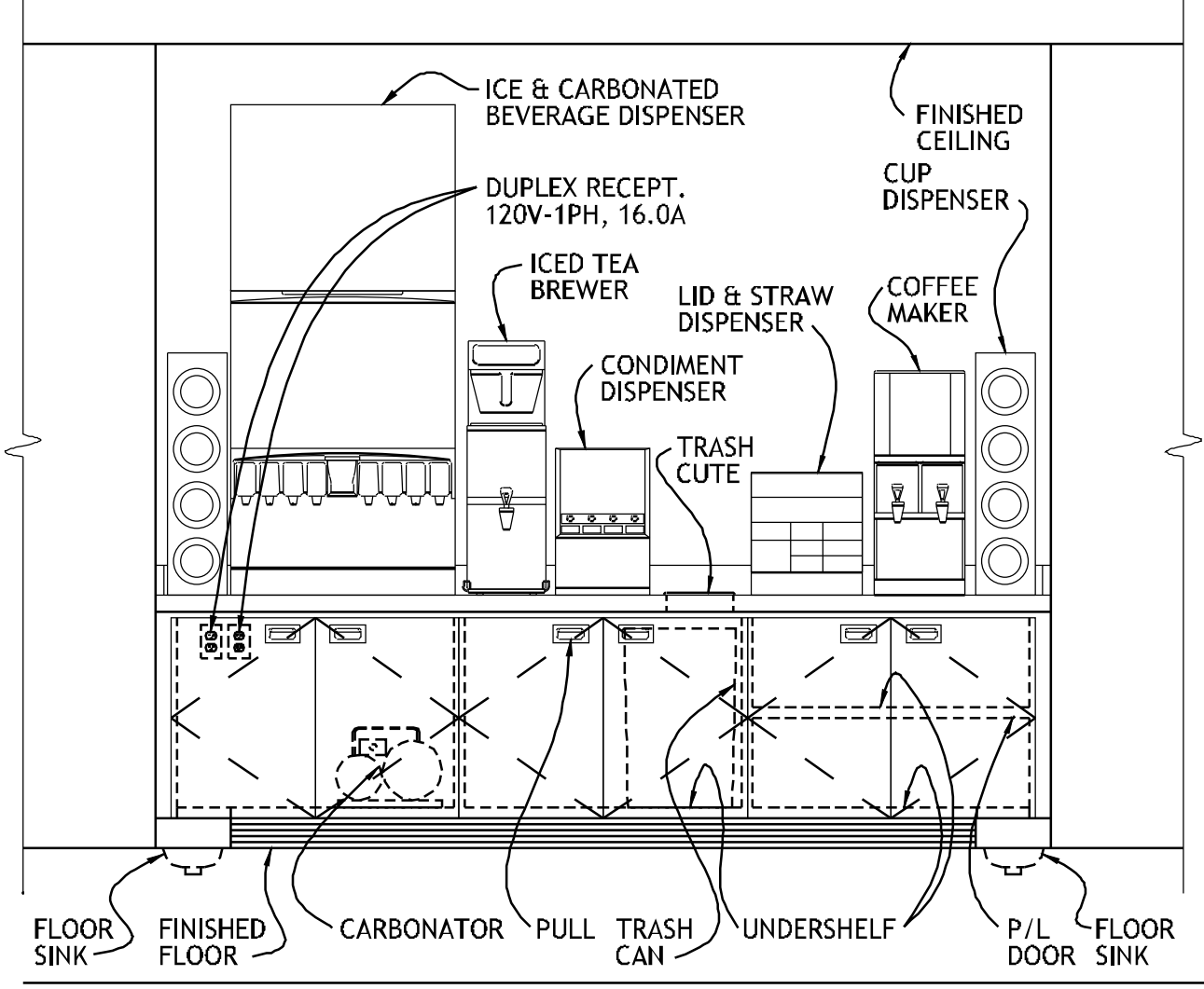
#	DATE	REVISIONS DESCRIPTION

DATE: 05/03/18 JOB NUMBER: 17-06

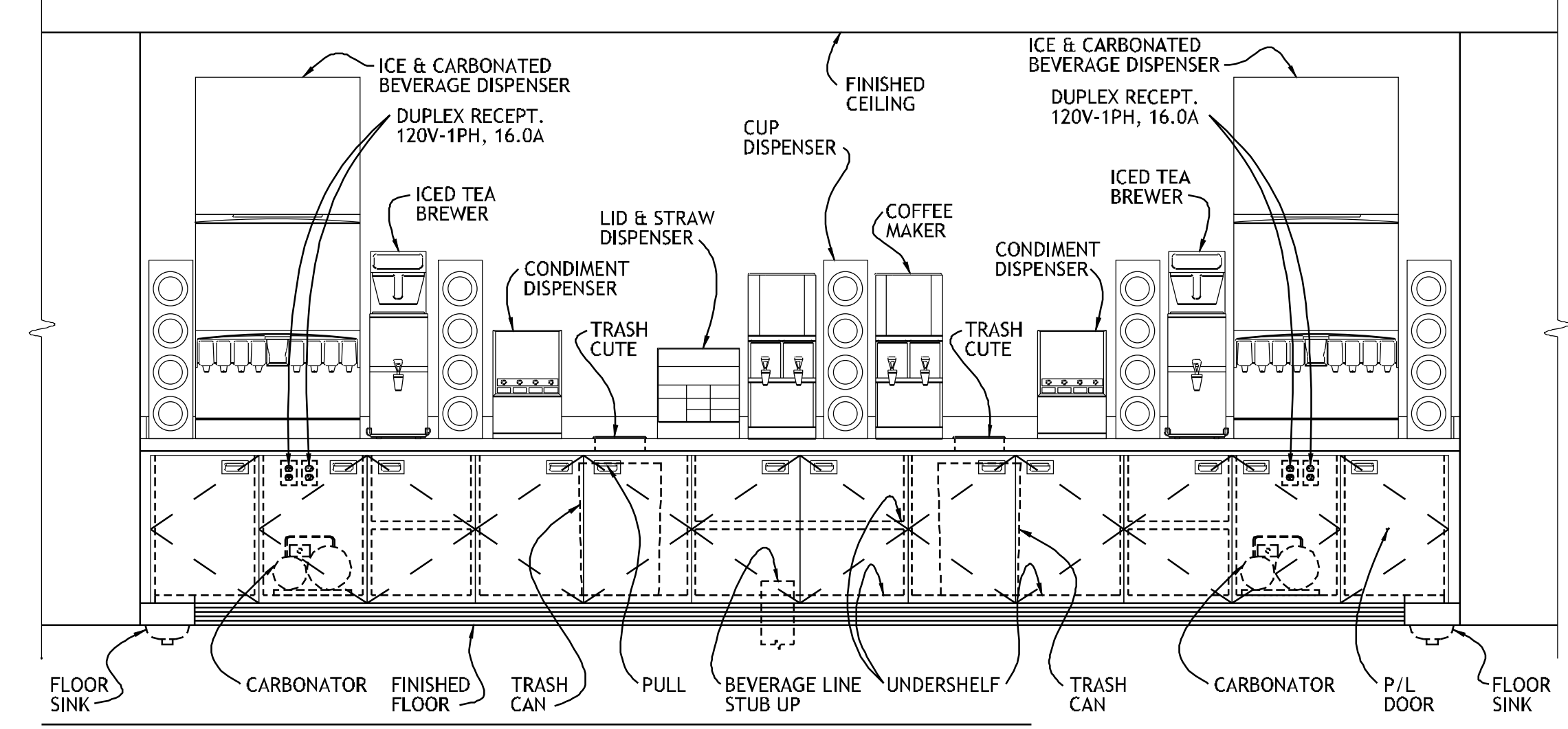
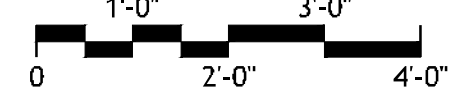
SHEET NUMBER: FS201

FOODSERVICE  
EQUIPMENT  
ELEVATIONS

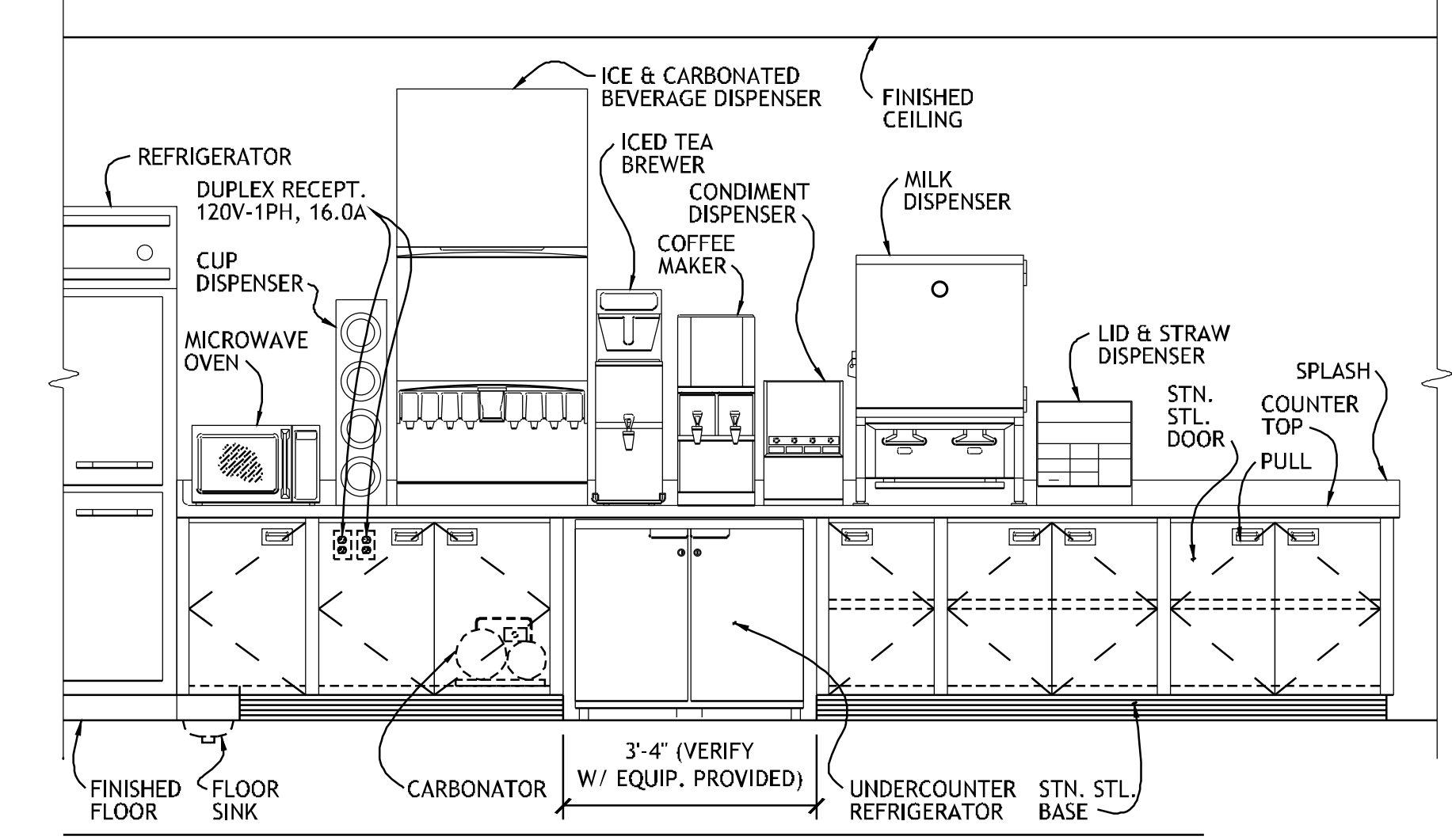
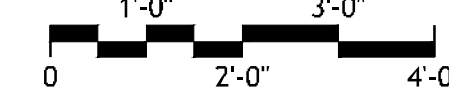
PROJECT NO. 0148  
1/2" = 1'-0"  
3/4" = 1'-0"  
1" = 1'-0"  
1 1/2" = 1'-0"  
2" = 1'-0"  
3" = 1'-0"  
4" = 1'-0"  
6" = 1'-0"  
8" = 1'-0"  
12" = 1'-0"  
18" = 1'-0"  
24" = 1'-0"  
30" = 1'-0"  
36" = 1'-0"  
42" = 1'-0"  
48" = 1'-0"  
54" = 1'-0"  
60" = 1'-0"  
66" = 1'-0"  
72" = 1'-0"  
78" = 1'-0"  
84" = 1'-0"  
90" = 1'-0"  
96" = 1'-0"  
102" = 1'-0"  
108" = 1'-0"  
114" = 1'-0"  
120" = 1'-0"  
126" = 1'-0"  
132" = 1'-0"  
138" = 1'-0"  
144" = 1'-0"  
150" = 1'-0"  
156" = 1'-0"  
162" = 1'-0"  
168" = 1'-0"  
174" = 1'-0"  
180" = 1'-0"  
186" = 1'-0"  
192" = 1'-0"  
198" = 1'-0"  
204" = 1'-0"  
210" = 1'-0"  
216" = 1'-0"  
222" = 1'-0"  
228" = 1'-0"  
234" = 1'-0"  
240" = 1'-0"  
246" = 1'-0"  
252" = 1'-0"  
258" = 1'-0"  
264" = 1'-0"  
270" = 1'-0"  
276" = 1'-0"  
282" = 1'-0"  
288" = 1'-0"  
294" = 1'-0"  
300" = 1'-0"



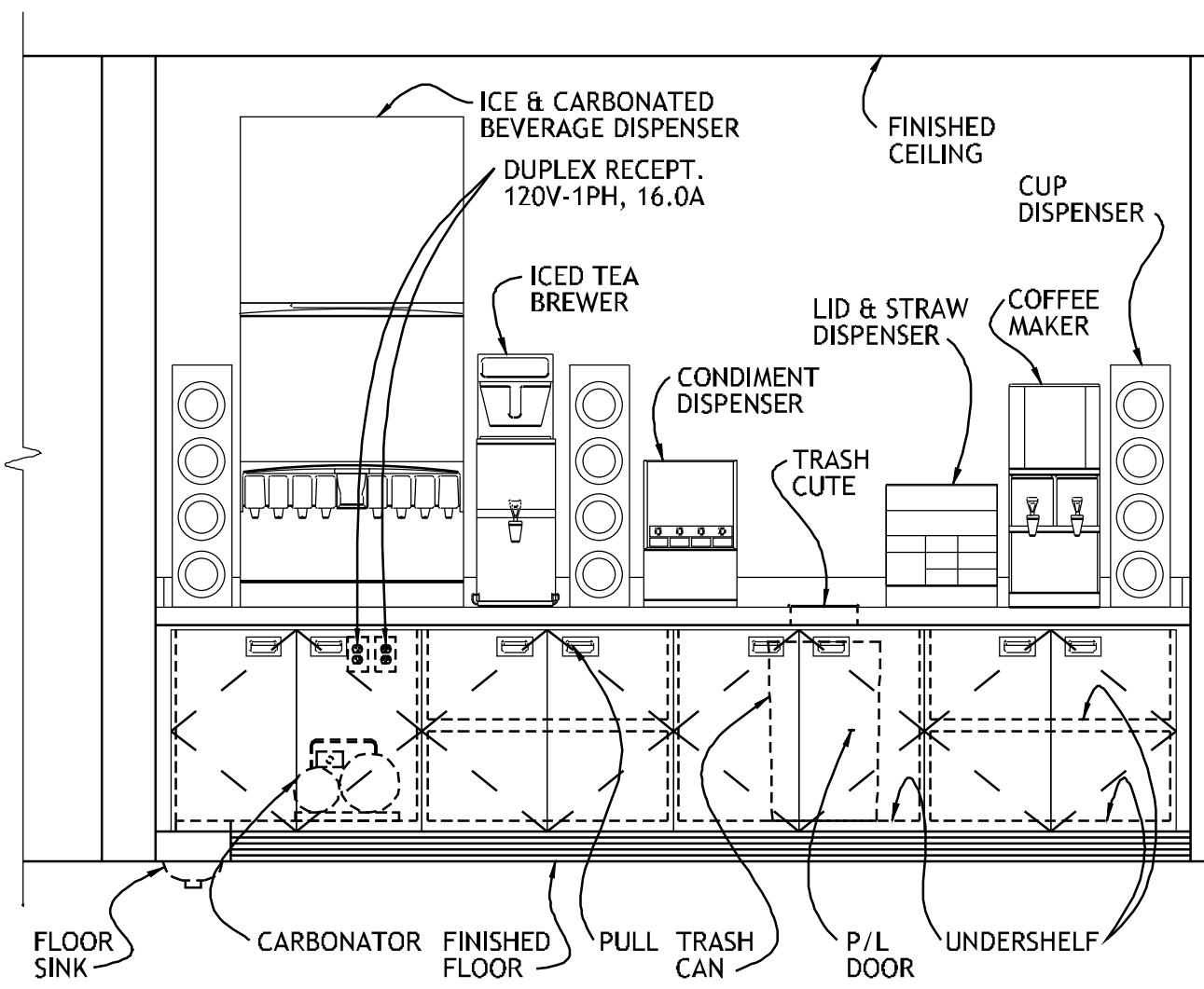
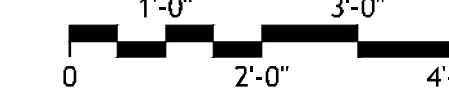
1 ELEVATION



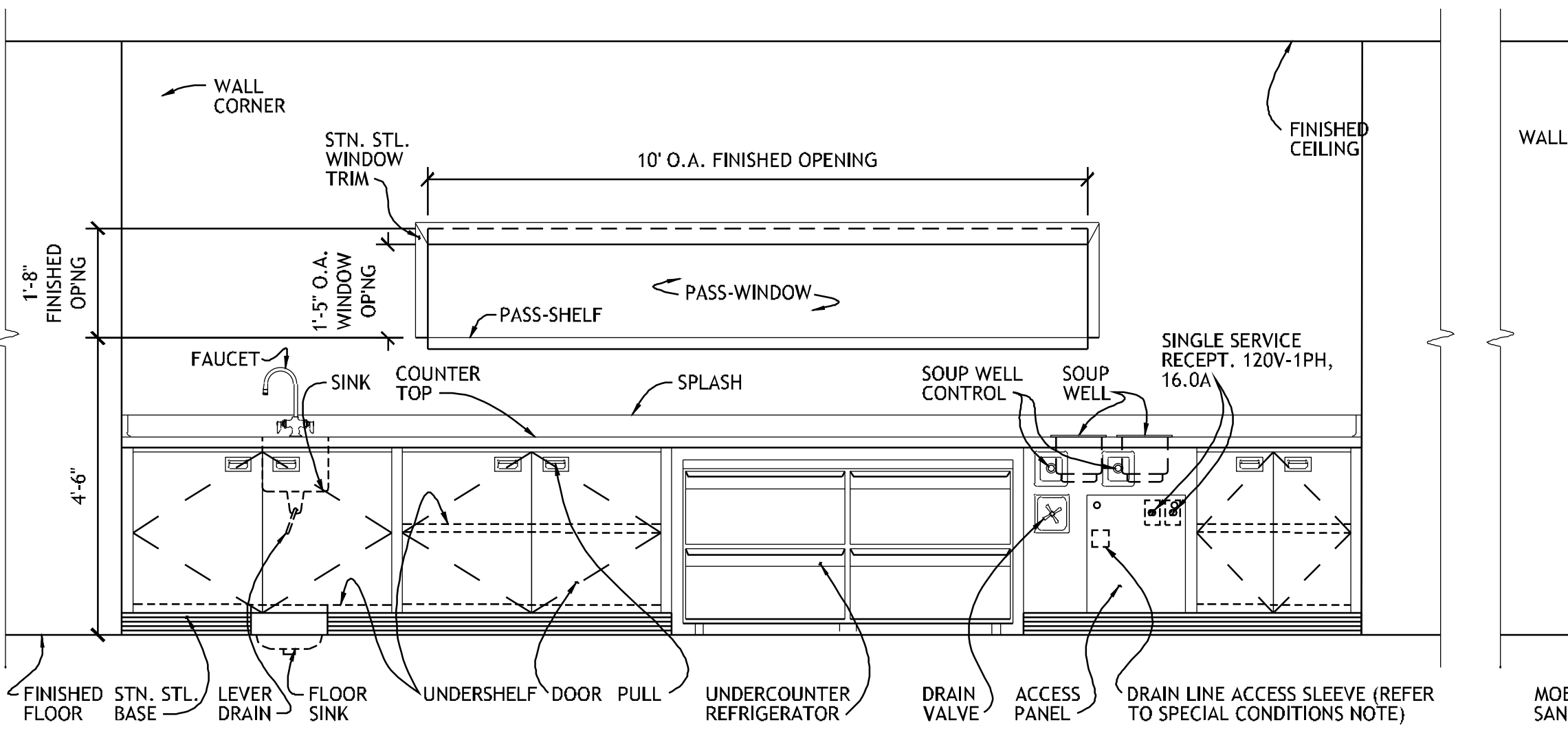
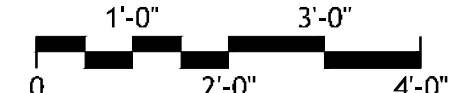
2 ELEVATION



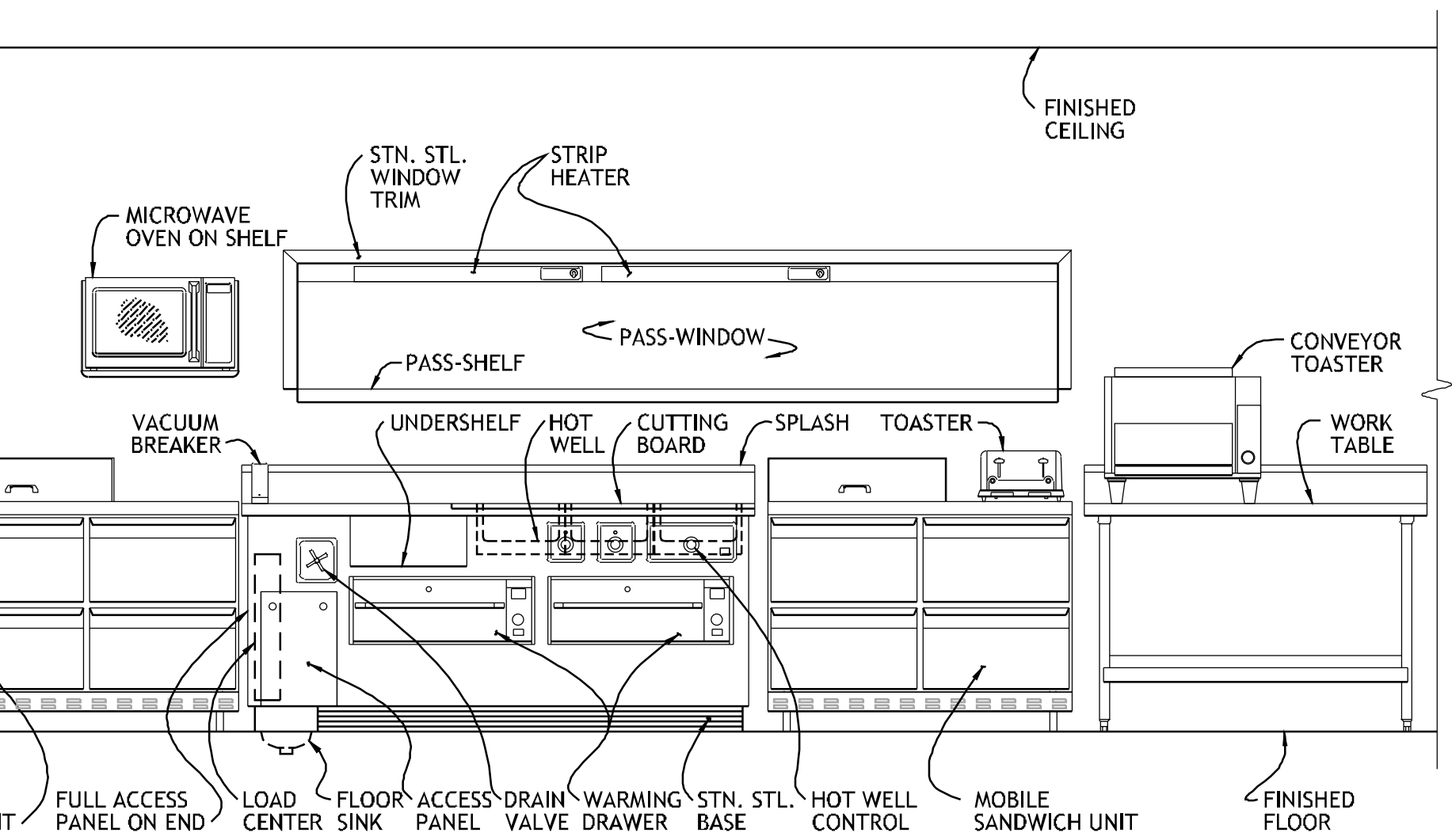
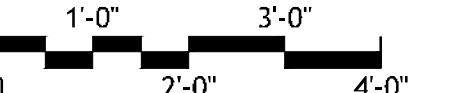
3 ELEVATION



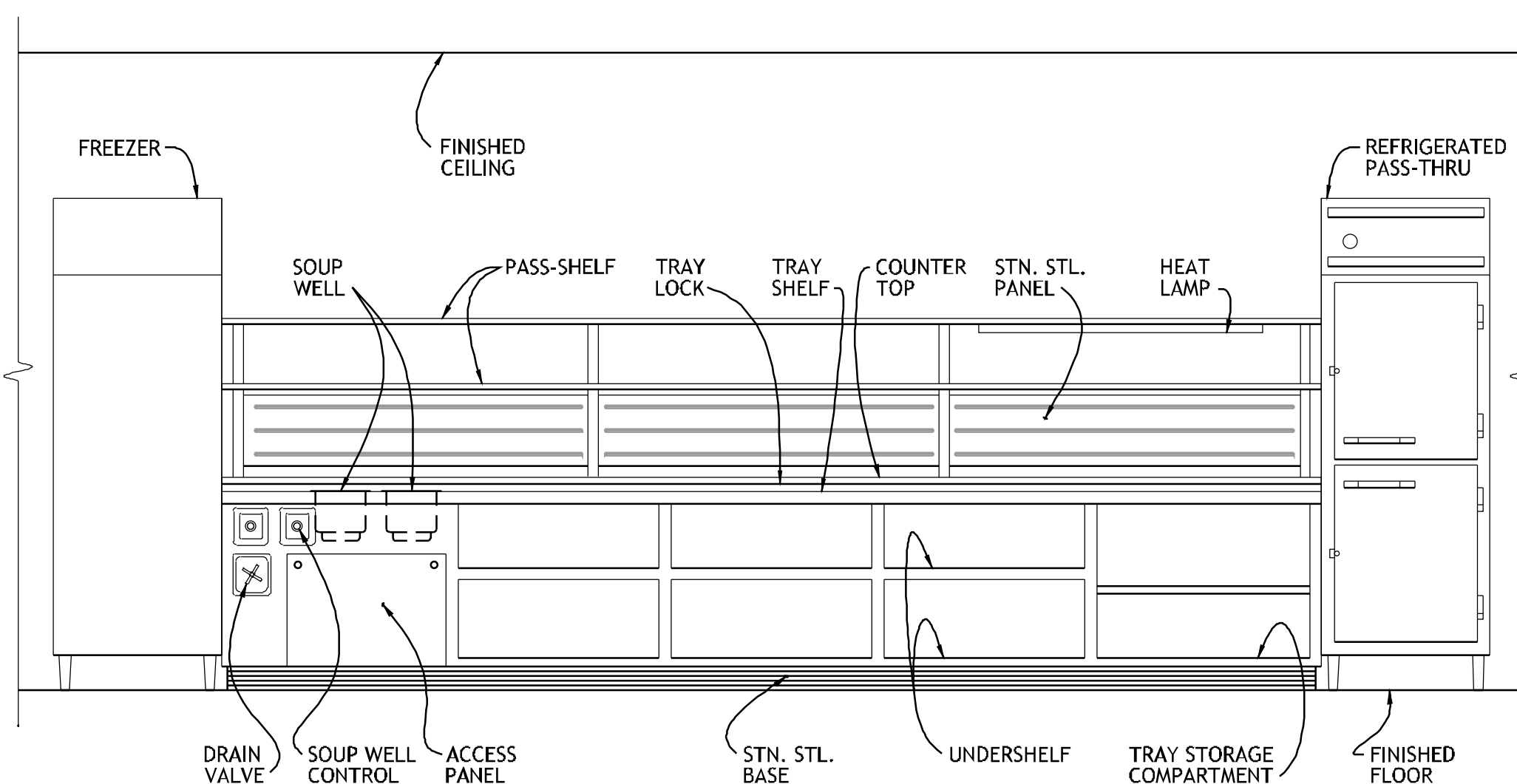
4 ELEVATION



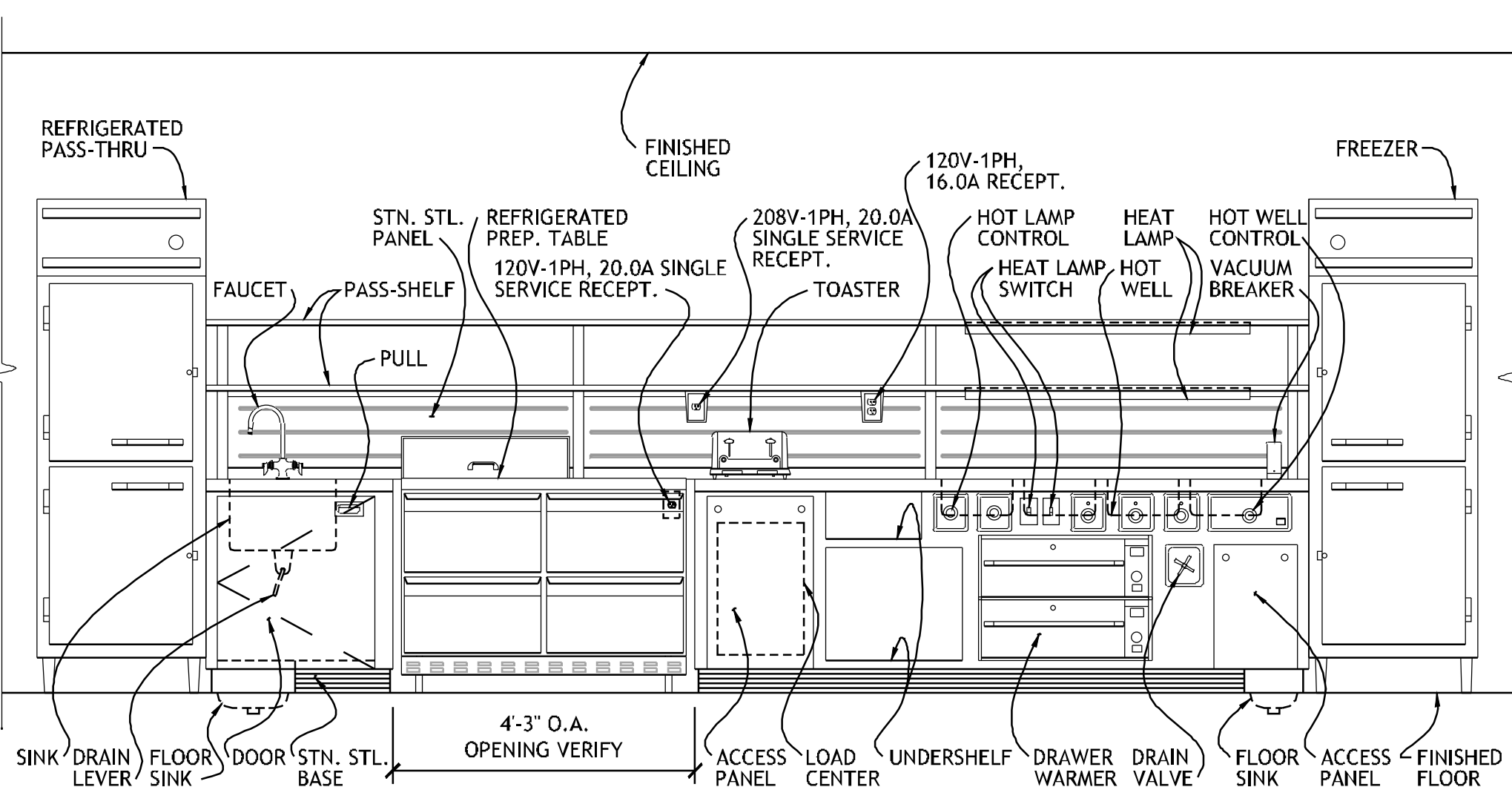
5 ELEVATION



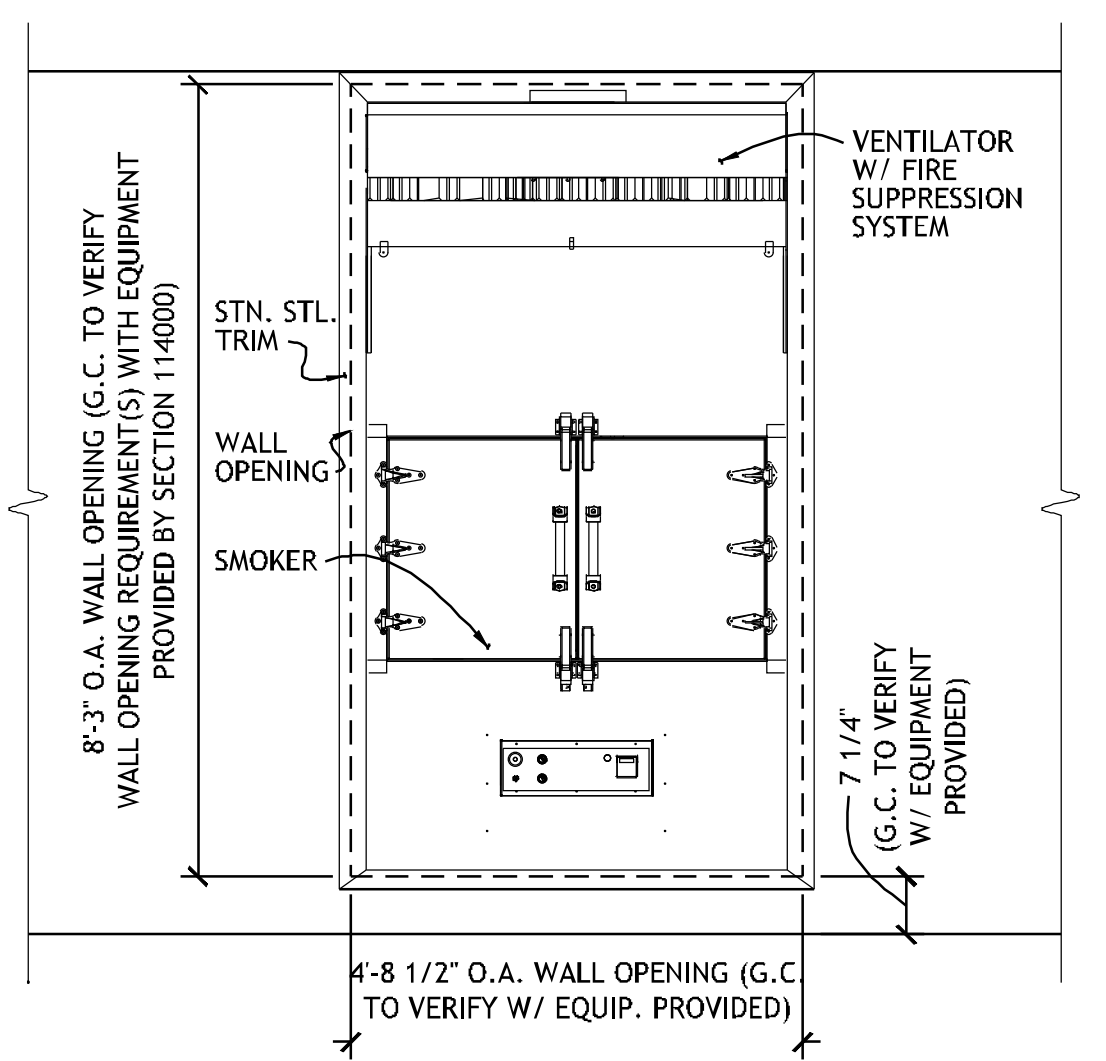
6 ELEVATION




7 ELEVATION



8 ELEVATION

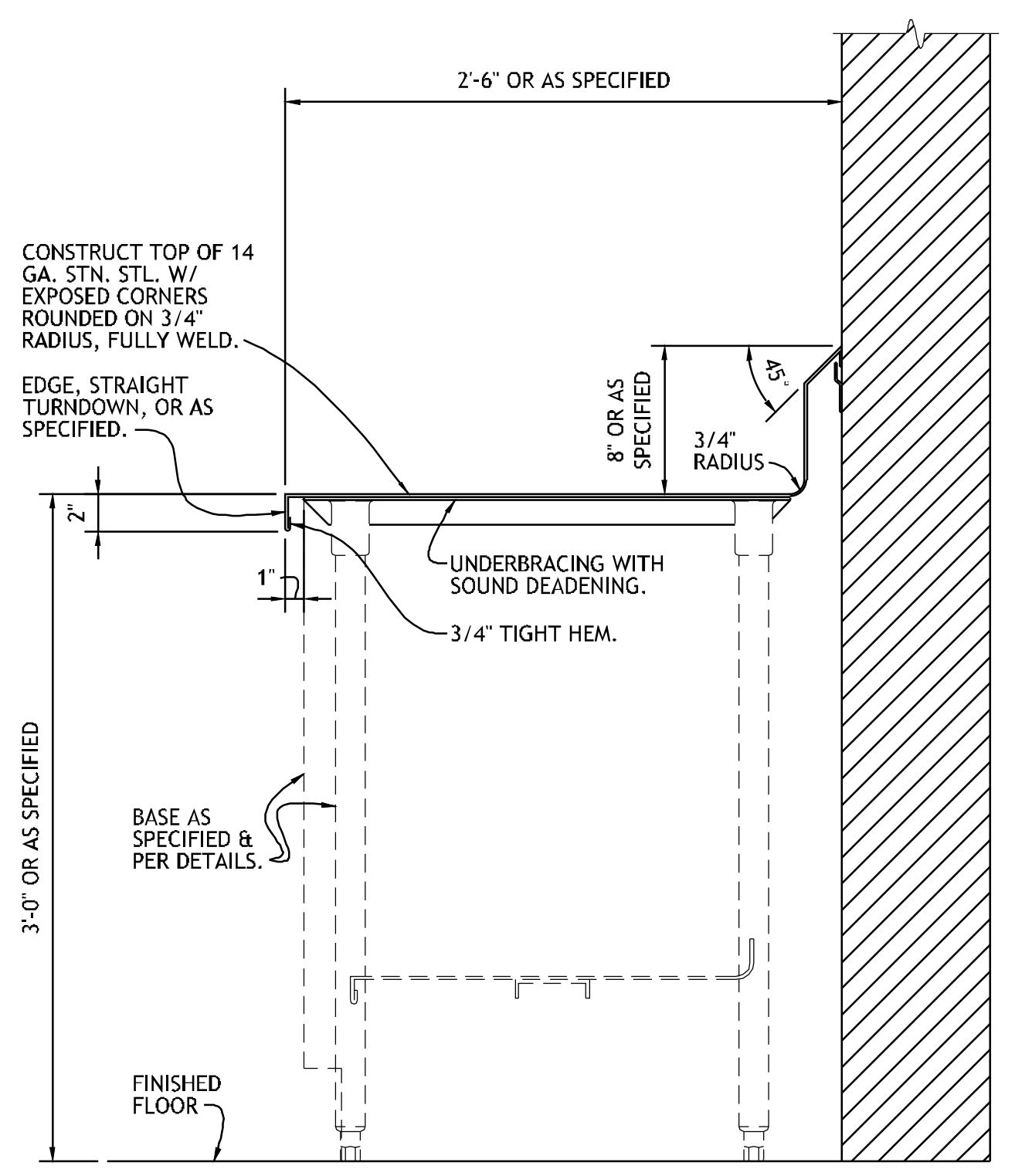


9 ELEVATION

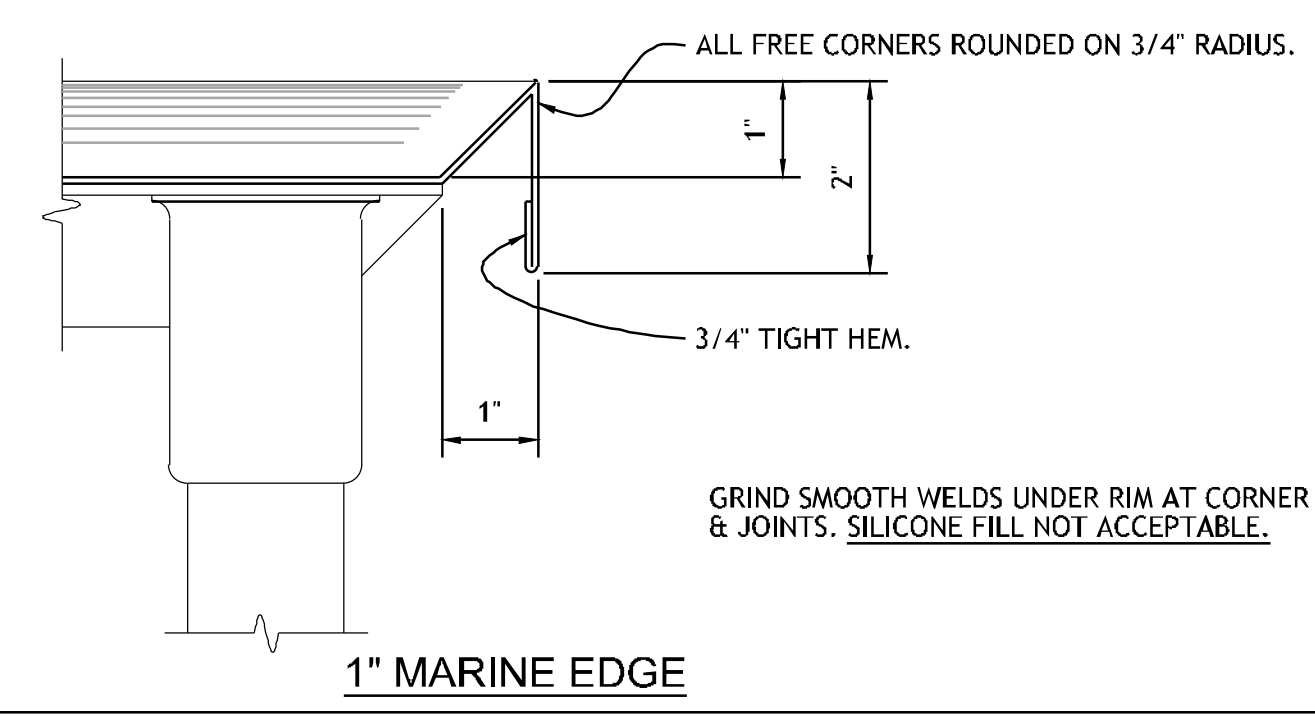
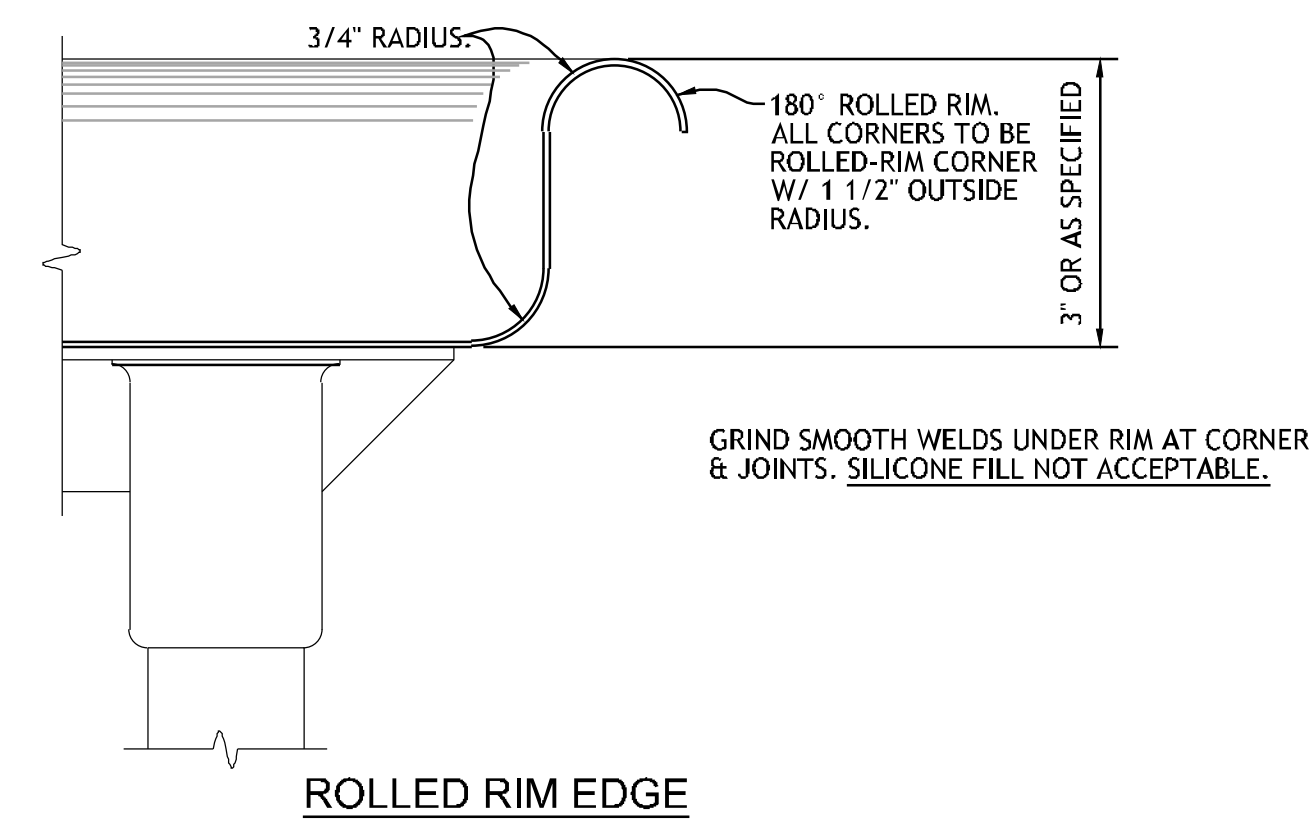




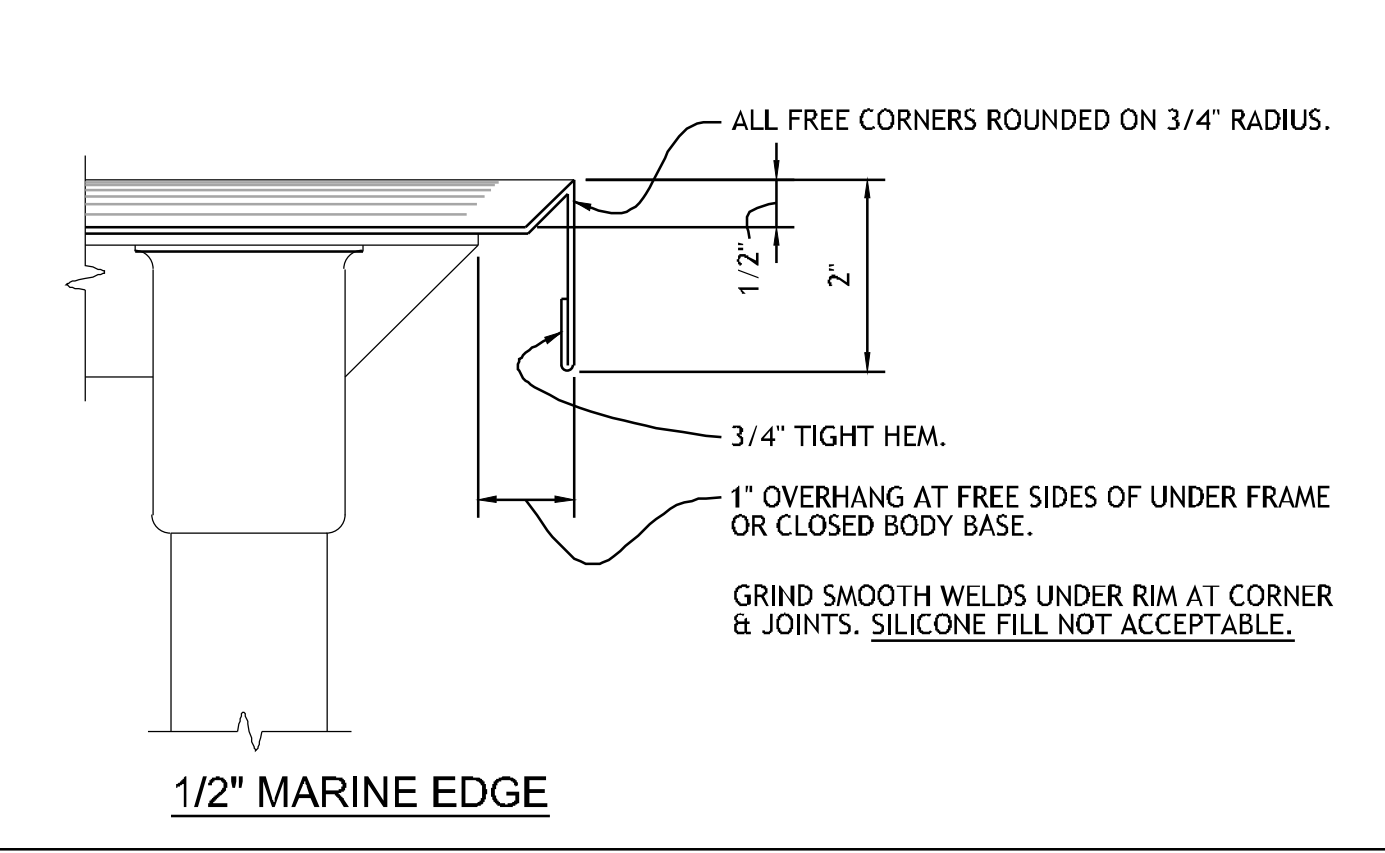
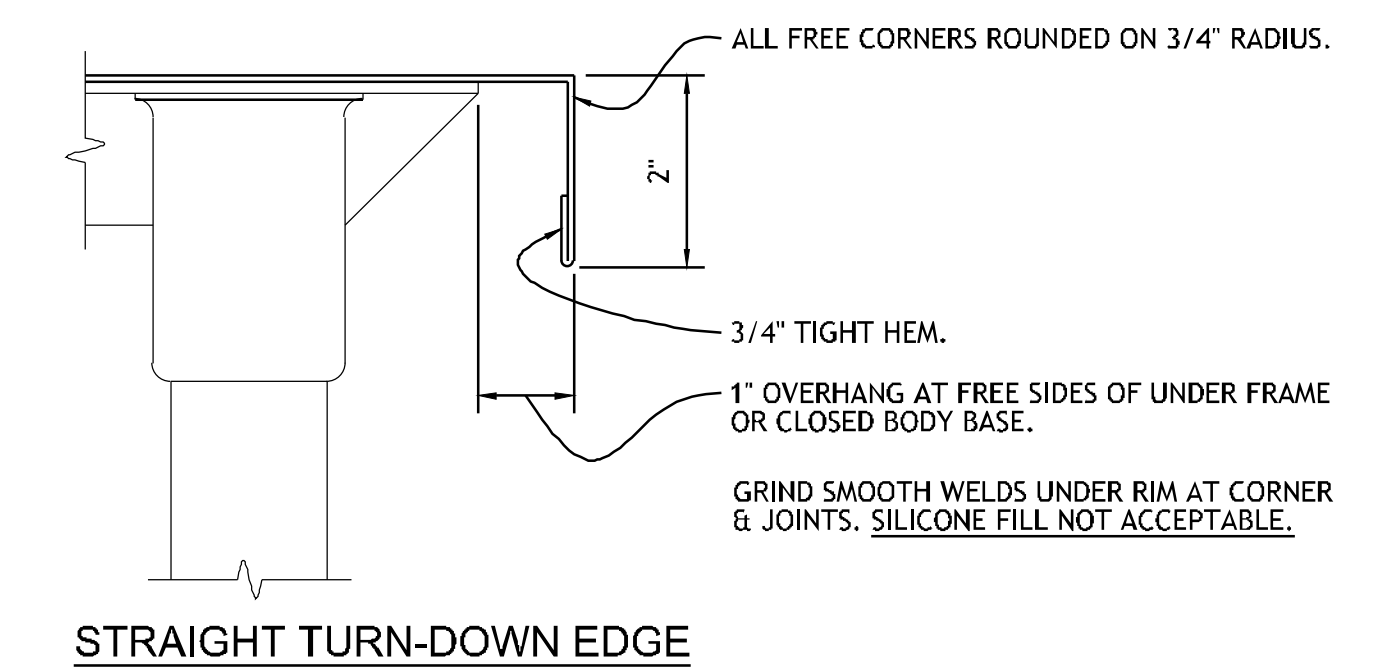
PROJECT NO. 0148



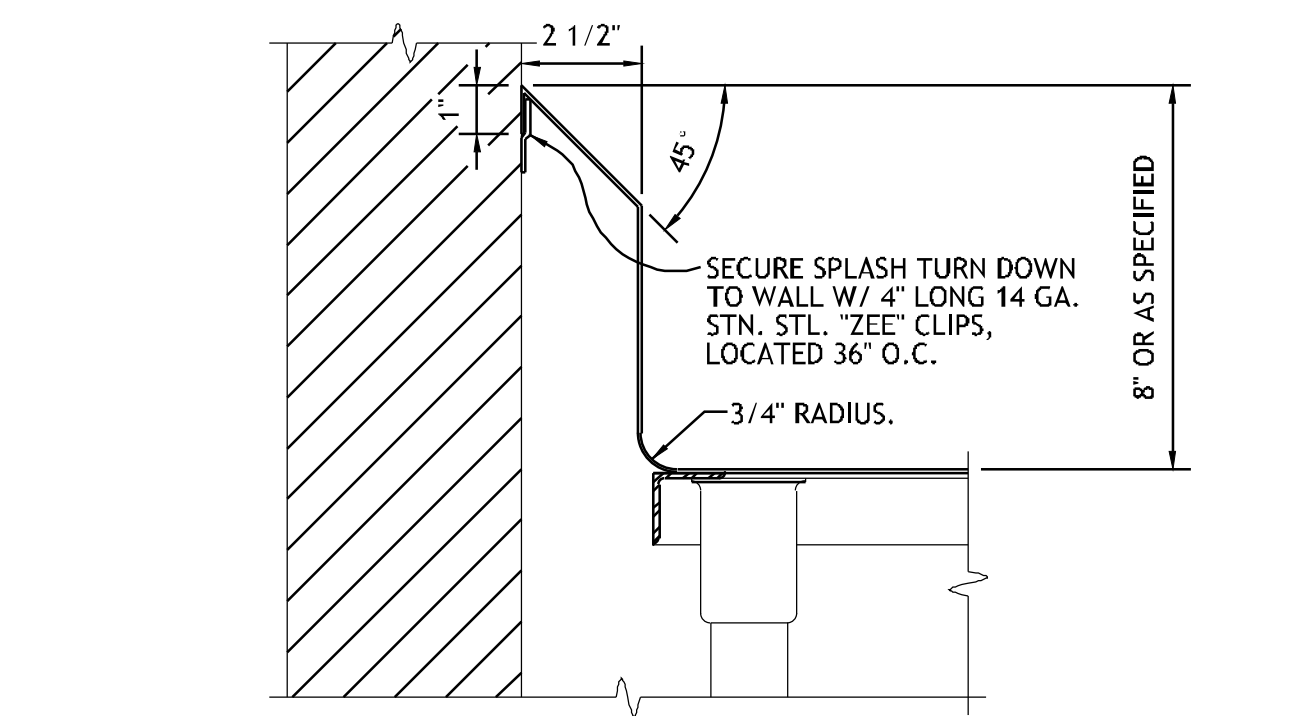
**1 SECTION - TABLE/COUNTER TOP**  
 NO SCALE REF: ITEM NO. 04ED, 05GG, 08GG, 34GG, 37GG, 42GG, 63GG, 64GG, 66GG, 67GG, 03BQ, 18BQ, 23BQ, 26BQ, 31BQ, 38BQ, 56BQ, 59BQ, 07FD, 11FD, 13FD, 32FD, 44FD, 47FD, 52FD, 61FD, 64FD, 67FD & 71FD



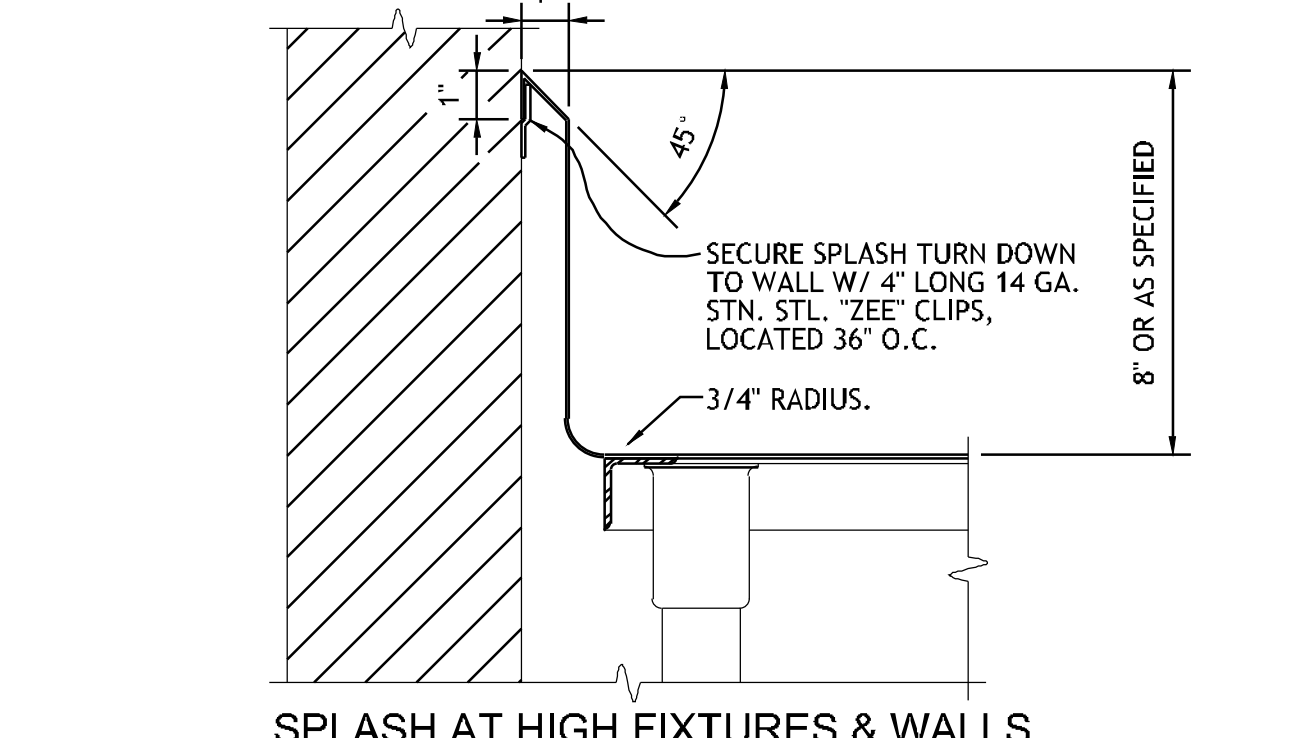
**2 SECTION - TABLE TOP EDGE**  
 NO SCALE REF: ITEM NO. 64GG, 66GG, 67GG, 03BQ, 38BQ, 67FD & 71FD



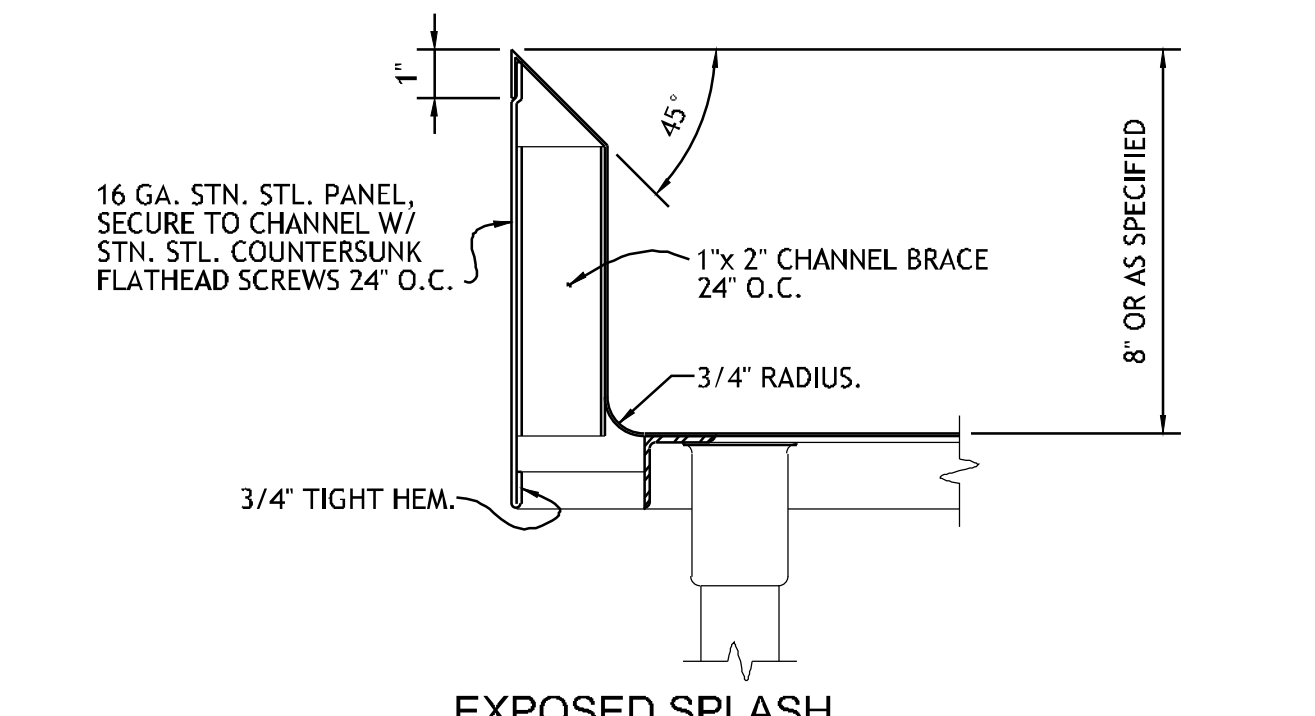
**3 SECTION - TABLE/COUNTER TOP EDGE**  
 NO SCALE REF: ITEM NO. 01BV, 09BV, 04ED, 05GG, 08GG, 34GG, 37GG, 42GG, 53GG, 63GG, 18BQ, 23BQ, 26BQ, 31BQ, 56BQ, 59BQ, 07FD, 11FD, 13FD, 32FD, 44FD, 47FD, 52FD, 61FD & 64FD



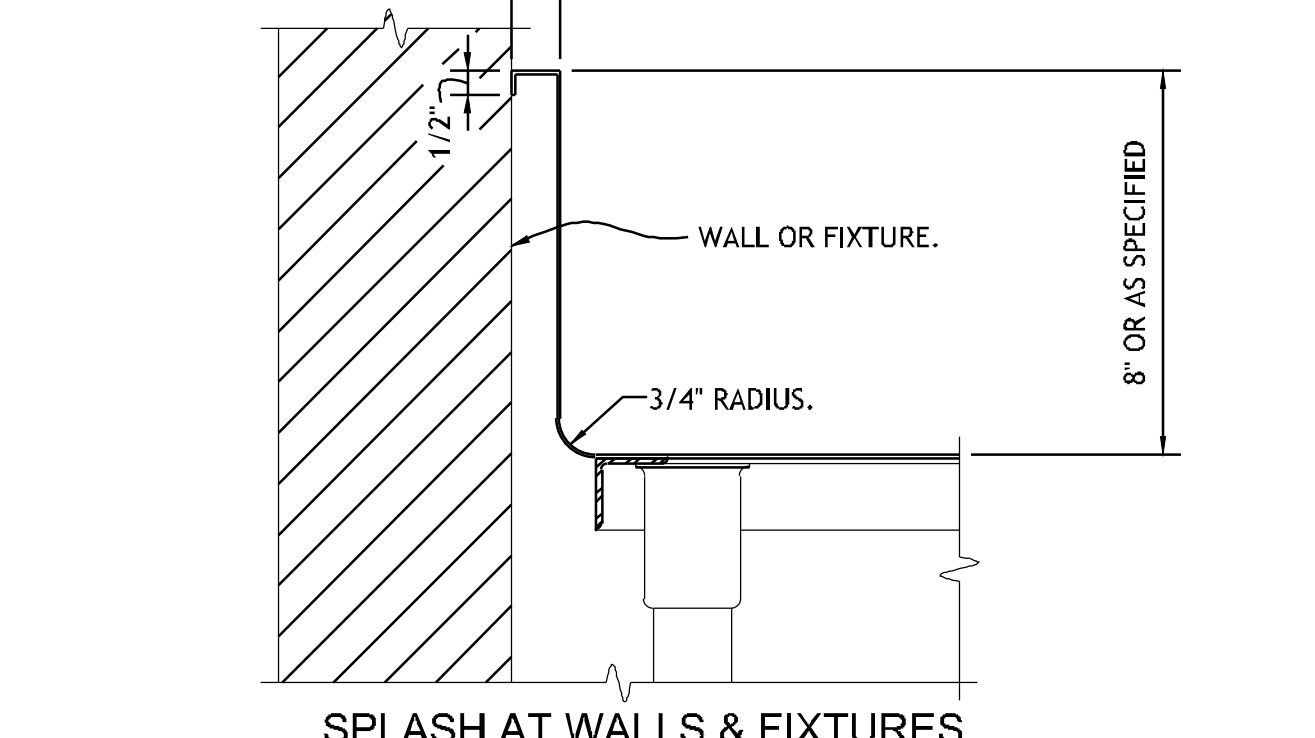
SPLASH AT HIGH FIXTURES & WALLS WHERE PIPING OCCURS



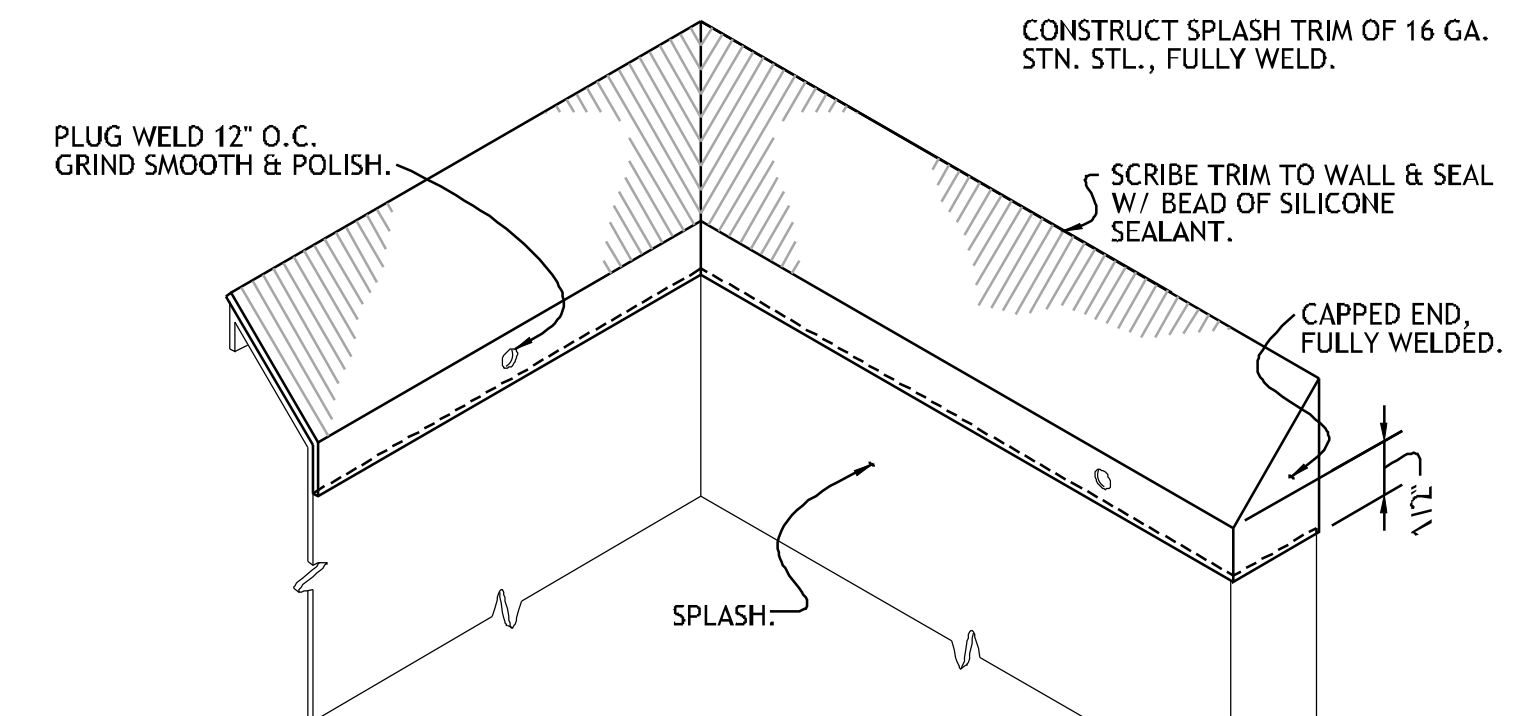
**4 SECTION - TABLE/COUNTER SPLASH**  
 NO SCALE REF: ITEM NO. 34GG, 37GG, 63GG, 64GG, 66GG, 67GG, 03BQ, 56BQ, 59BQ, 07FD, 11FD, 44FD, 47FD, 52FD, 61FD, 64FD, 67FD & 71FD



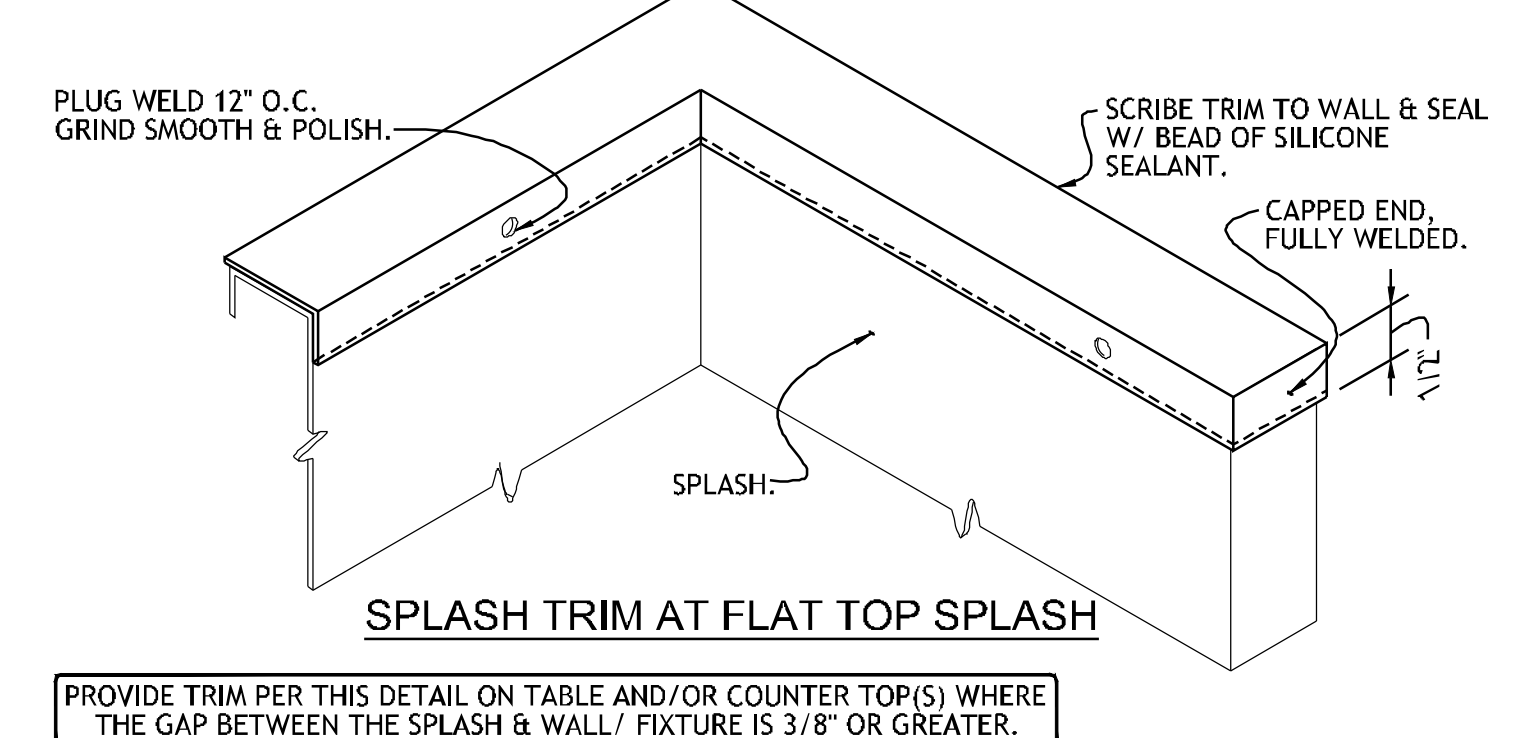
EXPOSED SPLASH



**5 SECTION - TABLE/COUNTER SPLASH**  
 NO SCALE REF: ITEM NO. 04ED & 42GG




SPLASH TRIM AT SLOPED TOP SPLASH



SPLASH TRIM AT FLAT TOP SPLASH

**6 DETAIL - SPLASH TRIM**  
 NO SCALE REF: ITEM NO. 04ED, 34GG, 37GG, 42GG, 63GG, 64GG, 66GG, 67GG, 03BQ, 56BQ, 59BQ, 07FD, 11FD, 44FD, 47FD, 52FD, 61FD, 64FD, 67FD & 71FD

PROVIDE TRIM PER THIS DETAIL ON TABLE AND/OR COUNTER TOP(S) WHERE THE GAP BETWEEN THE SPLASH & WALL/ FIXTURE IS 3/8" OR GREATER.



**James R. Childers Architect, Inc.**  
 45 South 4th Street  
 Fort Smith, AR 72901  
 478-783-2480  
 www.jrchidarchitect.com

PROFESSIONAL SEAL:

CONSULTANT LOGO:  
**HESMAN Group, LLC**  
 7645 E. 69RD STREET SUITE 201  
 TULSA, OKLAHOMA 74133

CLIENT:  
**CHEROKEE NATION Entertainment**  
**Cherokee CASINO**

CHEROKEE NATION ENTERTAINMENT  
**TAHLEQUAH CASINO**  
 TAHLEQUAH, OKLAHOMA

PROJECT PHASE:  
**BID PACKAGE 5**

#	DATE	REVISIONS DESCRIPTION

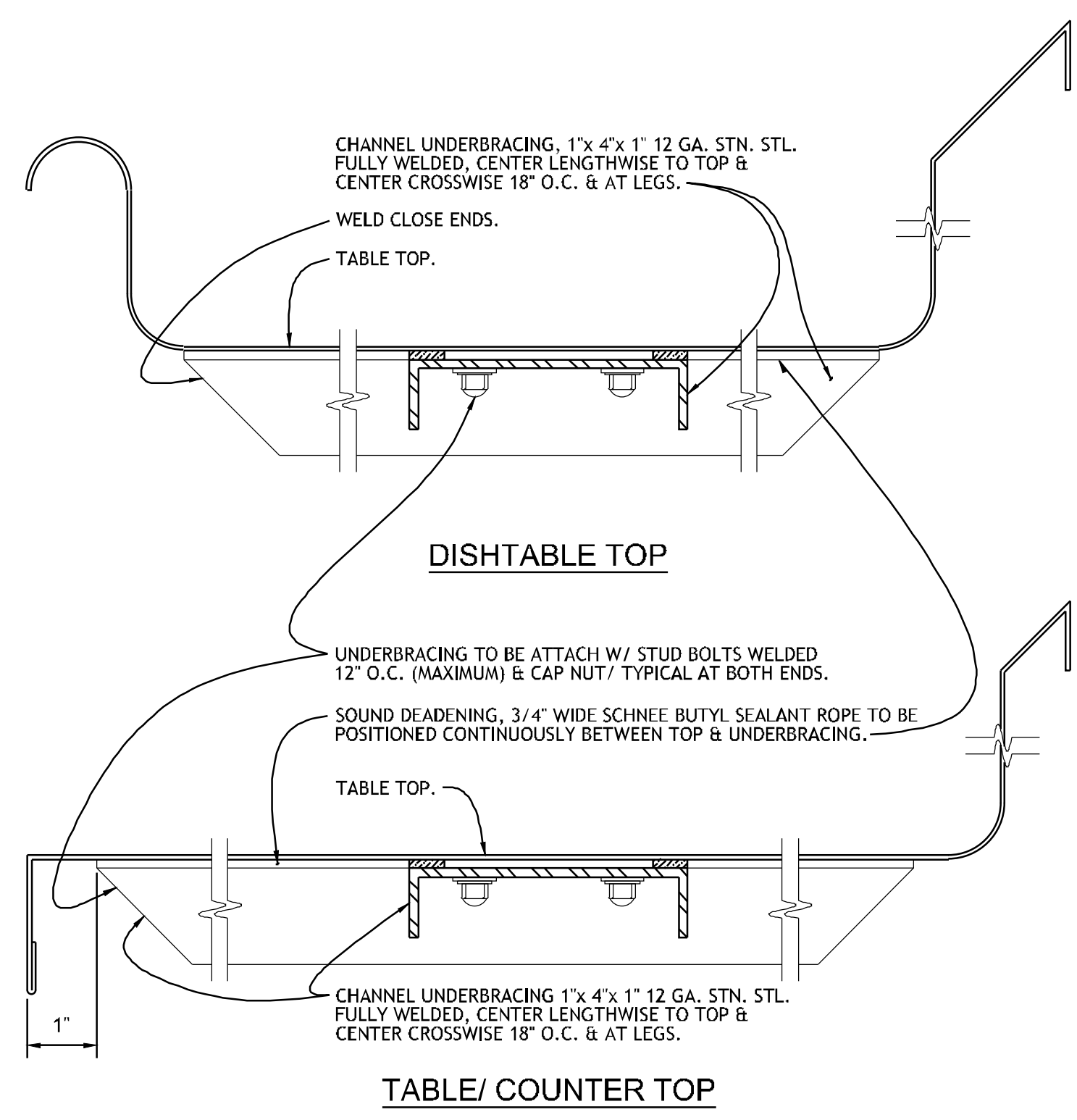
DATE: 05/03/18 JOB NUMBER: 17-06

SHEET NUMBER: **FS501**

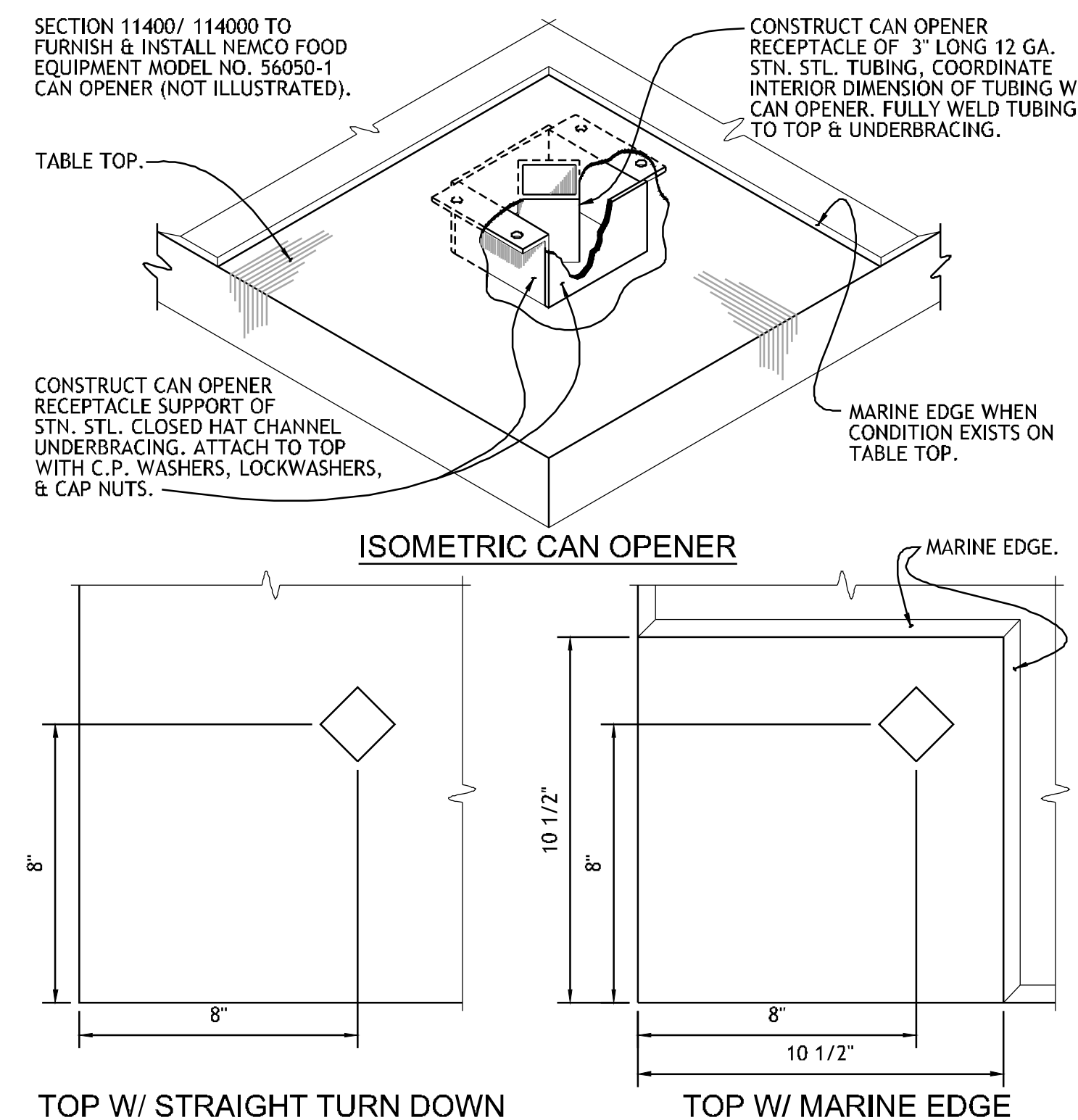
FOODSERVICE EQUIPMENT DETAILS



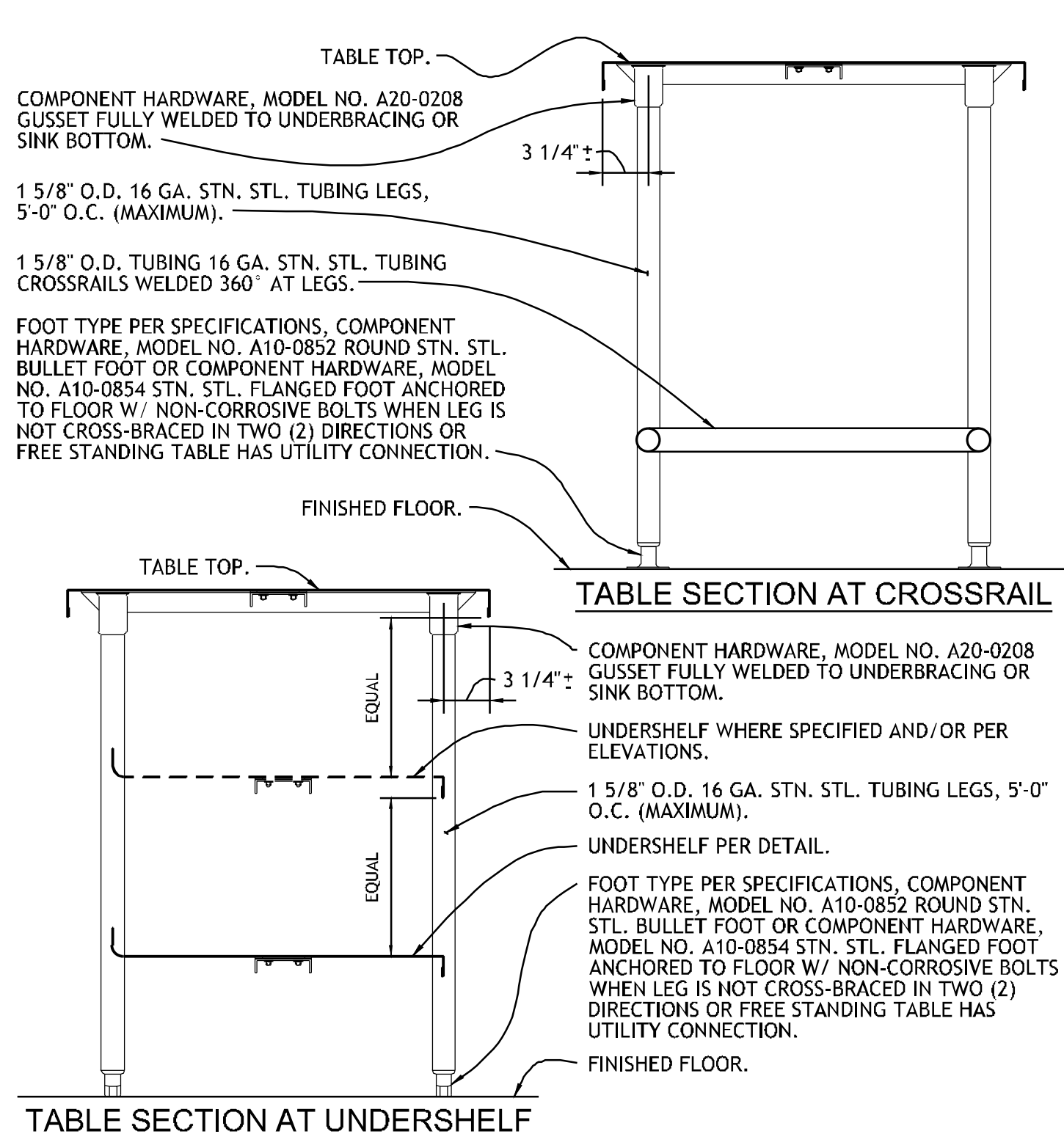
PROJECT NO. 0148



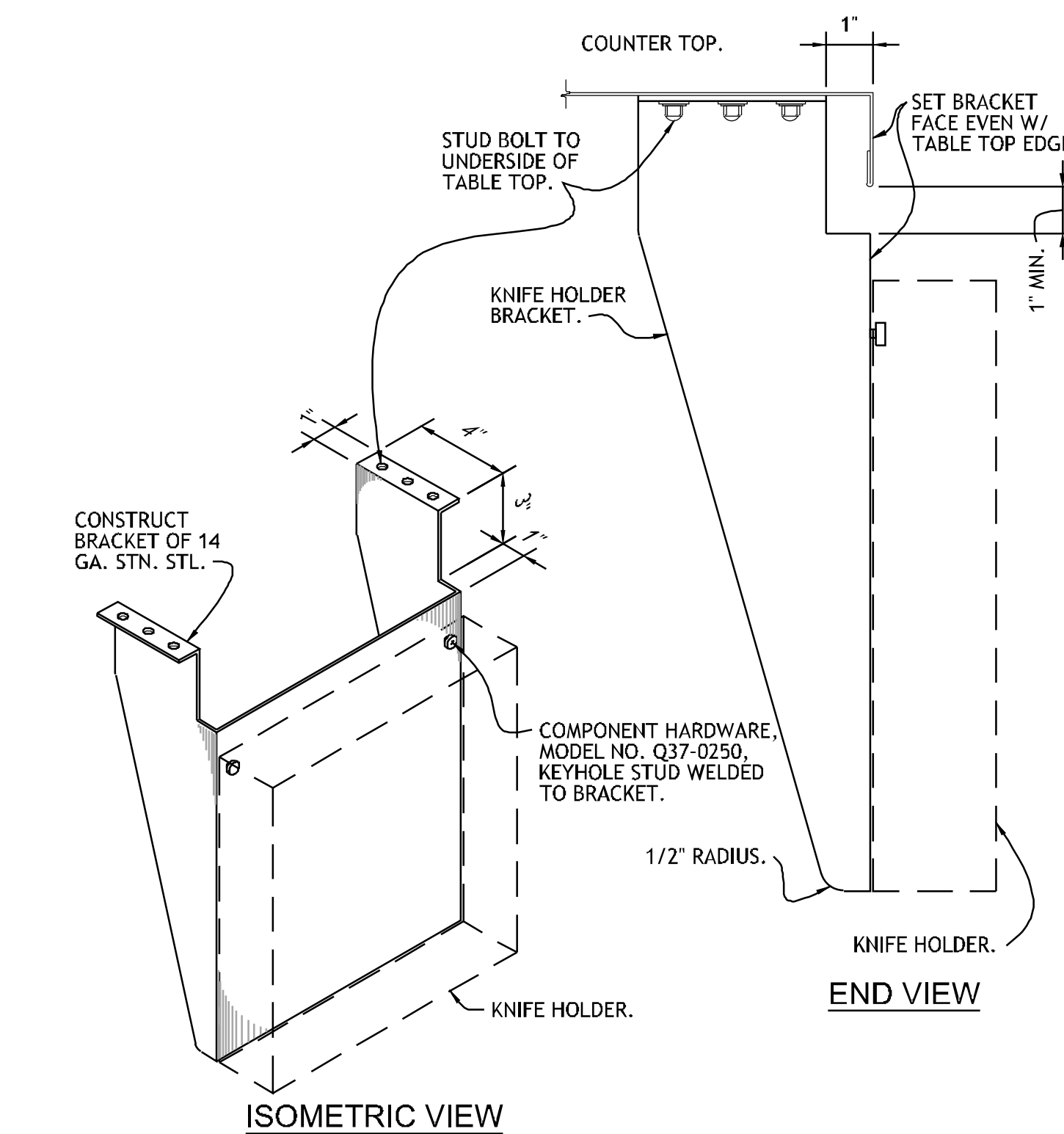
**1 SECTION - UNDERBRACING**  
 NO SCALE REF: ITEM NO. 04FD, 05GG, 08GG, 34GG, 37GG, 42GG, 63GG, 64GG, 66GG, 67GG, 03BQ, 18BQ, 23BQ, 26BQ, 31BQ, 38BQ, 56BQ, 59BQ, 07FD, 11FD, 13FD, 32FD, 44FD, 47FD, 52FD, 61FD, 64FD, 67FD & 71FD



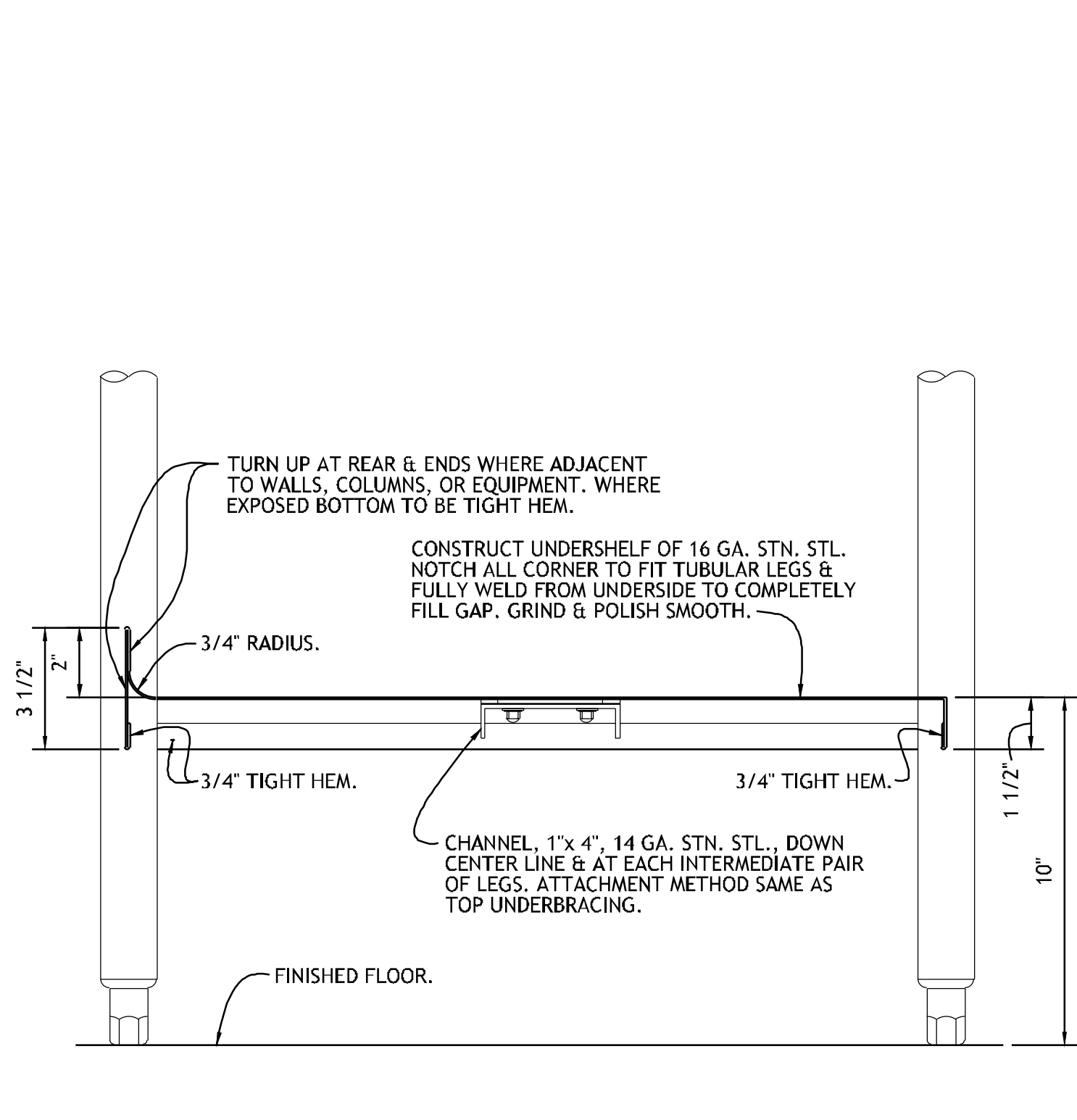
**4 DETAIL - CAN OPENER IN TABLE TOP**  
 NO SCALE REF: ITEM NO. 08GG, 18BQ & 07FD



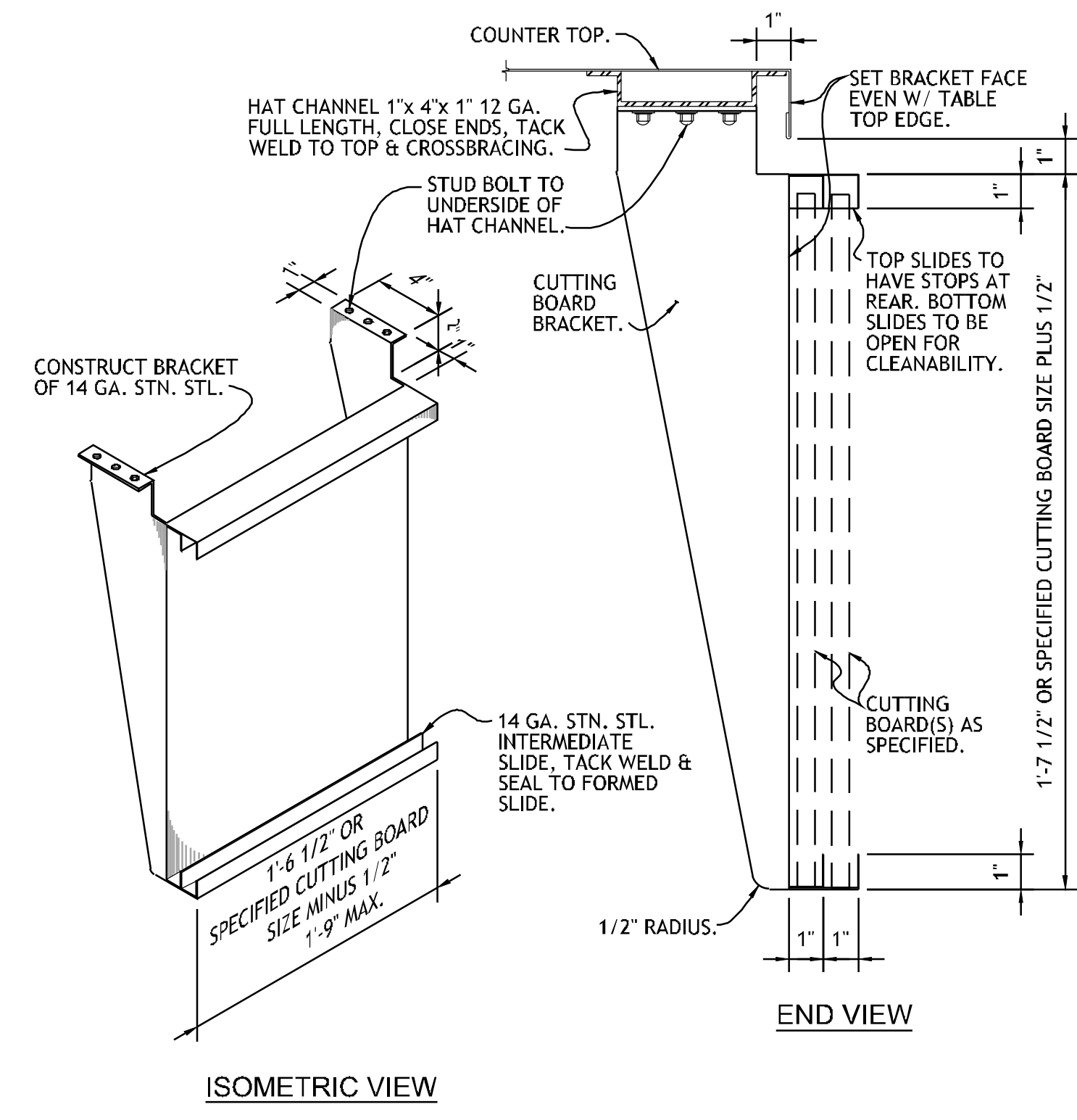
**2 SECTION - OPEN STRUCTURE BASE**  
 NO SCALE REF: ITEM NO. 05GG, 08GG, 34GG, 37GG, 63GG, 64GG, 66GG, 67GG, 03BQ, 18BQ, 23BQ, 26BQ, 31BQ, 38BQ, 56BQ, 59BQ, 07FD, 11FD, 13FD, 44FD, 47FD, 52FD, 61FD, 64FD, 67FD & 71FD




**5 DETAIL - KNIFE HOLDER BRACKET**  
 NO SCALE REF: ITEM NO. 08GG & 07FD



**3 SECTION - UNDERSHELF**  
 NO SCALE REF: ITEM NO. 05GG, 08GG, 34GG, 37GG, 63GG, 64GG, 66GG, 67GG, 03BQ, 18BQ, 23BQ, 26BQ, 31BQ, 38BQ, 56BQ, 59BQ, 07FD, 11FD, 13FD, 44FD, 47FD, 52FD, 61FD, 64FD, 67FD & 71FD



**6 DETAIL - CUTTING BOARD HOUSING**  
 NO SCALE REF: ITEM NO. 08GG, 23BQ & 07FD



**James R. Childers Architect, Inc.**  
 45 South 4th Street  
 Fort Smith, AR 72901  
 479-783-2480  
 www.jrchildersarchitect.com

PROFESSIONAL SEAL

CONSULTANT LOGO:  
**HESMAN Group, LLC**  
 7645 E. 69RD STREET  
 SUITE 201  
 TULSA, OKLAHOMA 74133

CLIENT:  
**CHEROKEE NATION Entertainment**  
**Cherokee CASINO**

**CHEROKEE NATION ENTERTAINMENT  
 TAHLEQUAH CASINO**  
 TAHLEQUAH, OKLAHOMA

PROJECT PHASE  
**BID PACKAGE 5**

#	DATE	REVISIONS DESCRIPTION

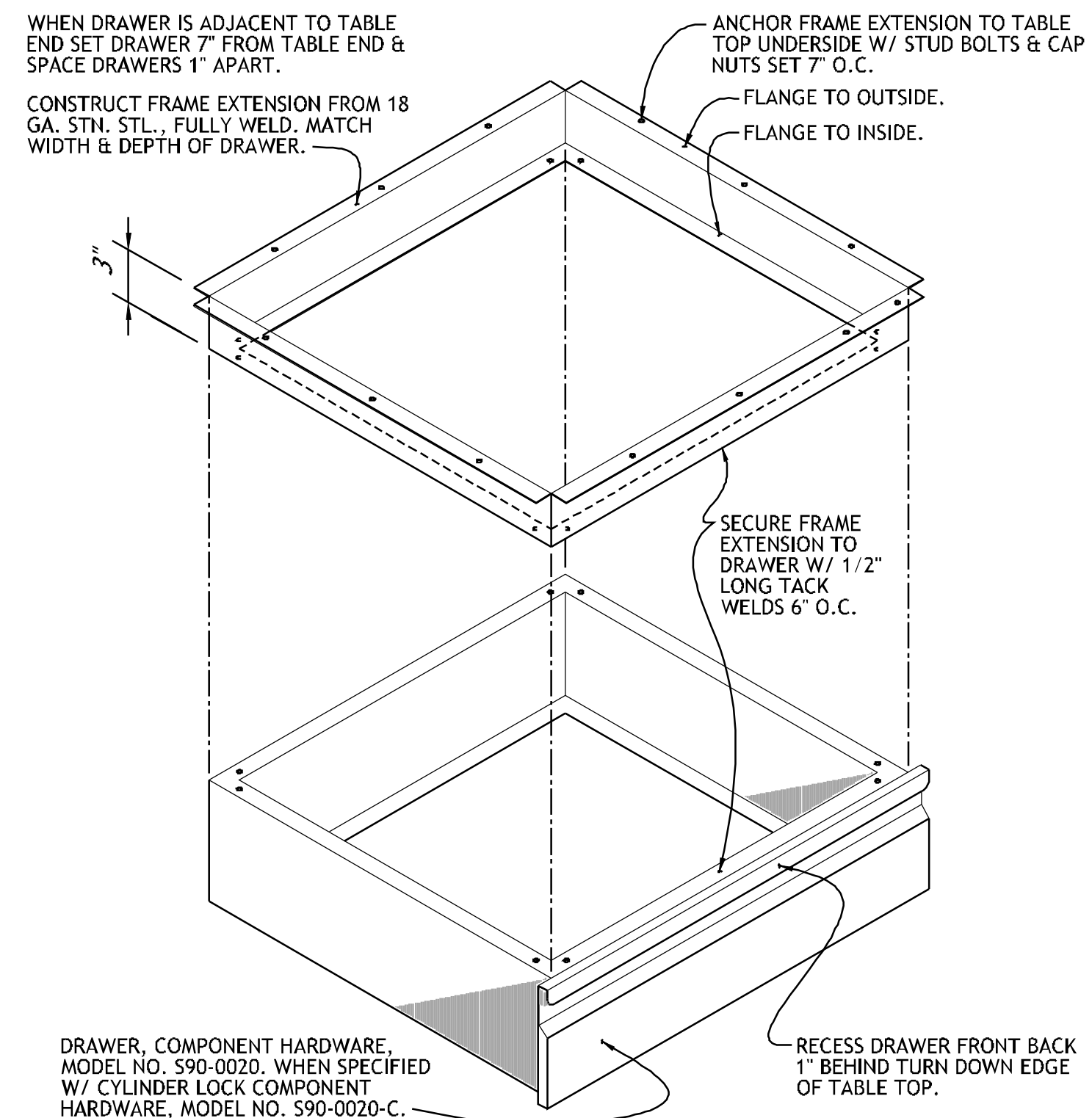
DATE: 05/03/18 JOB NUMBER: 17-06

SHEET NUMBER: **FS502**

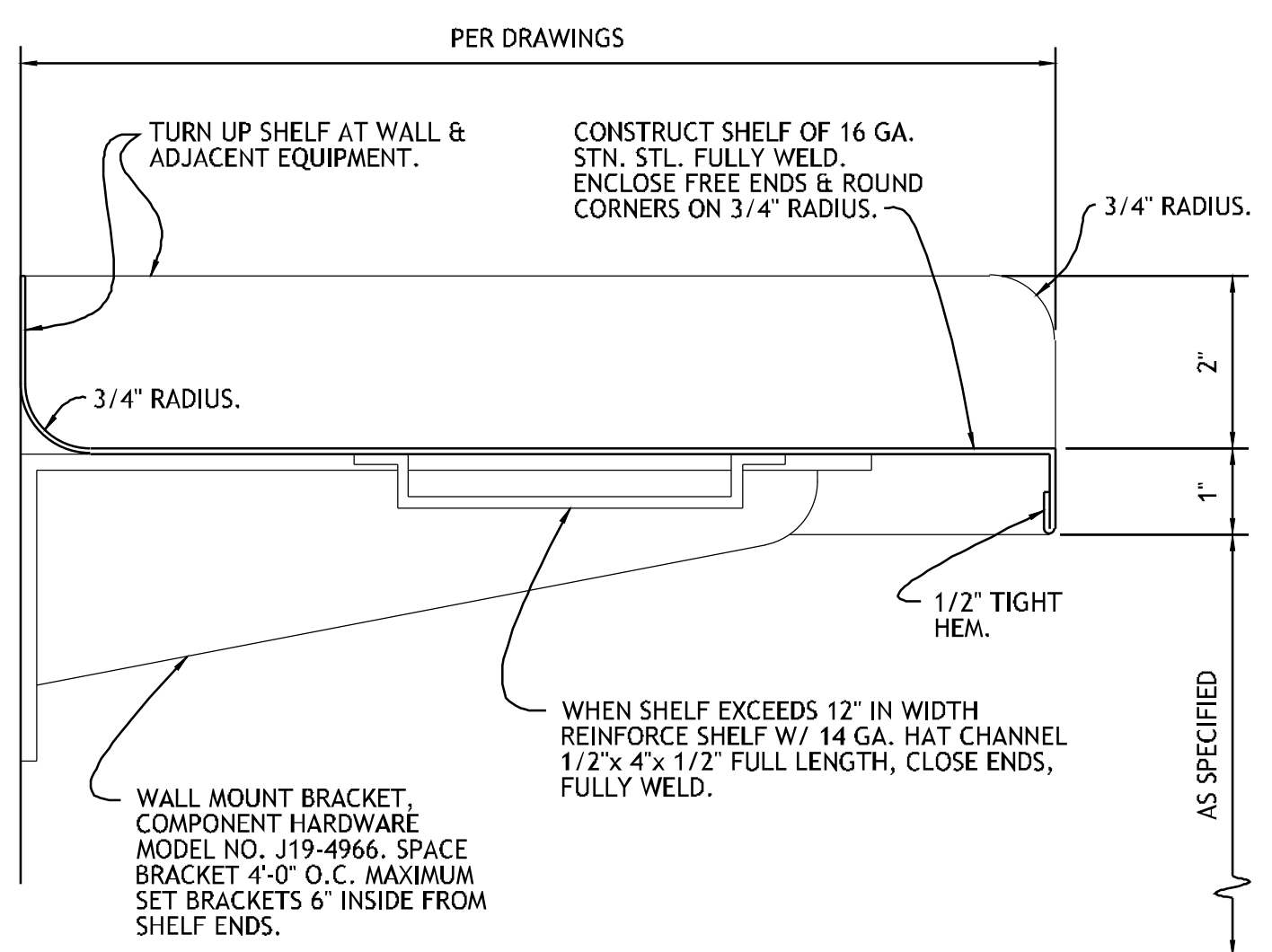
FOODSERVICE EQUIPMENT DETAILS



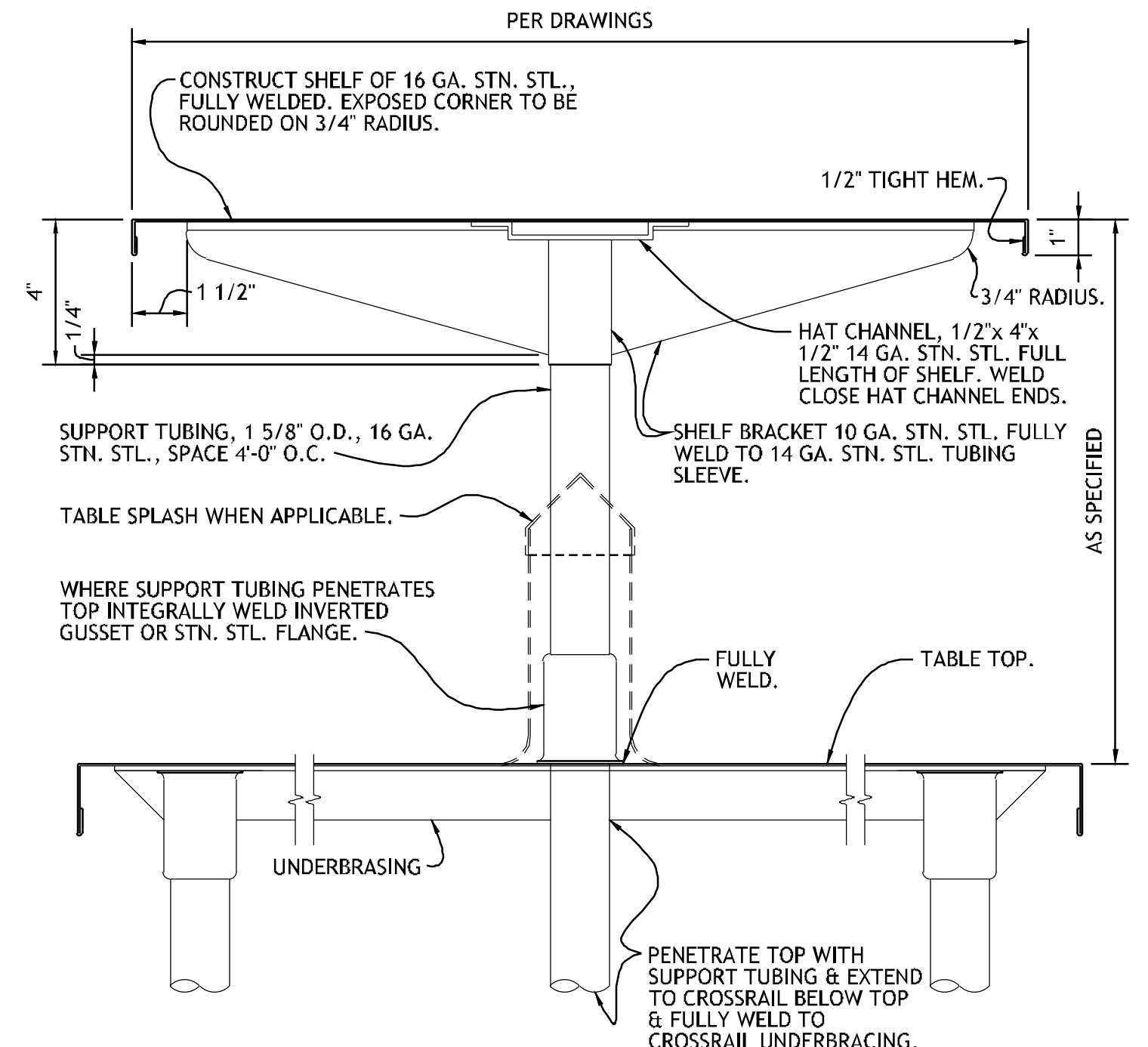
PROJECT NO. 0148  
 1/8" = 1'-0"  
 1/4" = 1'-0"  
 3/8" = 1'-0"  
 1/2" = 1'-0"  
 3/4" = 1'-0"  
 1" = 1'-0"  
 1 1/4" = 1'-0"  
 1 1/2" = 1'-0"  
 1 3/4" = 1'-0"  
 2" = 1'-0"  
 2 1/4" = 1'-0"  
 2 1/2" = 1'-0"  
 2 3/4" = 1'-0"  
 3" = 1'-0"  
 3 1/4" = 1'-0"  
 3 1/2" = 1'-0"  
 3 3/4" = 1'-0"  
 4" = 1'-0"  
 4 1/4" = 1'-0"  
 4 1/2" = 1'-0"  
 4 3/4" = 1'-0"  
 5" = 1'-0"  
 5 1/4" = 1'-0"  
 5 1/2" = 1'-0"  
 5 3/4" = 1'-0"  
 6" = 1'-0"  
 6 1/4" = 1'-0"  
 6 1/2" = 1'-0"  
 6 3/4" = 1'-0"  
 7" = 1'-0"  
 7 1/4" = 1'-0"  
 7 1/2" = 1'-0"  
 7 3/4" = 1'-0"  
 8" = 1'-0"  
 8 1/4" = 1'-0"  
 8 1/2" = 1'-0"  
 8 3/4" = 1'-0"  
 9" = 1'-0"  
 9 1/4" = 1'-0"  
 9 1/2" = 1'-0"  
 9 3/4" = 1'-0"  
 10" = 1'-0"  
 10 1/4" = 1'-0"  
 10 1/2" = 1'-0"  
 10 3/4" = 1'-0"  
 11" = 1'-0"  
 11 1/4" = 1'-0"  
 11 1/2" = 1'-0"  
 11 3/4" = 1'-0"  
 12" = 1'-0"  
 12 1/4" = 1'-0"  
 12 1/2" = 1'-0"  
 12 3/4" = 1'-0"  
 13" = 1'-0"  
 13 1/4" = 1'-0"  
 13 1/2" = 1'-0"  
 13 3/4" = 1'-0"  
 14" = 1'-0"  
 14 1/4" = 1'-0"  
 14 1/2" = 1'-0"  
 14 3/4" = 1'-0"  
 15" = 1'-0"  
 15 1/4" = 1'-0"  
 15 1/2" = 1'-0"  
 15 3/4" = 1'-0"  
 16" = 1'-0"



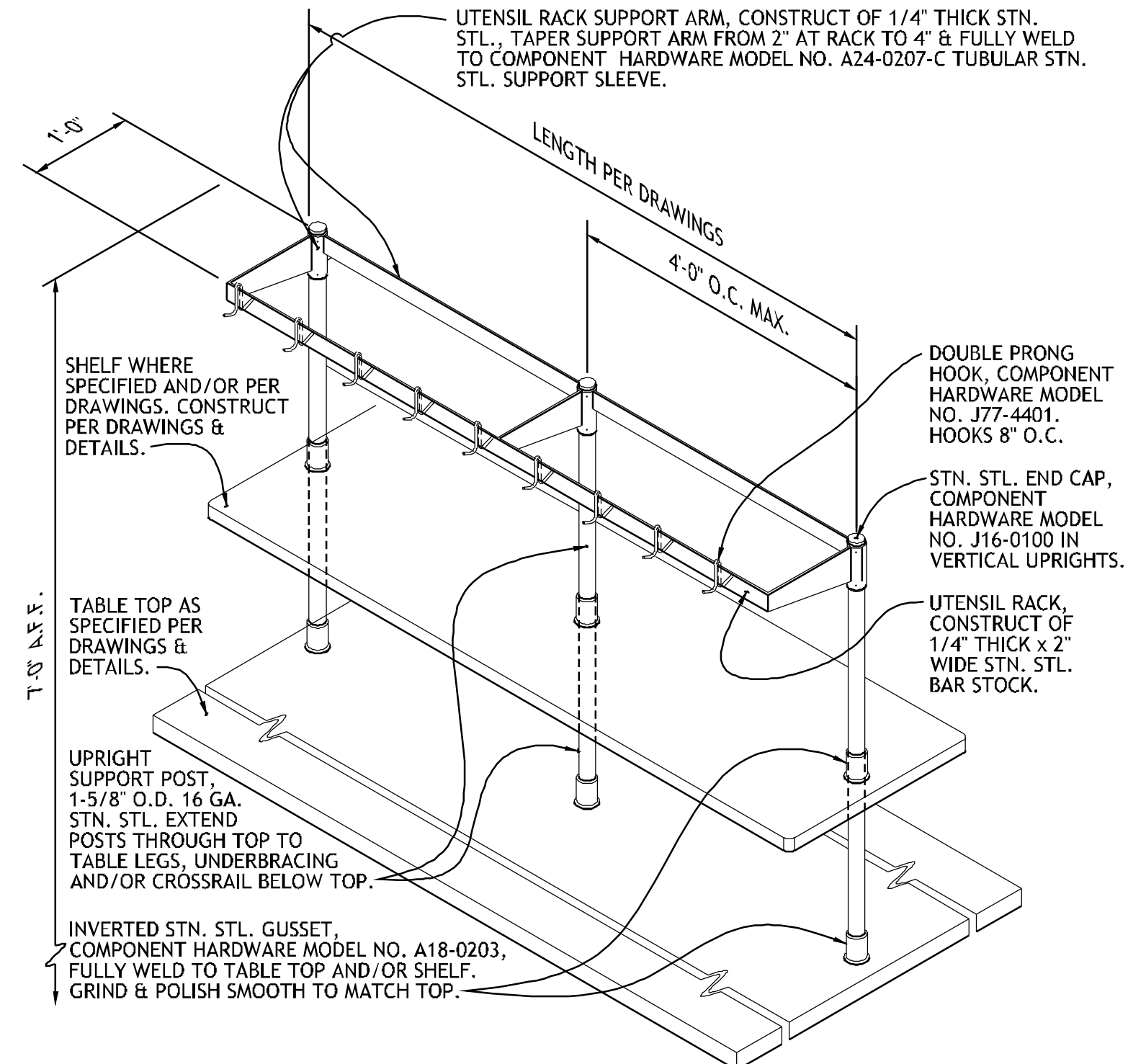
**1** **DETAIL - DRAWER FRAME EXTENSION**  
 NO SCALE REF: ITEM NO. 08GG, 26BQ, 31BQ, 07FD, 11FD & 64FD



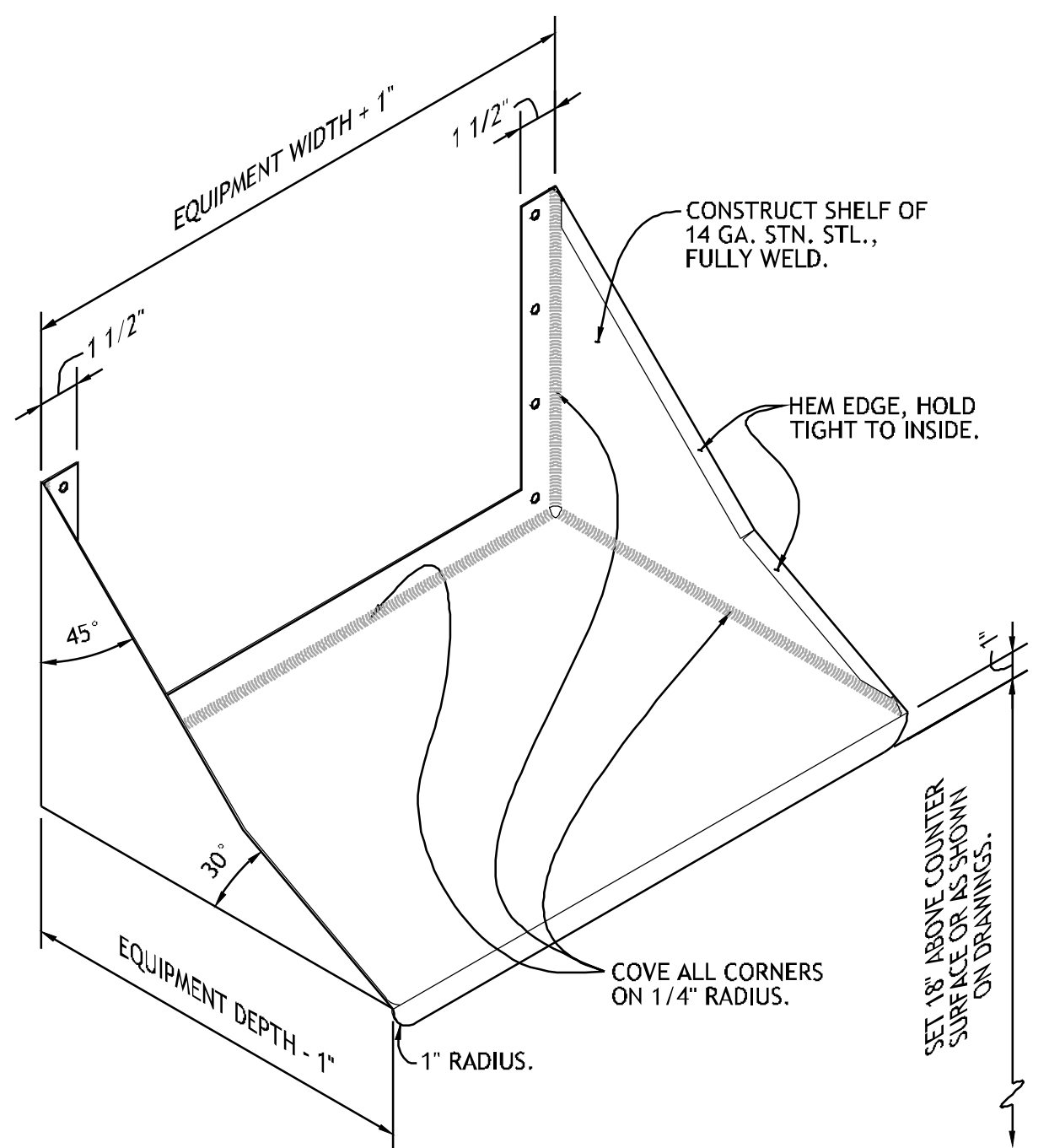
**2** **SECTION - ELEVATED SHELF**  
 NO SCALE REF: ITEM NO. 07FD, 11FD, 44FD, 52FD, 61FD & 64FD



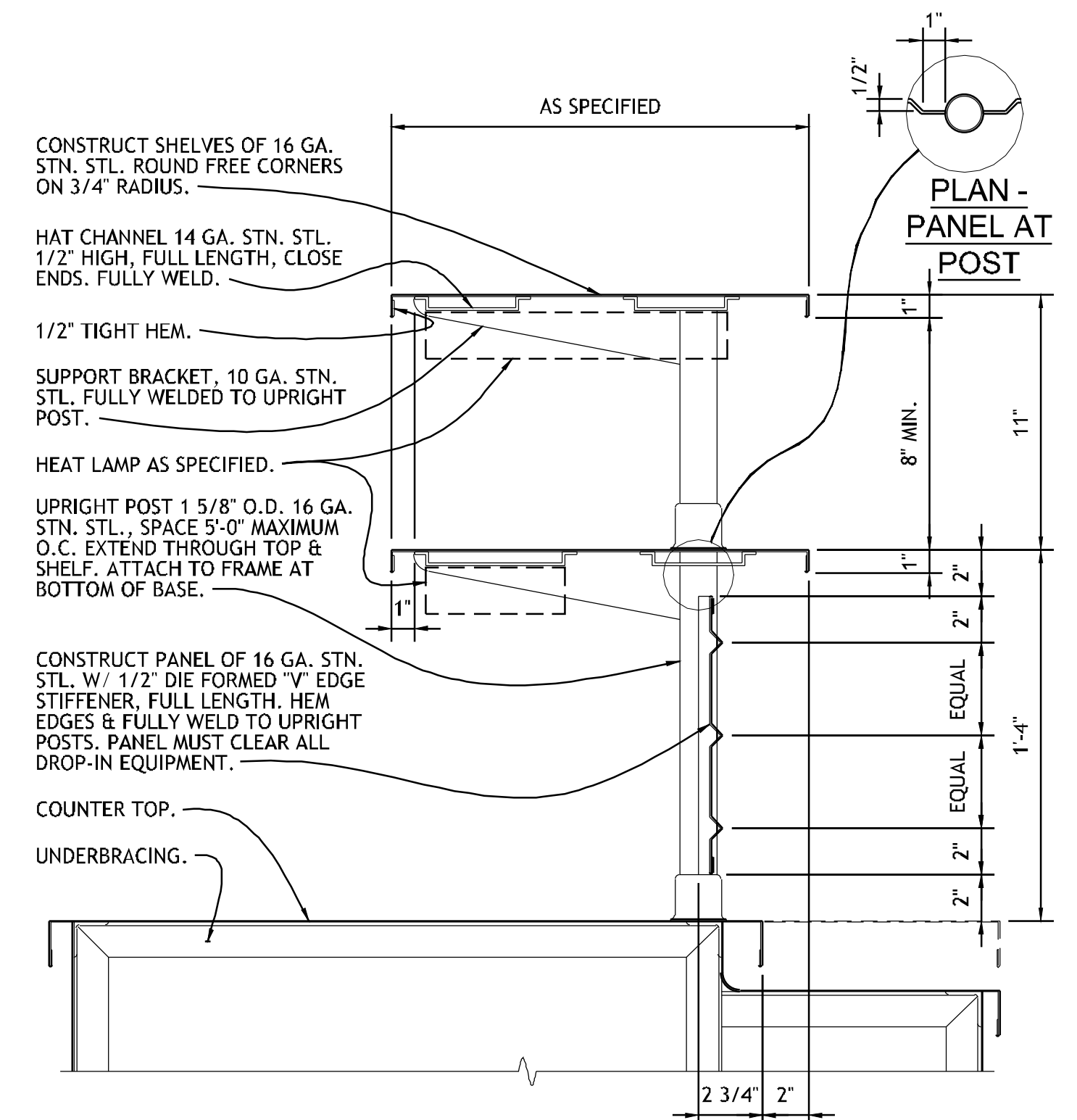
**3** **SECTION - TABLE/COUNTER SPLASH**  
 NO SCALE REF: ITEM NO. 08GG, 18BQ & 23BQ




**4** **DETAIL - UTENSIL RACK AT TABLE**  
 NO SCALE REF: ITEM NO. 08GG, 18BQ & 23BQ



**ISOMETRIC - MICROWAVE SHELF**  
 NO SCALE REF: ITEM NO. 32GG



**SECTION - 2-TIER ELEVATED SHELF**  
 NO SCALE REF: ITEM NO. 32FD



**James R. Childers Architect, Inc.**  
 45 South 4th Street  
 Fort Smith, AR 72901  
 478-783-2480  
 www.jrchildersarchitect.com

PROFESSIONAL SEAL

CONSULTANT LOGO  
**HESMAN Group, LLC**  
 7645 E. 69th STREET SUITE 201  
 TULSA, OKLAHOMA 74133



CHEROKEE NATION ENTERTAINMENT  
**TAHLEQUAH CASINO**  
 TAHLEQUAH, OKLAHOMA

PROJECT PHASE  
**BID PACKAGE 5**

#	DATE	REVISIONS DESCRIPTION

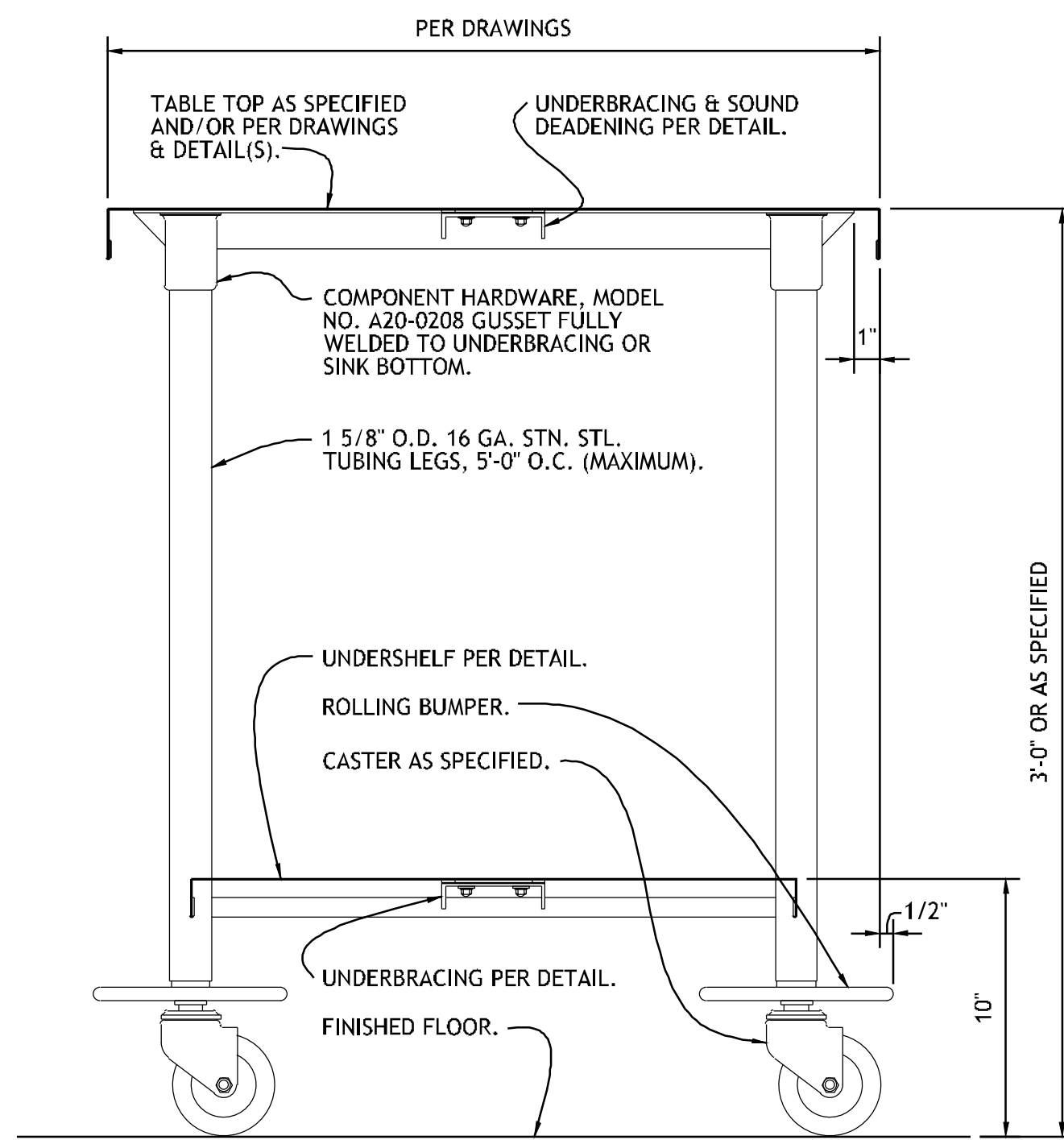
DATE: 05/03/18 JOB NUMBER: 17-06

SHEET NUMBER: **FS503**

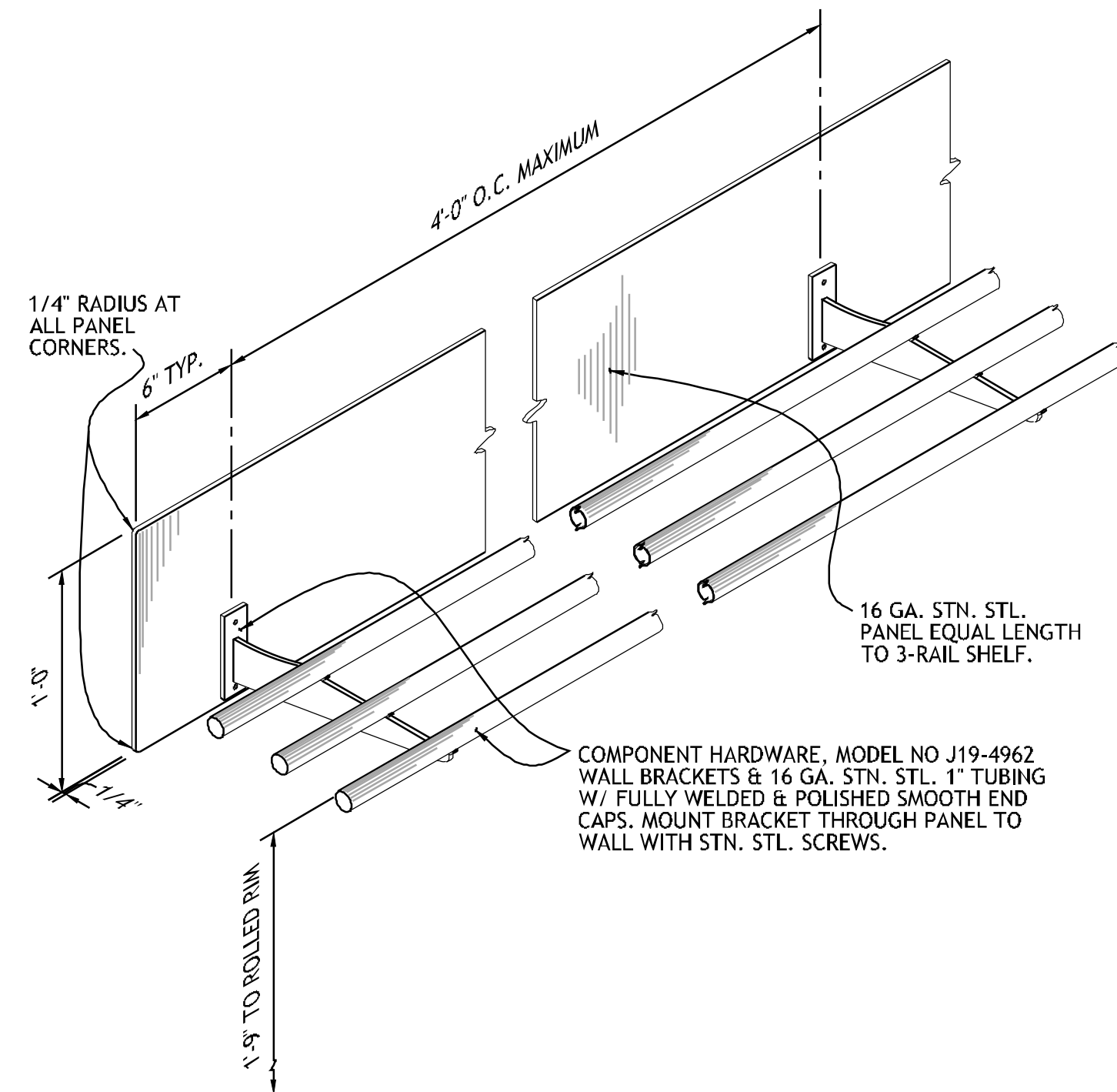
FOODSERVICE EQUIPMENT DETAILS



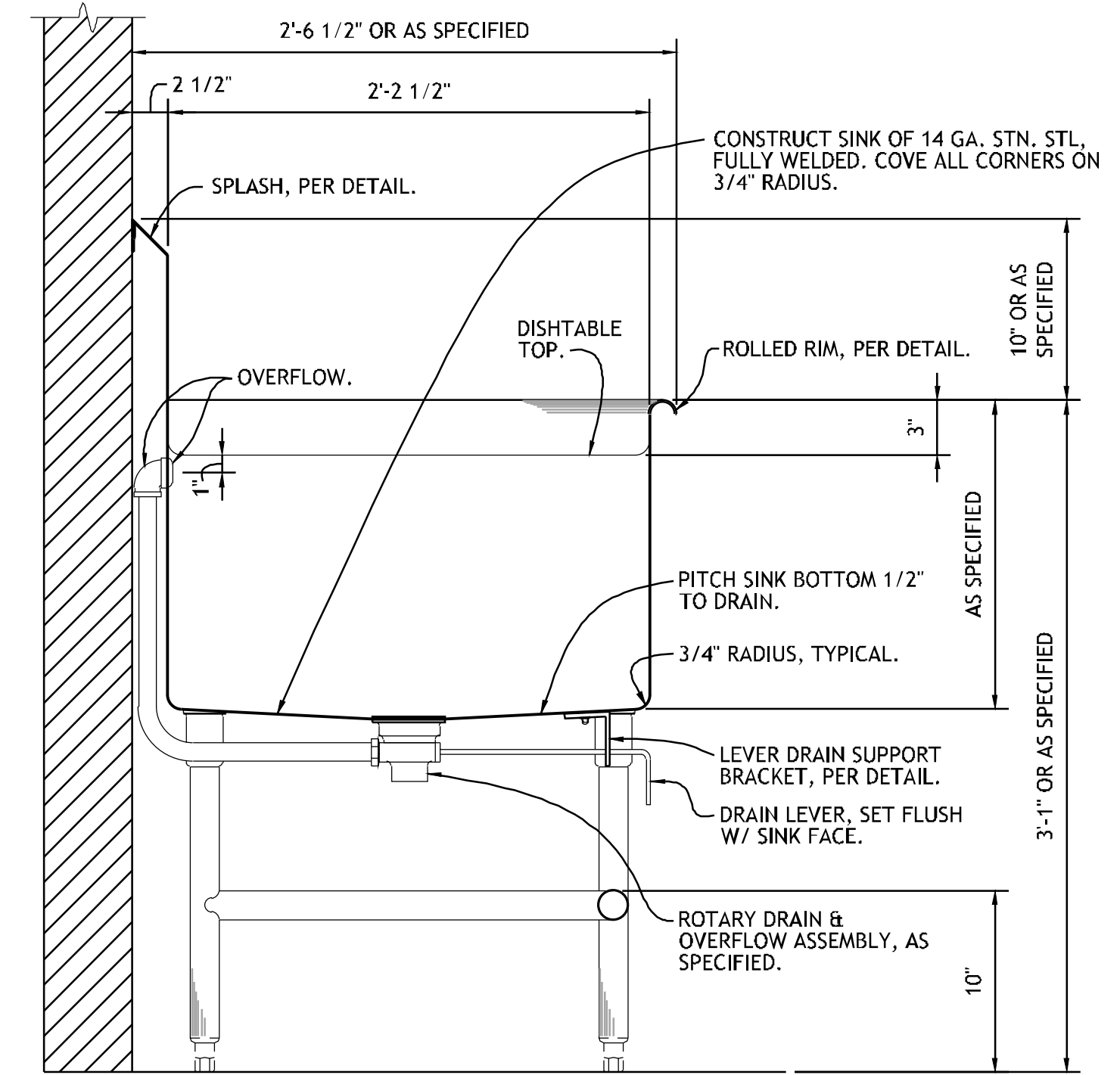
PROJECT NO. 0148  
 0  
 2  
 4  
 6  
 8  
 10  
 12  
 14  
 16  
 18  
 20  
 22  
 24  
 26  
 28  
 30  
 32  
 34  
 36  
 38  
 40  
 42  
 44  
 46  
 48  
 50  
 52  
 54  
 56  
 58  
 60  
 62  
 64  
 66  
 68  
 70  
 72  
 74  
 76  
 78  
 80  
 82  
 84  
 86  
 88  
 90  
 92  
 94  
 96  
 98  
 100



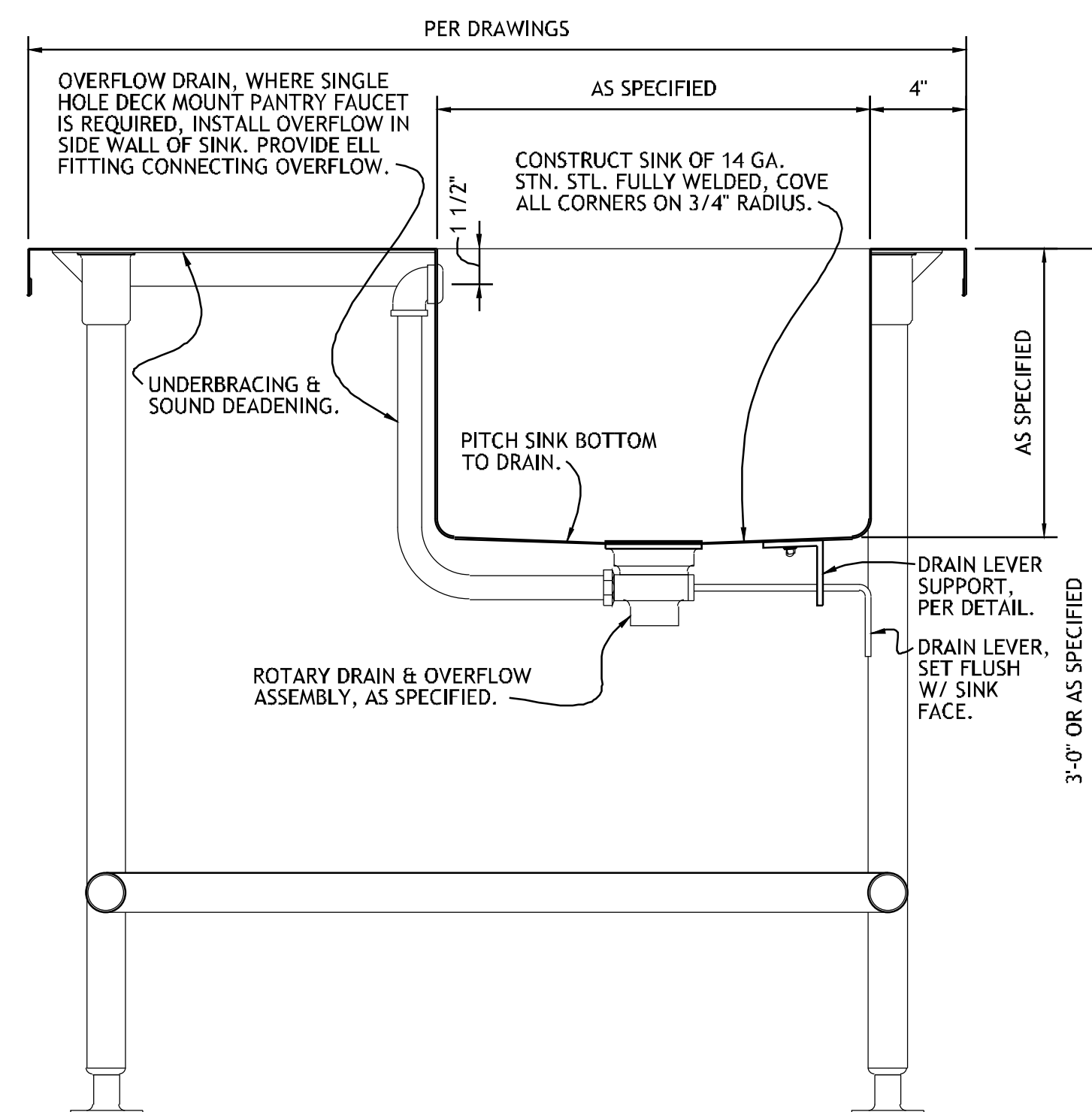
**1 SECTION - MOBILE TABLE**  
 NO SCALE REF: ITEM NO. 05GG & 13FD



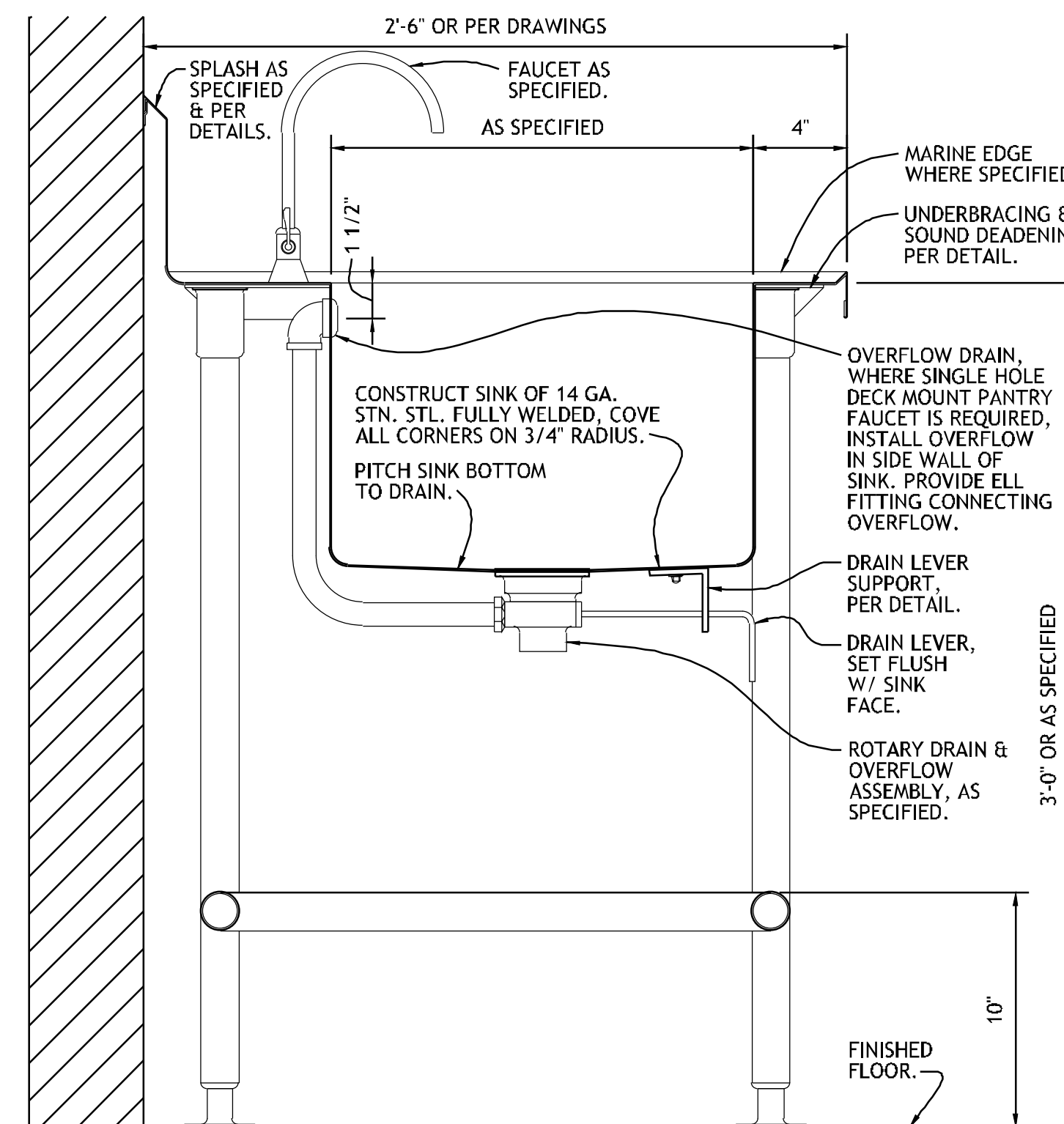
**2 ISOMETRIC - 3-RAIL SHELF**  
 NO SCALE REF: ITEM NO. 67GG, 03BQ & 71FD



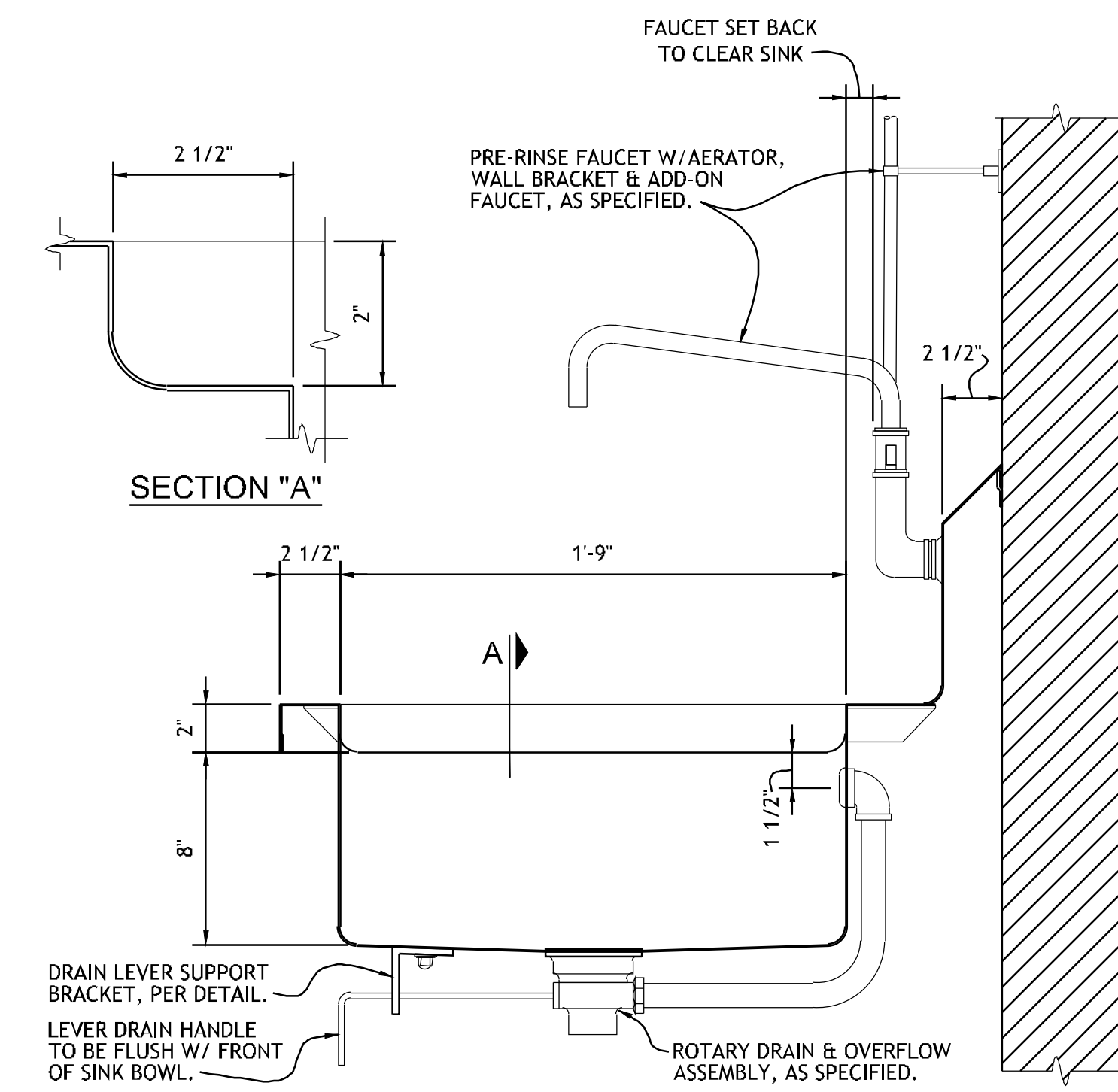
**3 SECTION - POT SINK**  
 NO SCALE REF: ITEM NO. 67GG, 03BQ & 71FD




**4 SECTION - TABLE W/ SINK**  
 NO SCALE REF: ITEM NO. 08GG, 18BQ, 23BQ & 31BQ



**5 SECTION - TABLE W/ SINK**  
 NO SCALE REF: ITEM NO. 07FD, 11FD & 64FD



**6 SECTION - GLASS FILLER SINK**  
 NO SCALE REF: ITEM NO. 63GG, 56BQ, 59BQ & 52FD



**James R. Childers Architect, Inc.**

45 South 4th Street  
 Fort Smith, AR 72901  
 479-783-2480  
 www.jrchildersarchitect.com

PROFESSIONAL SEAL:

CONSULTANT LOGO:

**HESMAN Group, LLC**  
 7645 E. 69RD STREET  
 SUITE 201  
 TULSA, OKLAHOMA 74133

CLIENT: **CHEROKEE NATION Entertainment**



CHEROKEE NATION ENTERTAINMENT  
**TAHLEQUAH CASINO**  
 TAHLEQUAH, OKLAHOMA

PROJECT PHASE:

**BID PACKAGE 5**

#	DATE	REVISIONS DESCRIPTION

DATE: 05/03/18 JOB NUMBER: 17-06

SHEET NUMBER:

**FS504**

FOODSERVICE EQUIPMENT DETAILS



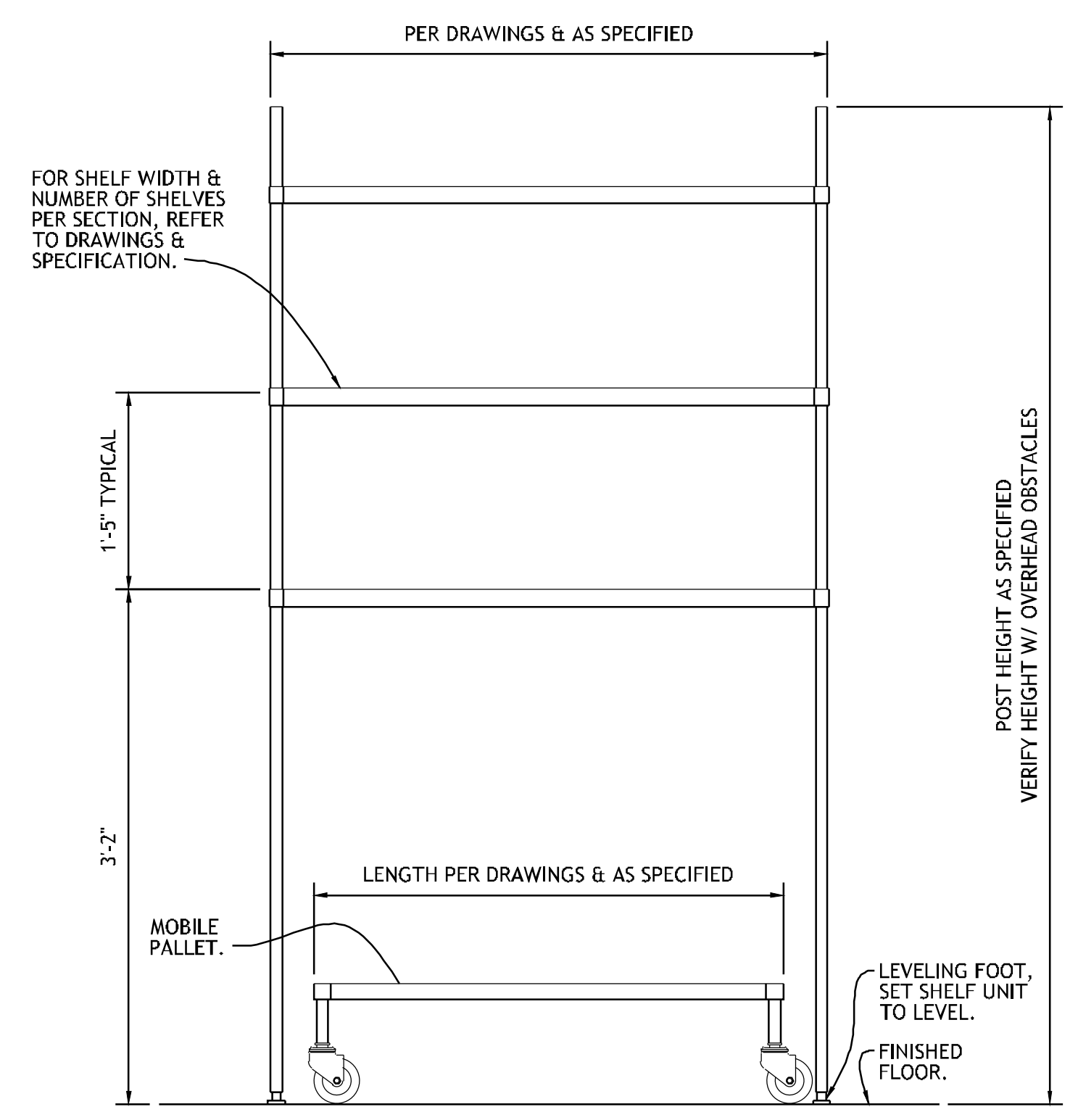




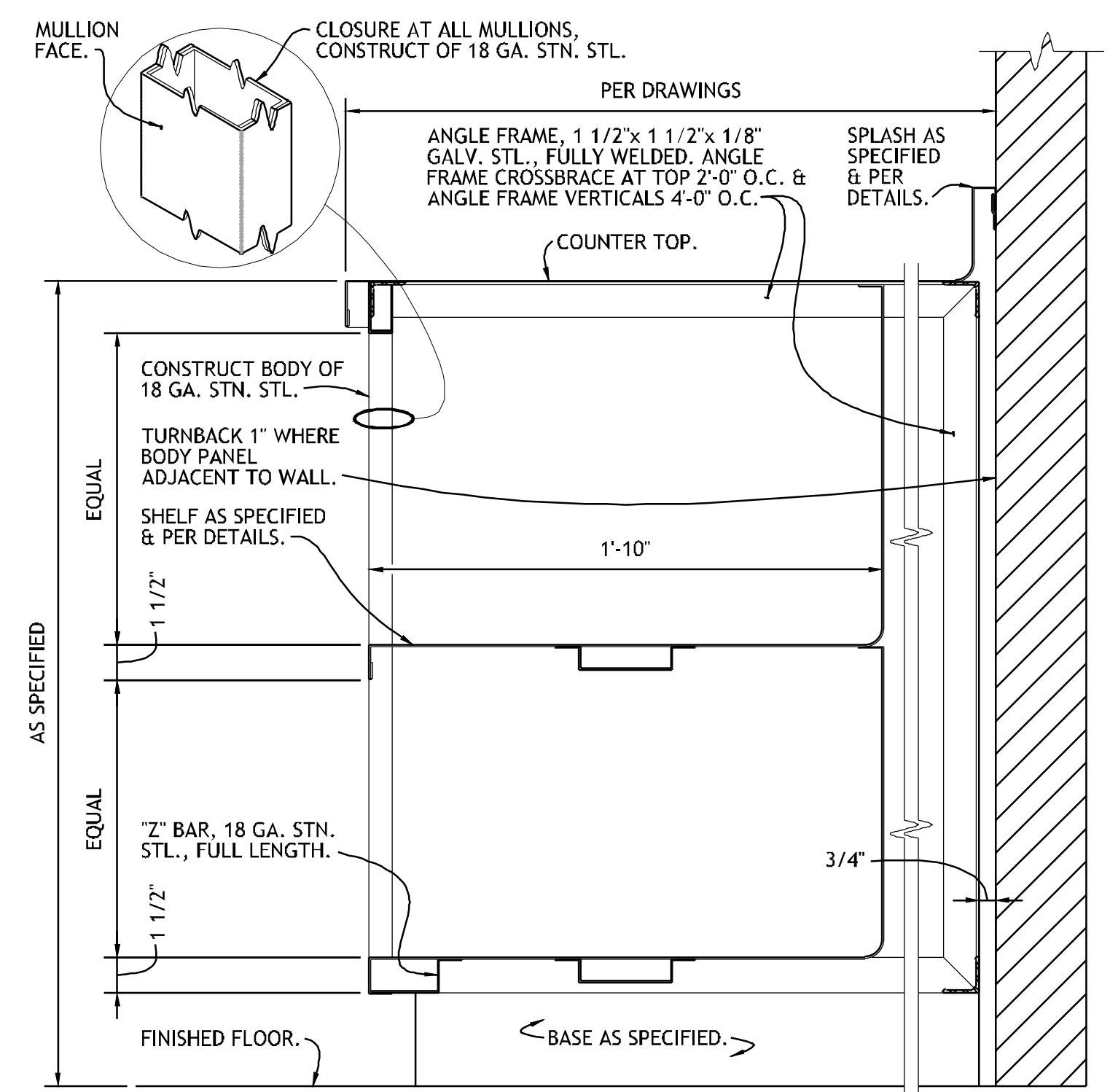




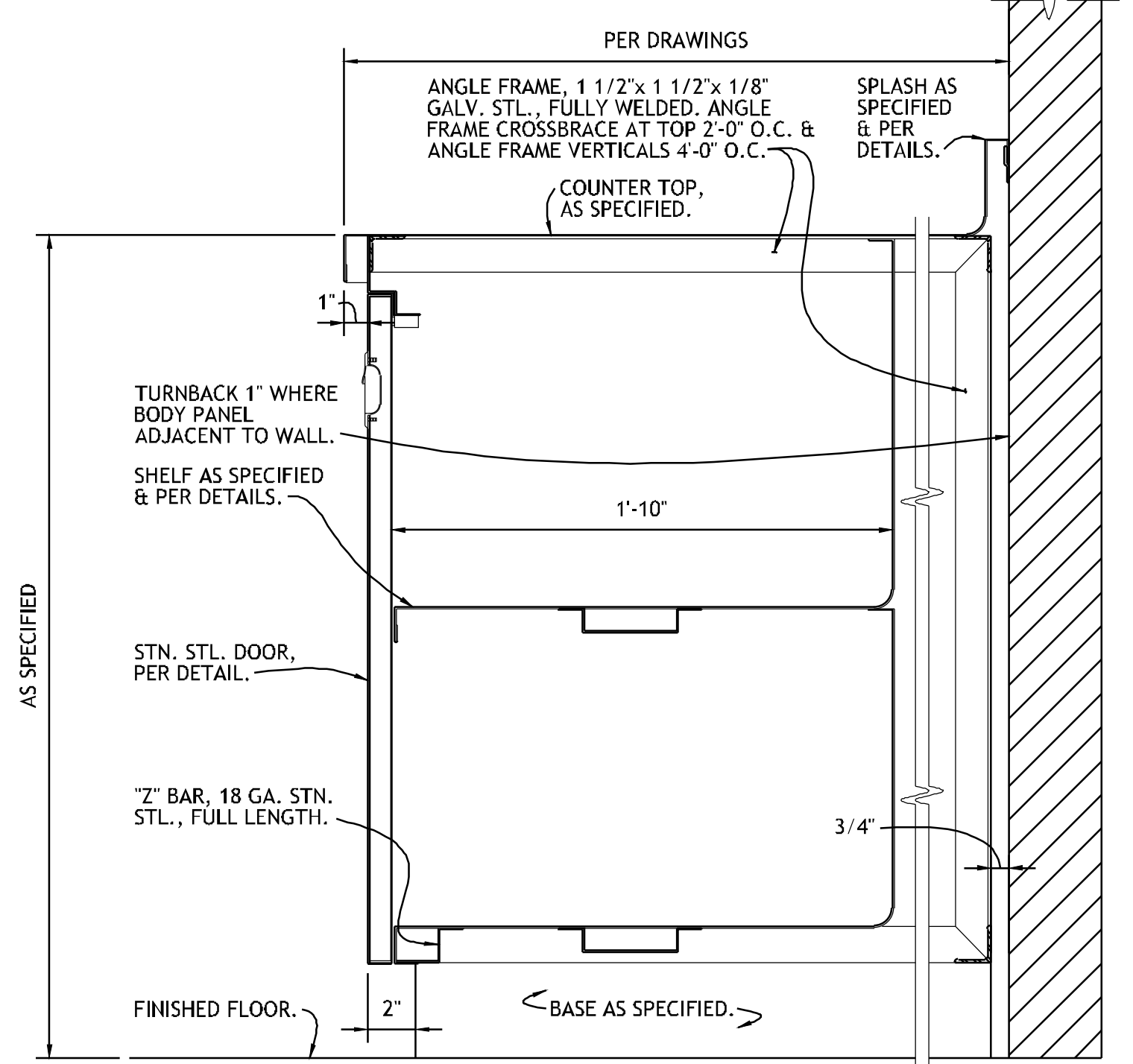
PROJECT NO. 0148



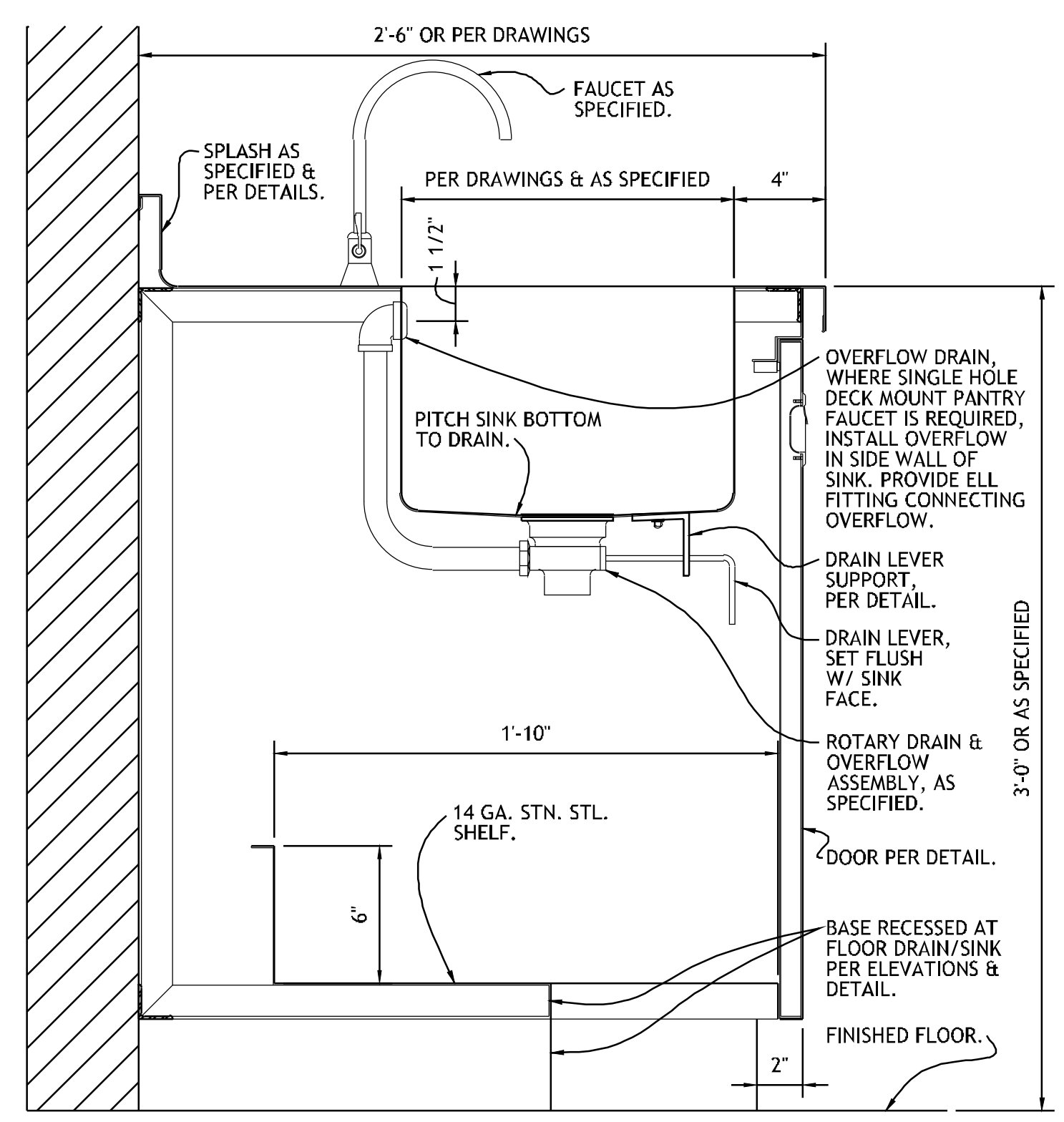
**1** **DETAIL - SHELVING W/ DUNNAGE RACK**  
NO SCALE REF: ITEM NO. 04WH



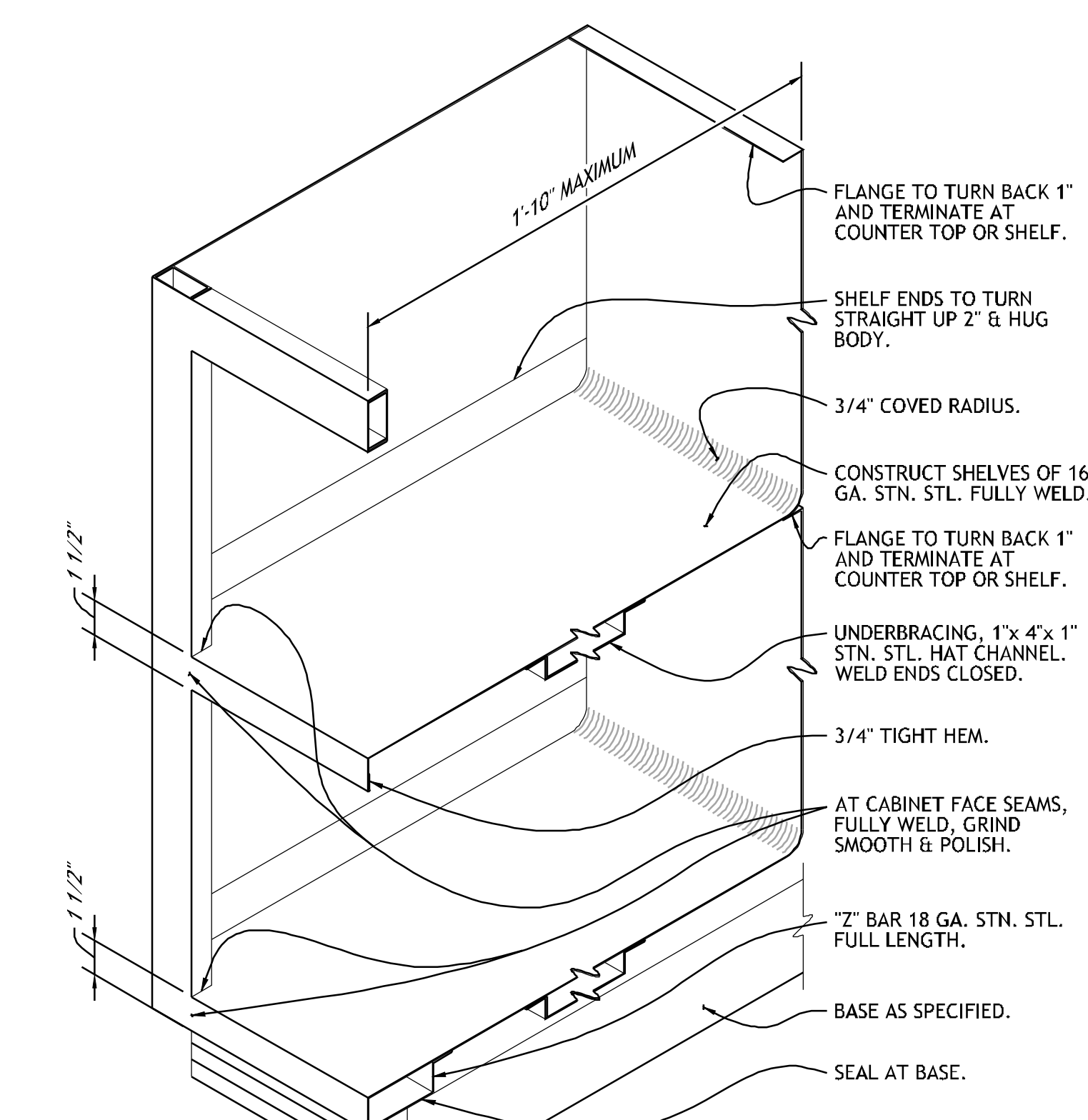
**2** **TYPICAL SECTION - CABINET BASE**  
NO SCALE REF: ITEM NO. 32FD



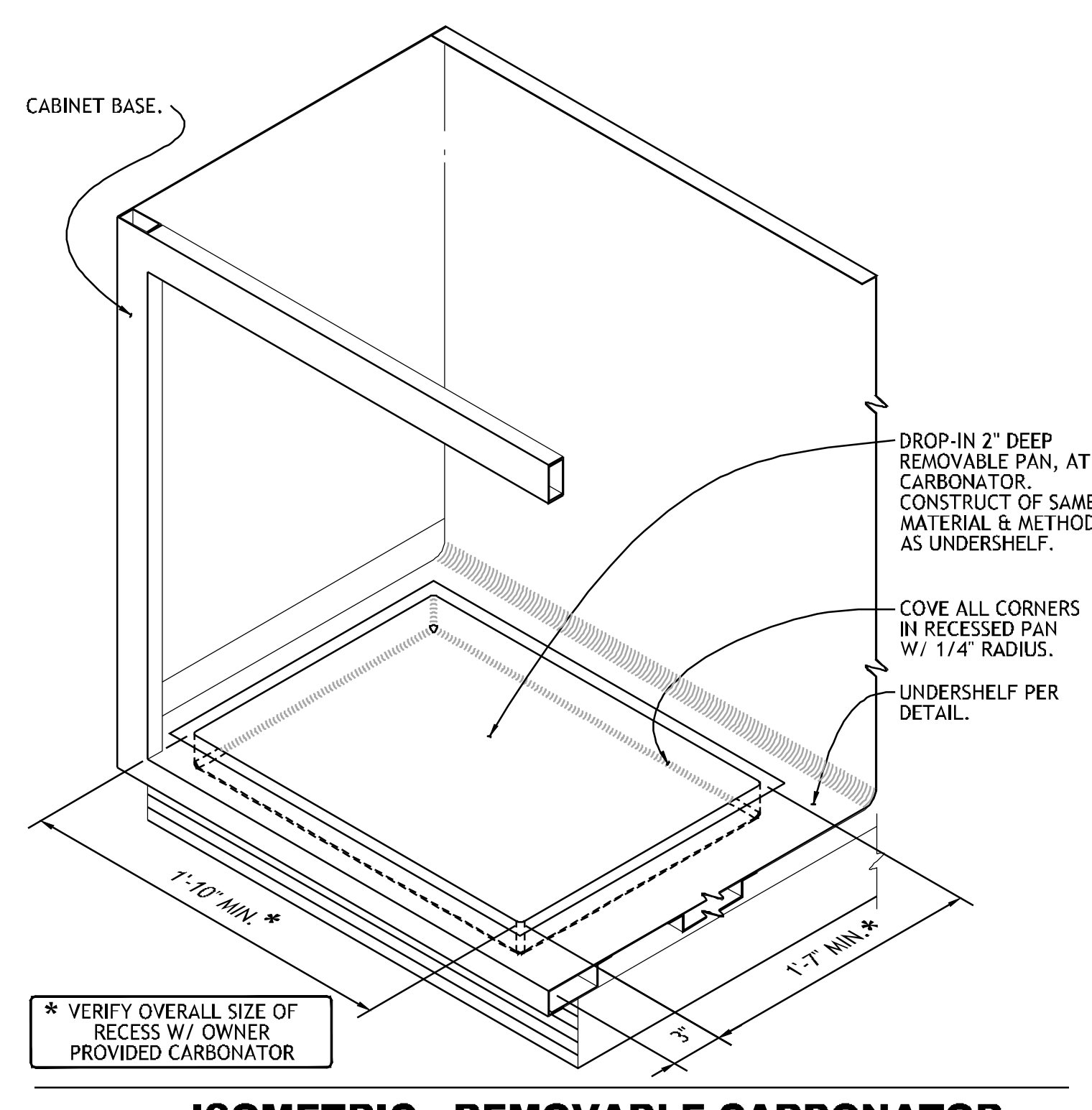
**3** **TYPICAL SECTION - CABINET BASE W/ DOOR**  
NO SCALE REF: ITEM NO. 04ED, 42GG & 32FD




**4** **SECTION - SINK IN CABINET BASE**  
NO SCALE REF: ITEM NO. 42GG & 32FD



**5** **ISOMETRIC - SHELVES IN CABINET BASE**  
NO SCALE REF: ITEM NO. 04ED, 01BV, 09BV, 42GG, 53GG & 32FD



**6** **ISOMETRIC - REMOVABLE CARBONATOR CONTAINER PAN**  
NO SCALE REF: ITEM NO. 01BV, 09BV & 53GG



**James R. Childers  
Architect, Inc.**  
45 South 4th Street  
Fort Smith, AR 72901  
478-783-2480  
www.jrchildersarchitect.com

PROFESSIONAL SEAL:

CONSULTANT LOGO:  
**HESMAN Group, LLC**  
7645 E. 63RD STREET  
SUITE 201  
TULSA, OKLAHOMA 74133

CLIENT:  
**CHEROKEE NATION  
Entertainment**  
**Cherokee  
CASINO**

CHEROKEE NATION ENTERTAINMENT  
**TAHLEQUAH CASINO**  
TAHLEQUAH, OKLAHOMA

PROJECT PHASE:  
**BID PACKAGE 5**

#	DATE	REVISIONS DESCRIPTION

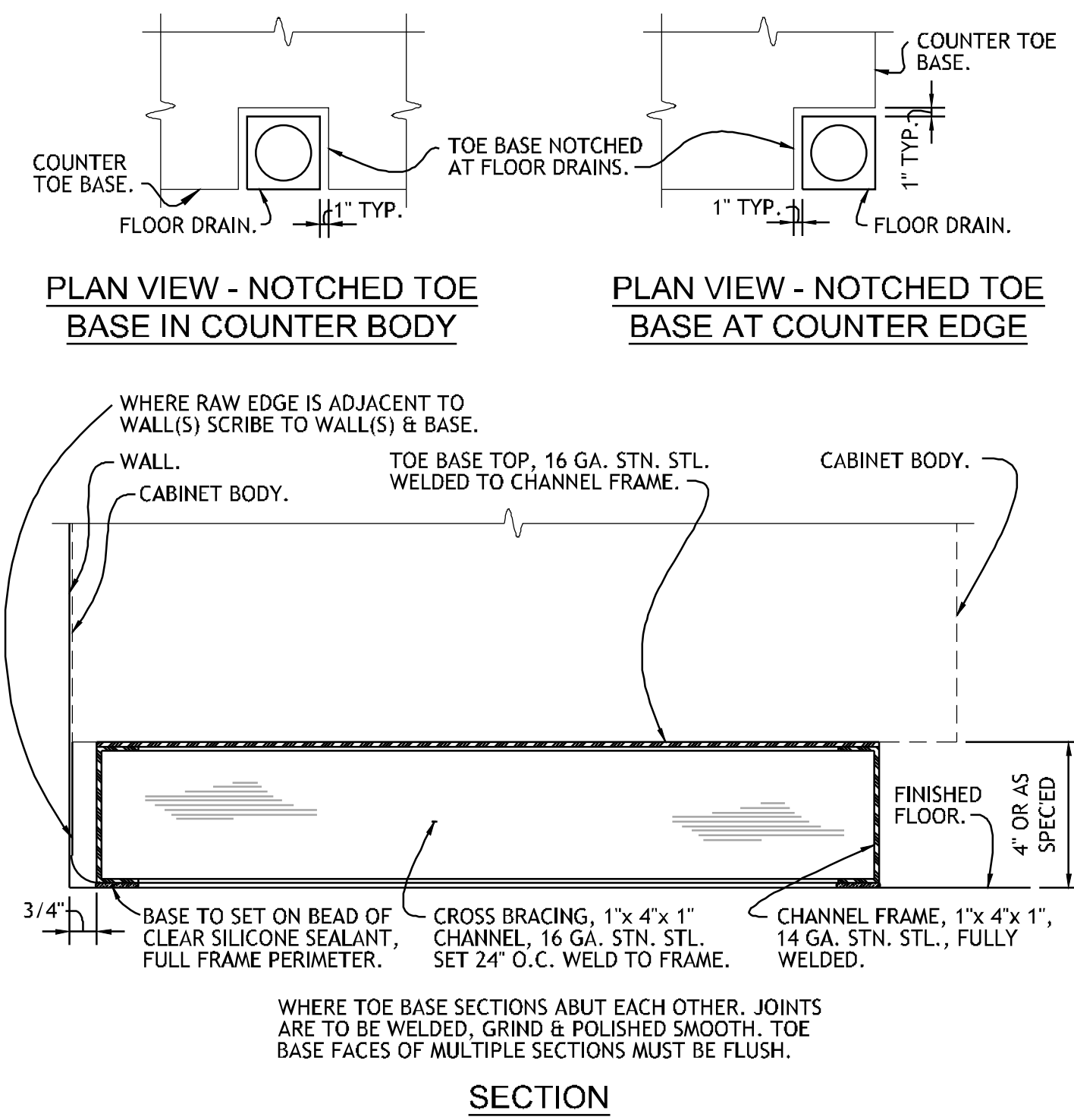
DATE: 05/03/18 JOB NUMBER: 17-06

SHEET NUMBER:  
**FS507**

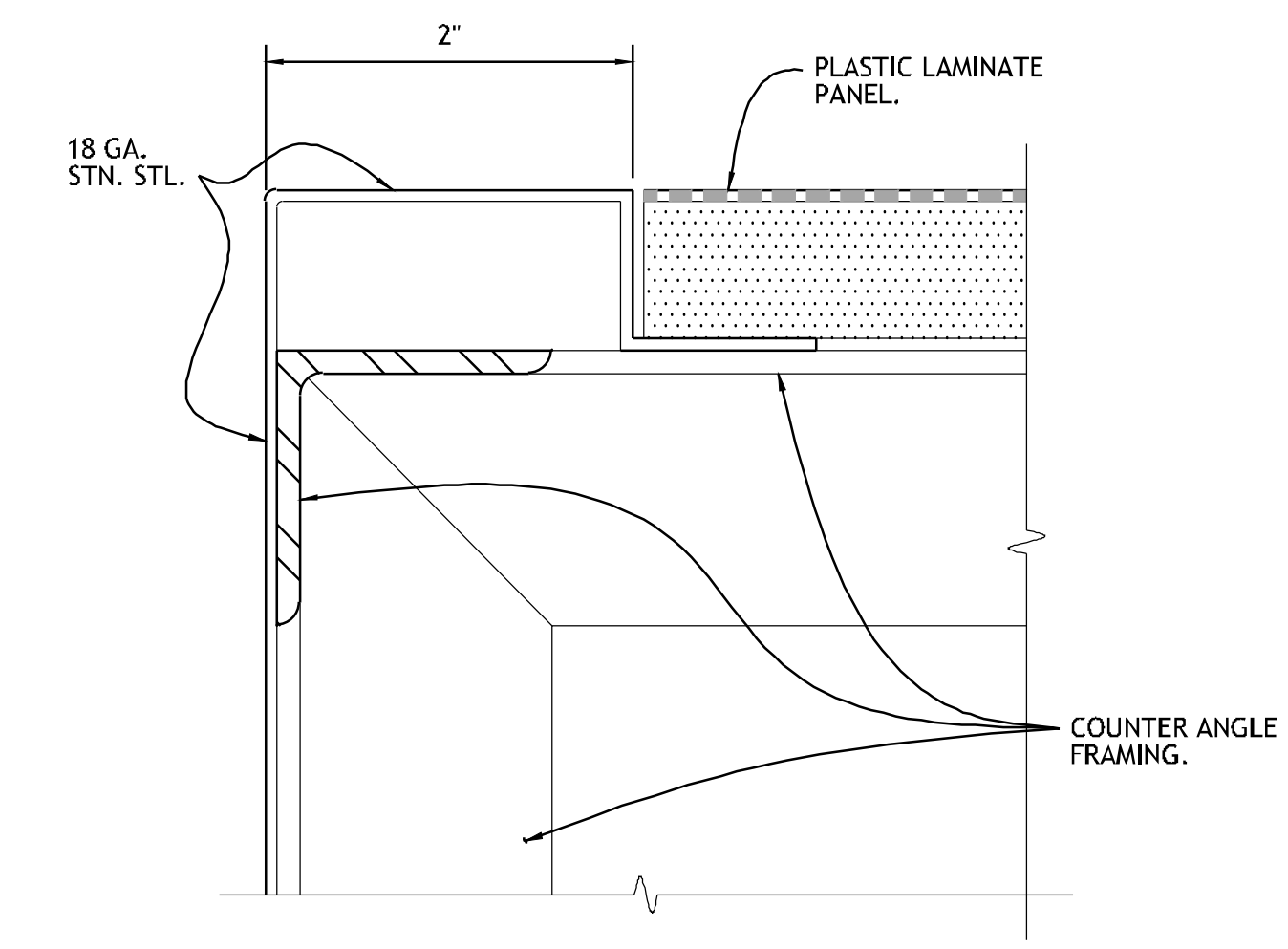
FOODSERVICE  
EQUIPMENT  
DETAILS



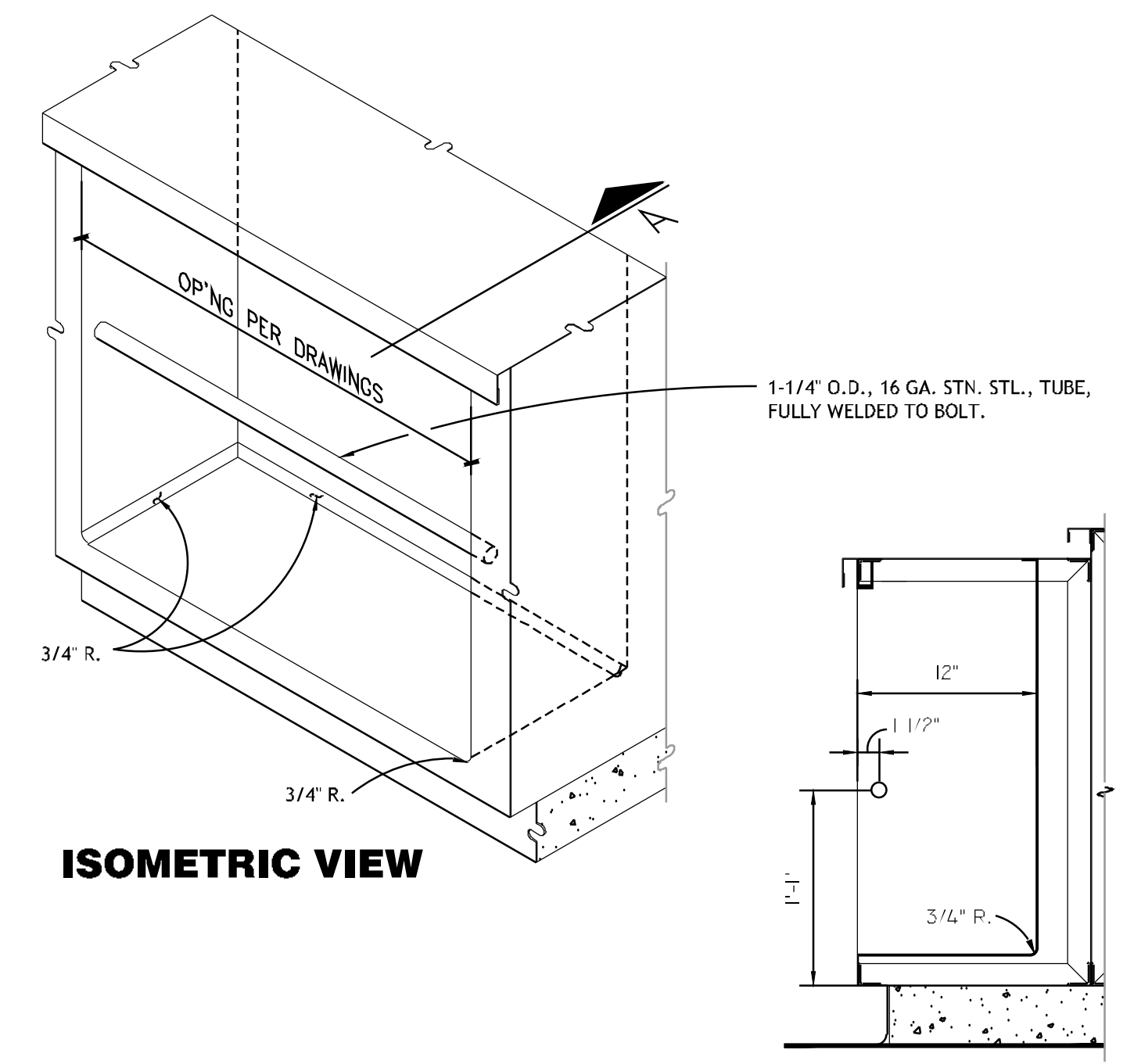
PROJECT NO. 0148  
 1/8" = 1'-0"  
 1/4" = 1'-0"  
 3/8" = 1'-0"  
 1/2" = 1'-0"  
 3/4" = 1'-0"  
 1" = 1'-0"  
 1 1/2" = 1'-0"  
 2" = 1'-0"  
 3" = 1'-0"  
 4" = 1'-0"  
 6" = 1'-0"  
 8" = 1'-0"  
 12" = 1'-0"  
 18" = 1'-0"  
 24" = 1'-0"



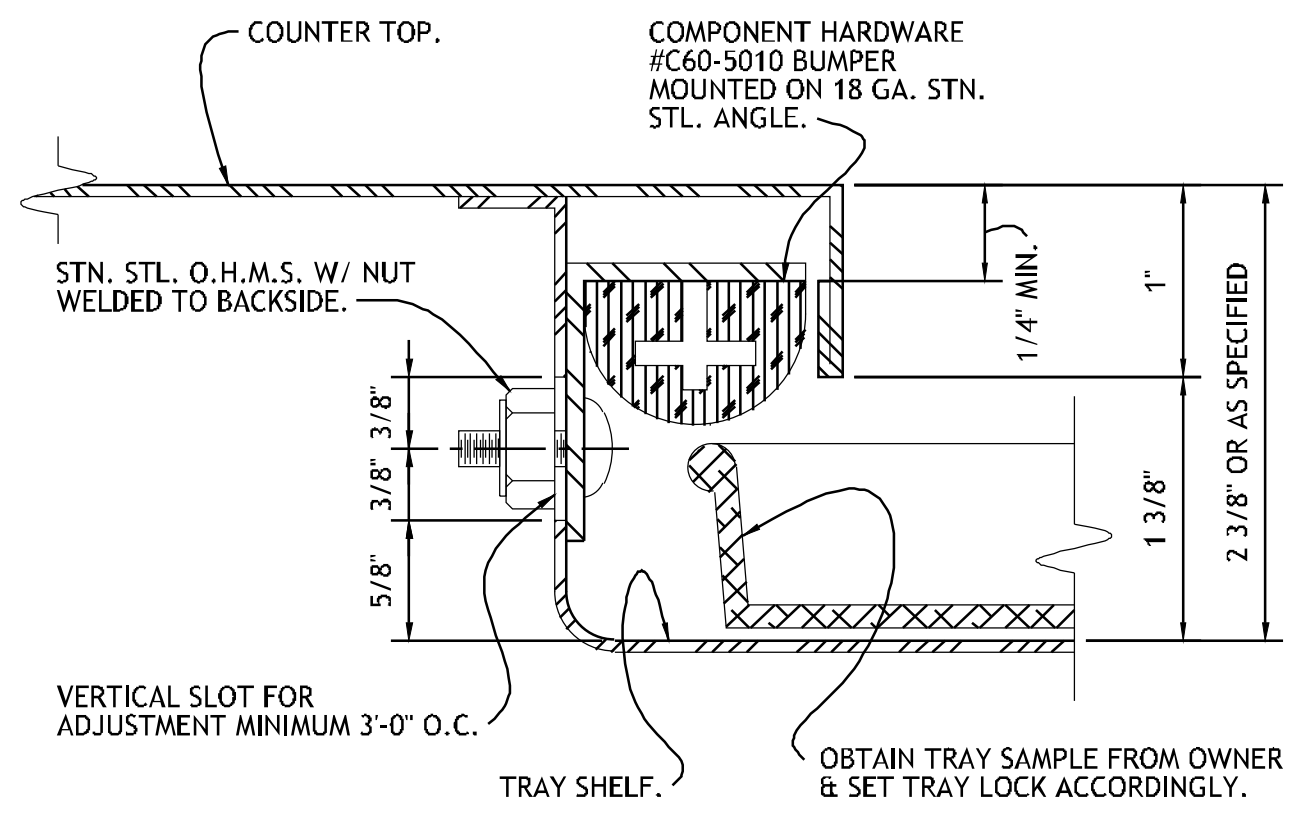
**1** **DETAIL - COUNTER TOE BASE**  
 NO SCALE REF: ITEM NO. 01BV, 09BV, 04ED, 34GG, 42GG, 53GG & 32FD



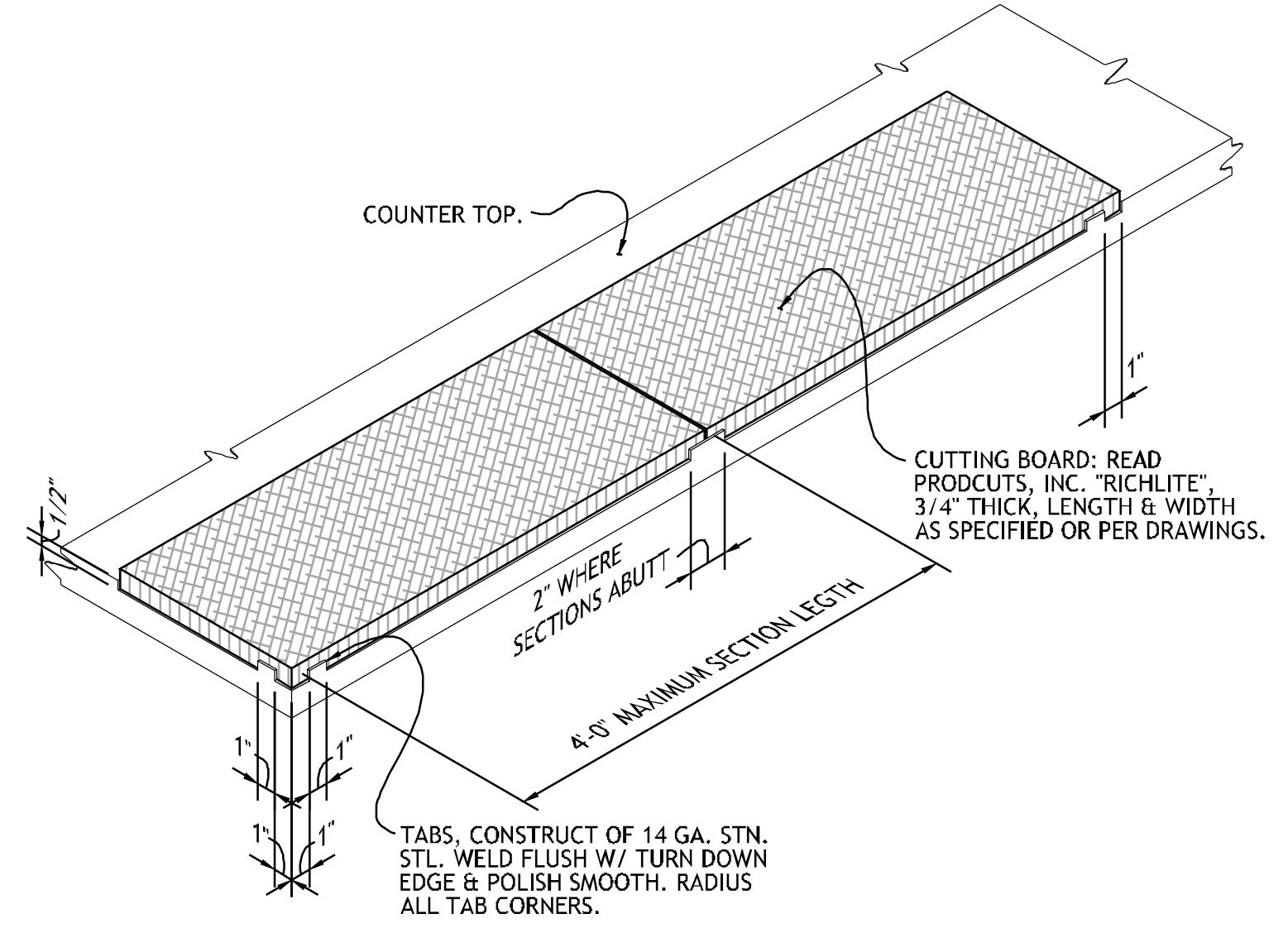
**PLAN VIEW - SECTION - CABINET CORNER**  
 NO SCALE REF: ITEM NO. 01BV, 09BV, 04ED, 42GG & 53GG



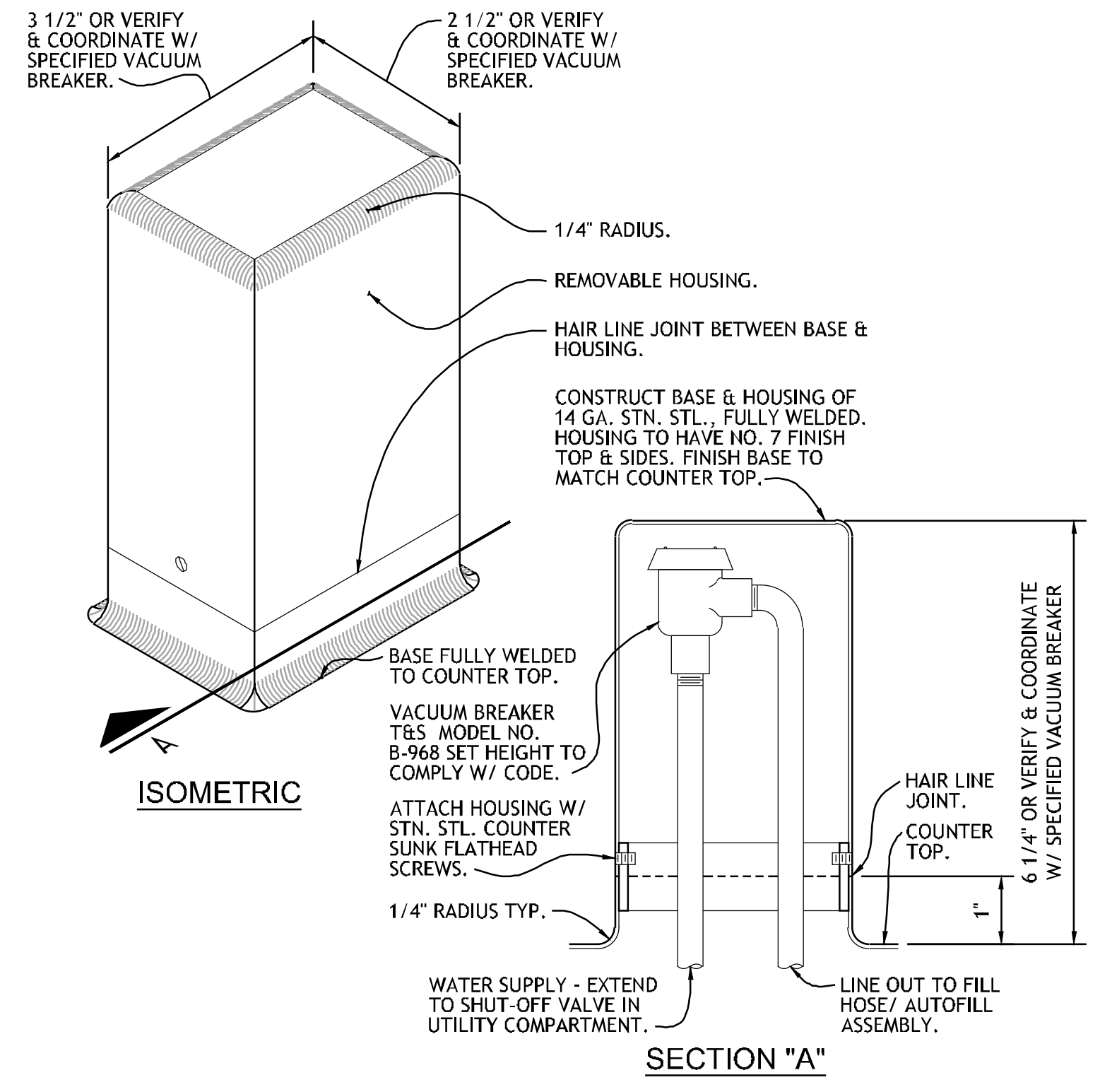
**ISOMETRIC - OVAL TRAY STORAGE COMPARTMENT**  
 NO SCALE REF: ITEM NO. 32FD




**4** **SECTION - TRAY LOCK**  
 NO SCALE REF: ITEM NO. 32FD



**5** **ISOMETRIC - CUTTING BOARD**  
 NO SCALE REF: ITEM NO. 34GG



**6** **DETAIL - VACUUM BREAKER HOUSING**  
 NO SCALE REF: ITEM NO. 34GG, 38BQ & 32FD



**James R. Childers Architect, Inc.**  
 45 South 4th Street  
 Fort Smith, AR 72901  
 479-783-2490  
 www.jrchildersarchitect.com

PROFESSIONAL SEAL:  
 CONSULTANT LOGO:

**HESMAN Group, LLC**  
 7645 E. 69th STREET  
 SUITE 201  
 TULSA, OKLAHOMA 74133



CHEROKEE NATION ENTERTAINMENT  
**TAHLEQUAH CASINO**  
 TAHLEQUAH, OKLAHOMA

PROJECT PHASE  
**BID PACKAGE 5**

REVISIONS		
#	DATE	DESCRIPTION

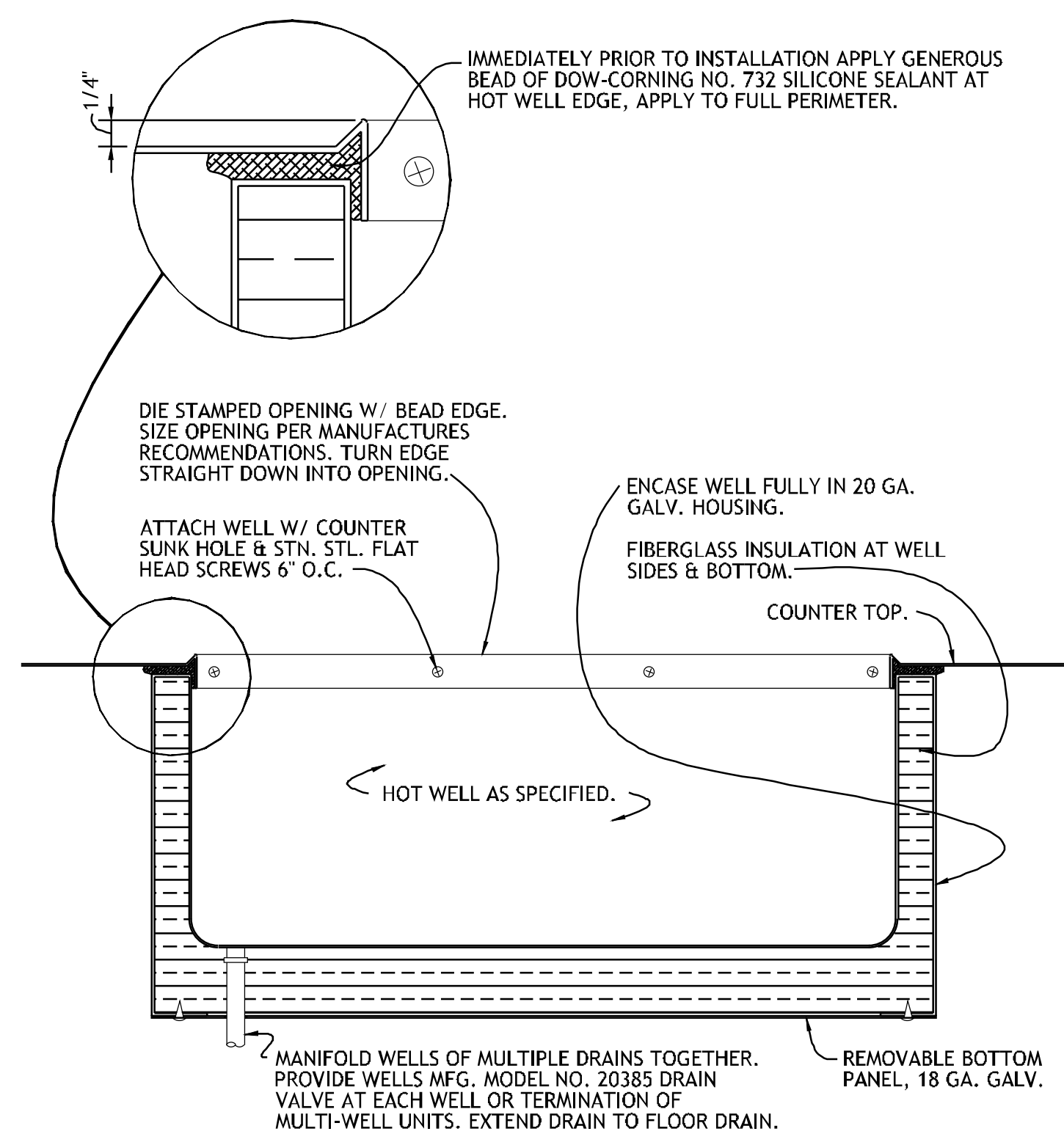
DATE: 05/03/18 JOB NUMBER: 17-06

SHEET NUMBER: **FS508**

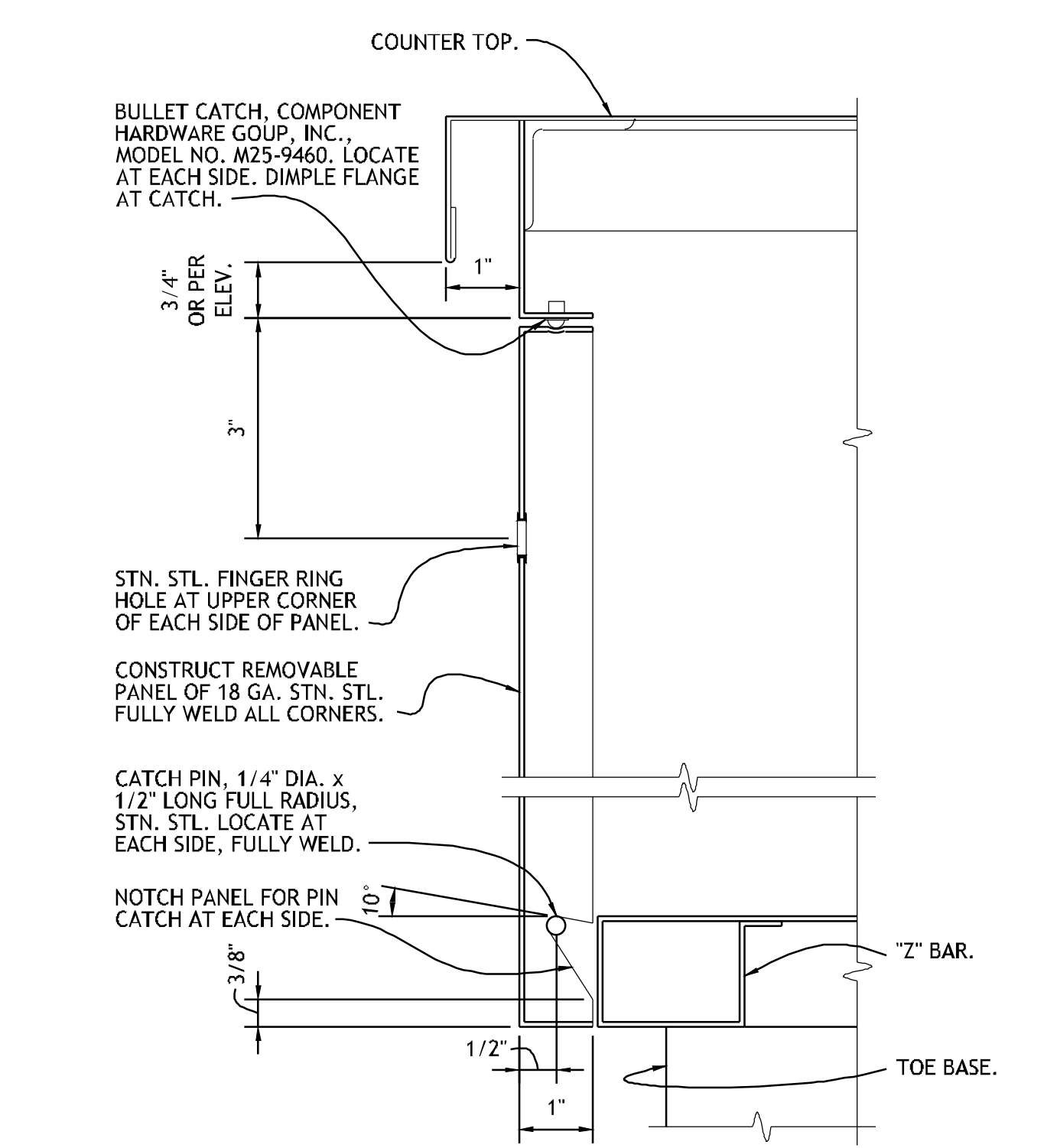
FOODSERVICE EQUIPMENT DETAILS



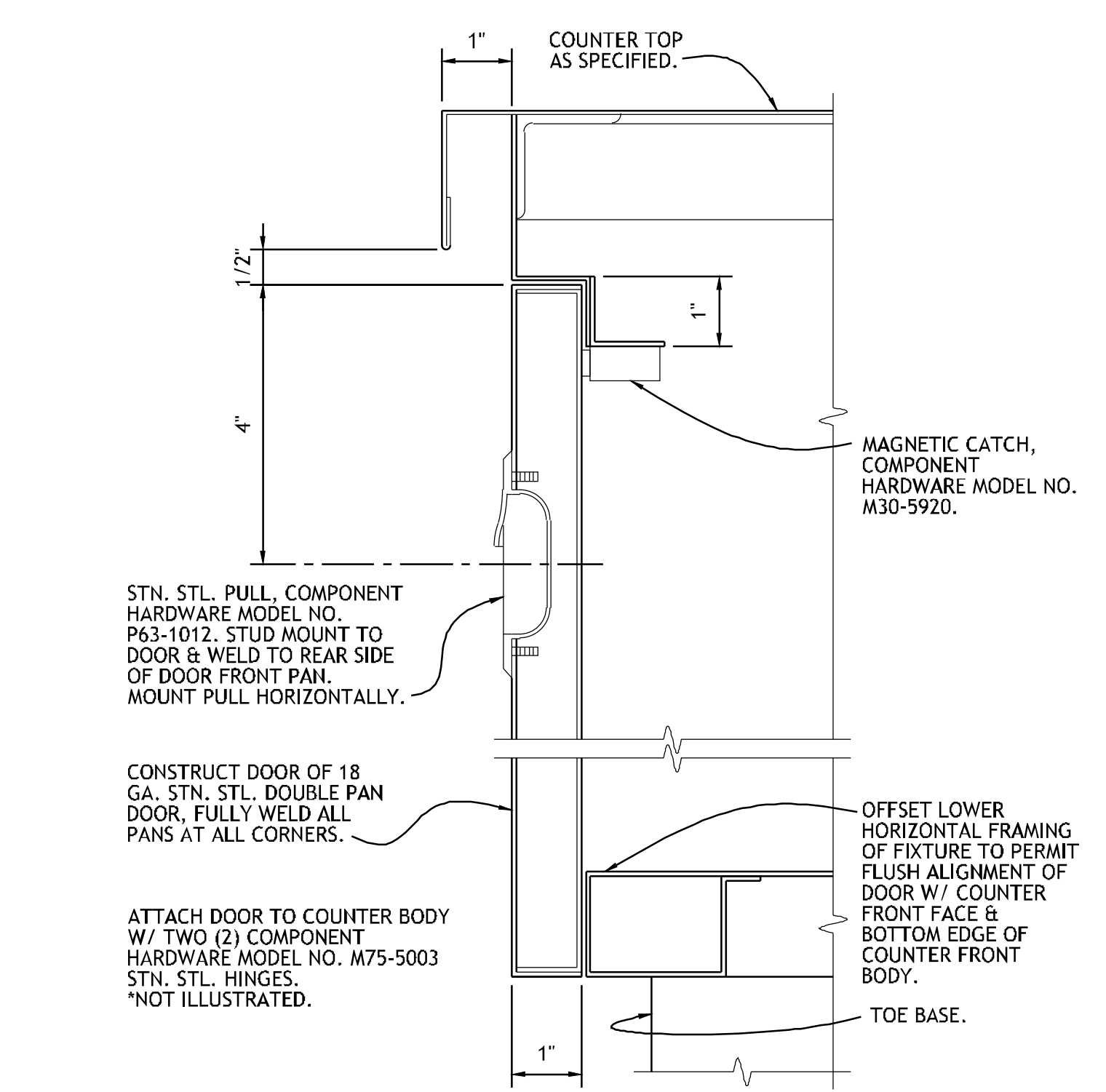
PROJECT NO. 0148



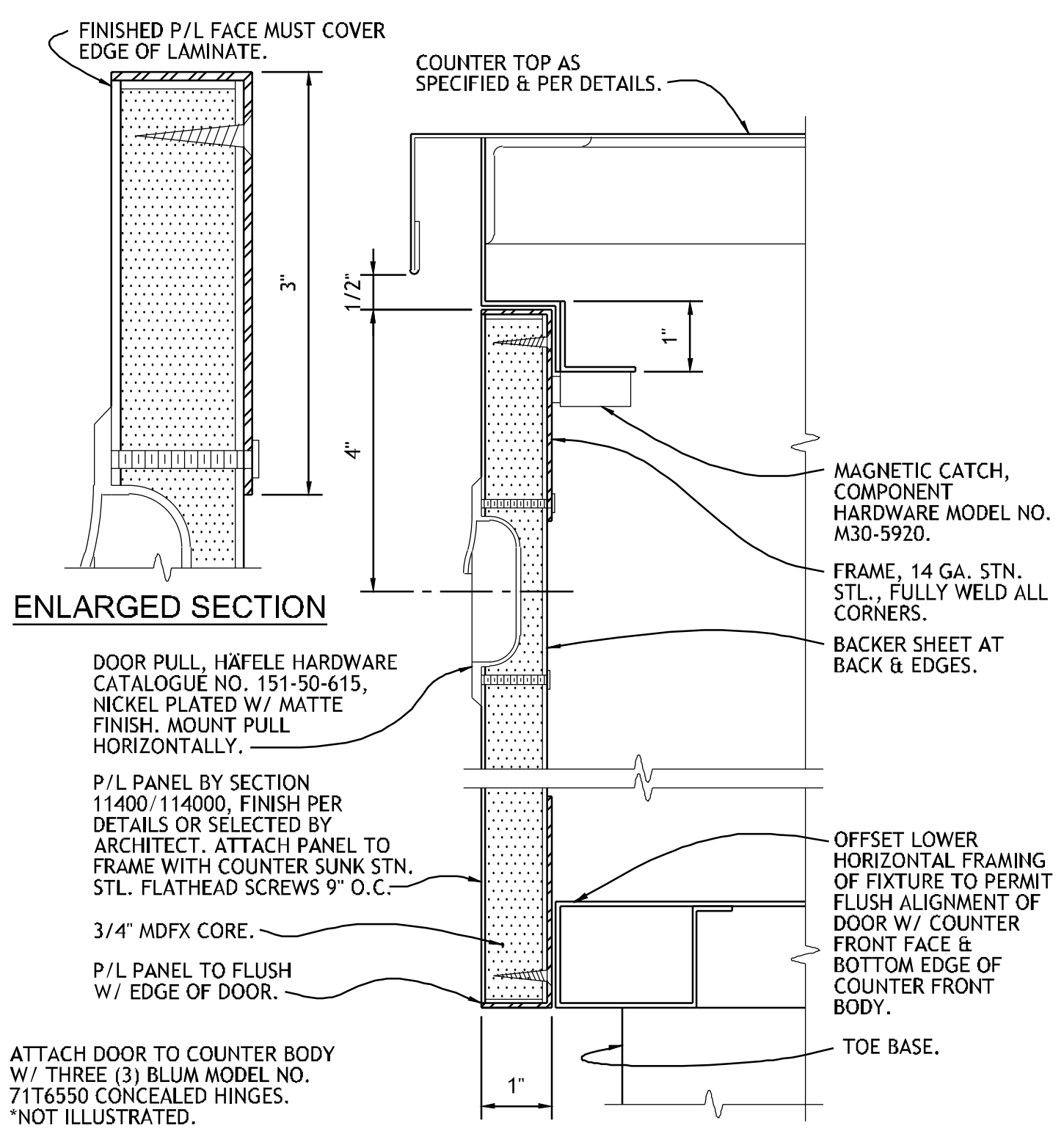
**1 SECTION - HOT FOOD WELL**  
NO SCALE REF: ITEM NO. 34GG & 32FD



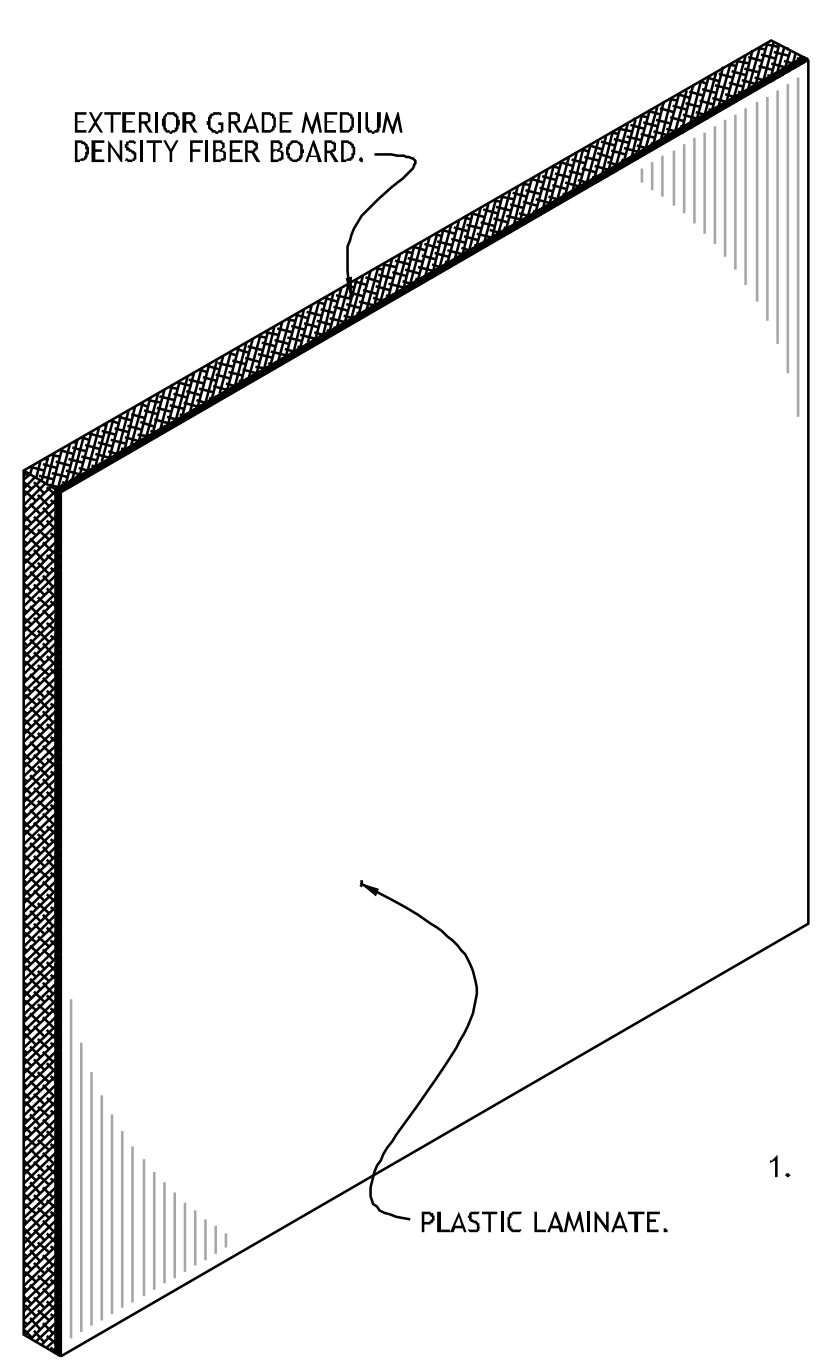
**2 SECTION - REMOVABLE PANEL**  
NO SCALE REF: ITEM NO. 34GG & 32FD



**3 SECTION - HINGED DOOR**  
NO SCALE REF: ITEM NO. 04ED, 34GG & 32FD

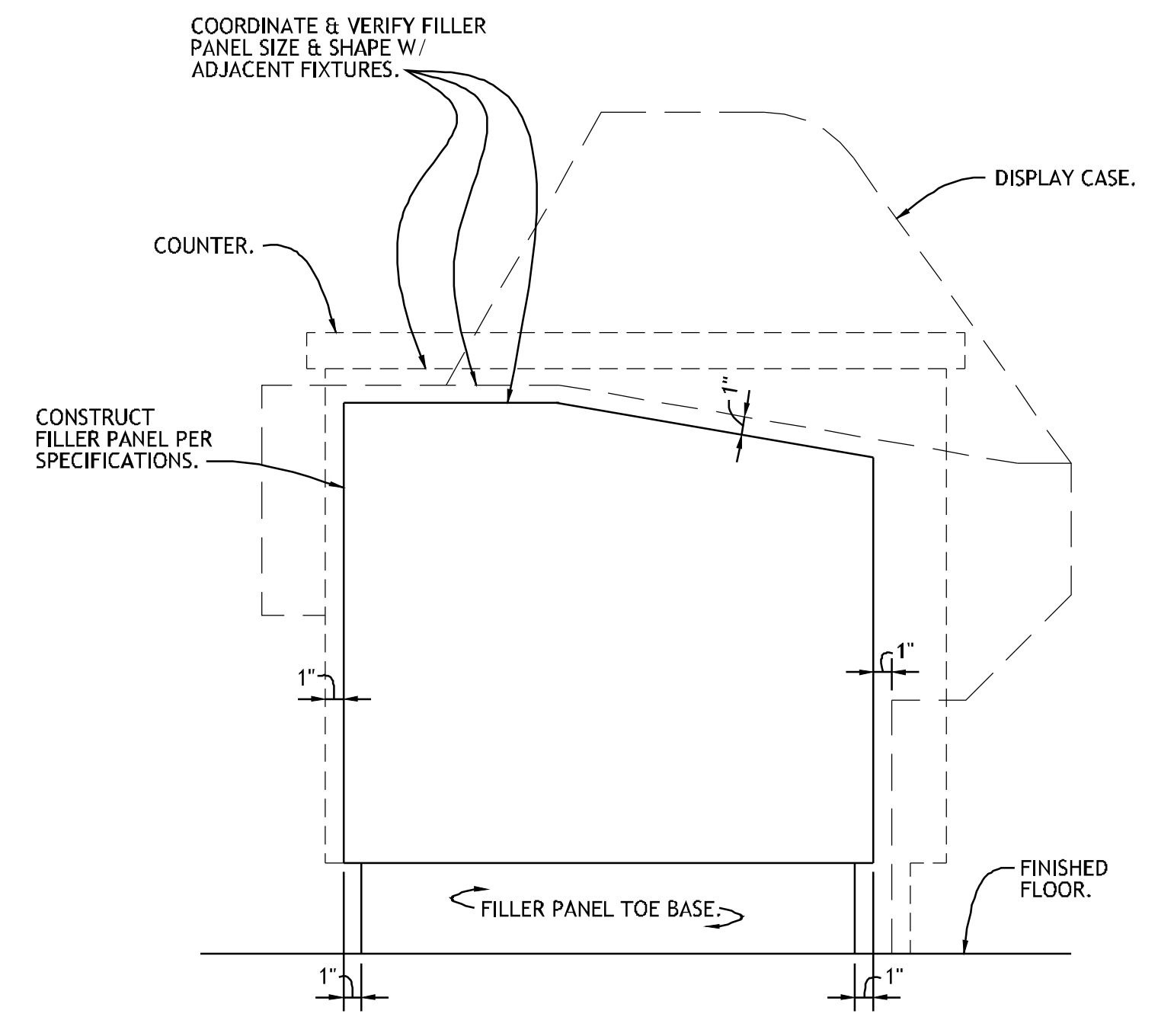


**4 SECTION - P/L PANEL ON HINGED DOOR**  
NO SCALE REF: ITEM NO. 01BV, 09BV & 53GG




**5 ISOMETRIC - PLASTIC LAMINATE PANEL**  
NO SCALE REF: ITEM NO. 01BV, 09BV & 53GG

- CONSTRUCTION NOTES**
- COUNTER BODY PANEL(S), PLASTIC LAMINATE ON 3/4" THICK, EXTERIOR GRADE, MEDIUM DENSITY FIBER BOARD. PLASTIC LAMINATE ON ALL EXPOSED SURFACES. WHERE NOT OTHERWISE SPECIFIED, PLASTIC LAMINATE MANUFACTURE, MODEL, COLOR & PATTERN SELECTED BY ARCHITECT.
  - SECURE LAMINATE PANELS TO COUNTER BODY IN CONCEALED MANNER. REMOVABLE PANEL(S) INSTALLED W/ 14 GA. STN. STL. ZEE CLIPS THAT OVERLAP BODY FRAME MEMBERS). LOCATE "ZEE" CLIPS AT PANEL ENDS & 2'-0" O.C.



**6 DETAIL - FILLER PANEL**  
NO SCALE REF: ITEM NO. 47GG



**James R. Childers Architect, Inc.**  
45 South 4th Street  
Fort Smith, AR 72901  
478-783-2480  
www.jrchildersarchitect.com

PROFESSIONAL SEAL:

CONSULTANT LOGO:  
**HESMAN Group, LLC**  
7645 E. 69RD STREET SUITE 201  
TULSA, OKLAHOMA 74133

CLIENT:  
**CHEROKEE NATION Entertainment**  
**Cherokee CASINO**

CHEROKEE NATION ENTERTAINMENT  
**TAHLEQUAH CASINO**  
TAHLEQUAH, OKLAHOMA

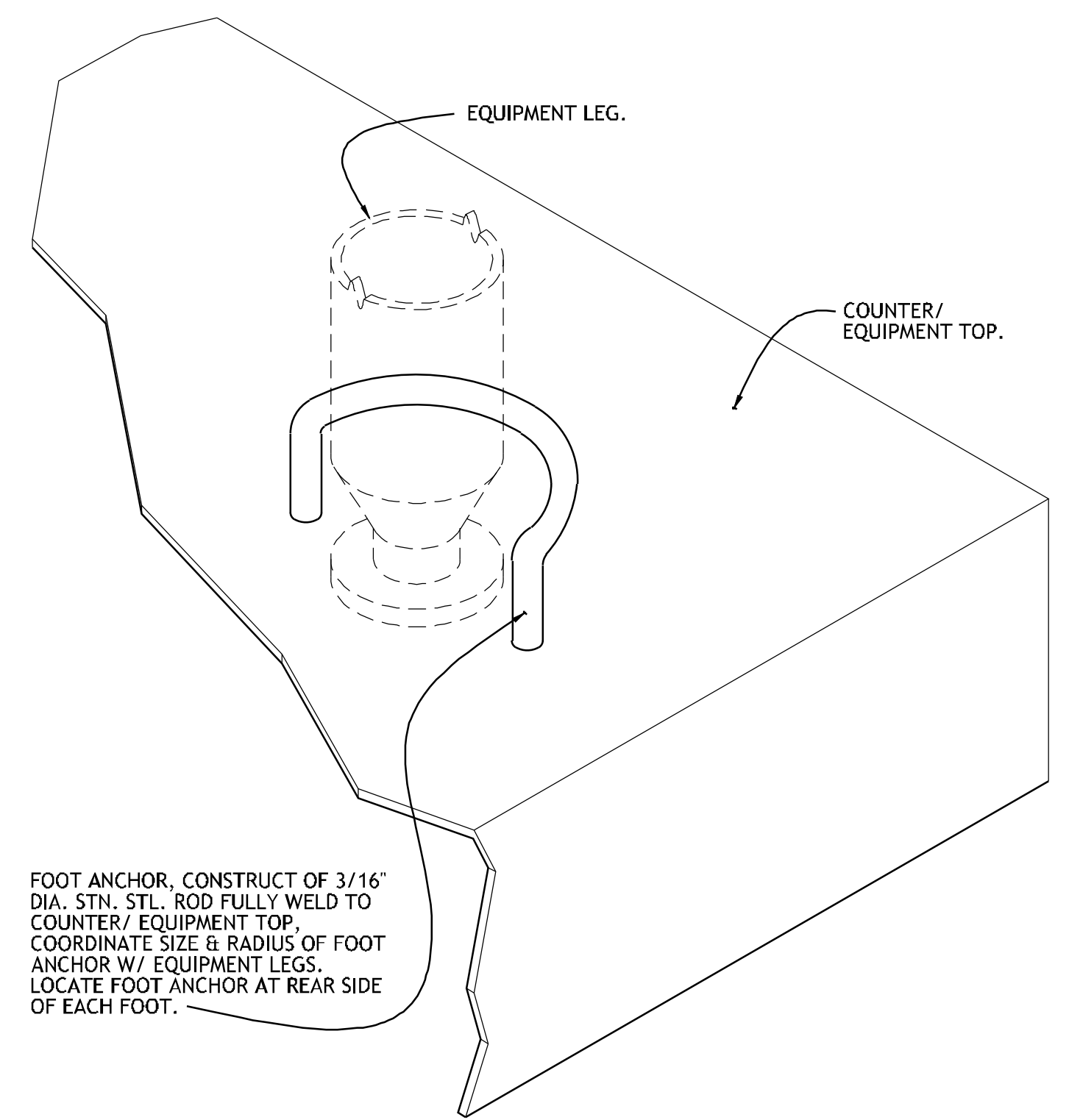
PROJECT PHASE:  
**BID PACKAGE 5**

REVISIONS		
#	DATE	DESCRIPTION

DATE: 05/03/18 JOB NUMBER: 17-06  
SHEET NUMBER: **FS509**  
FOODSERVICE EQUIPMENT DETAILS

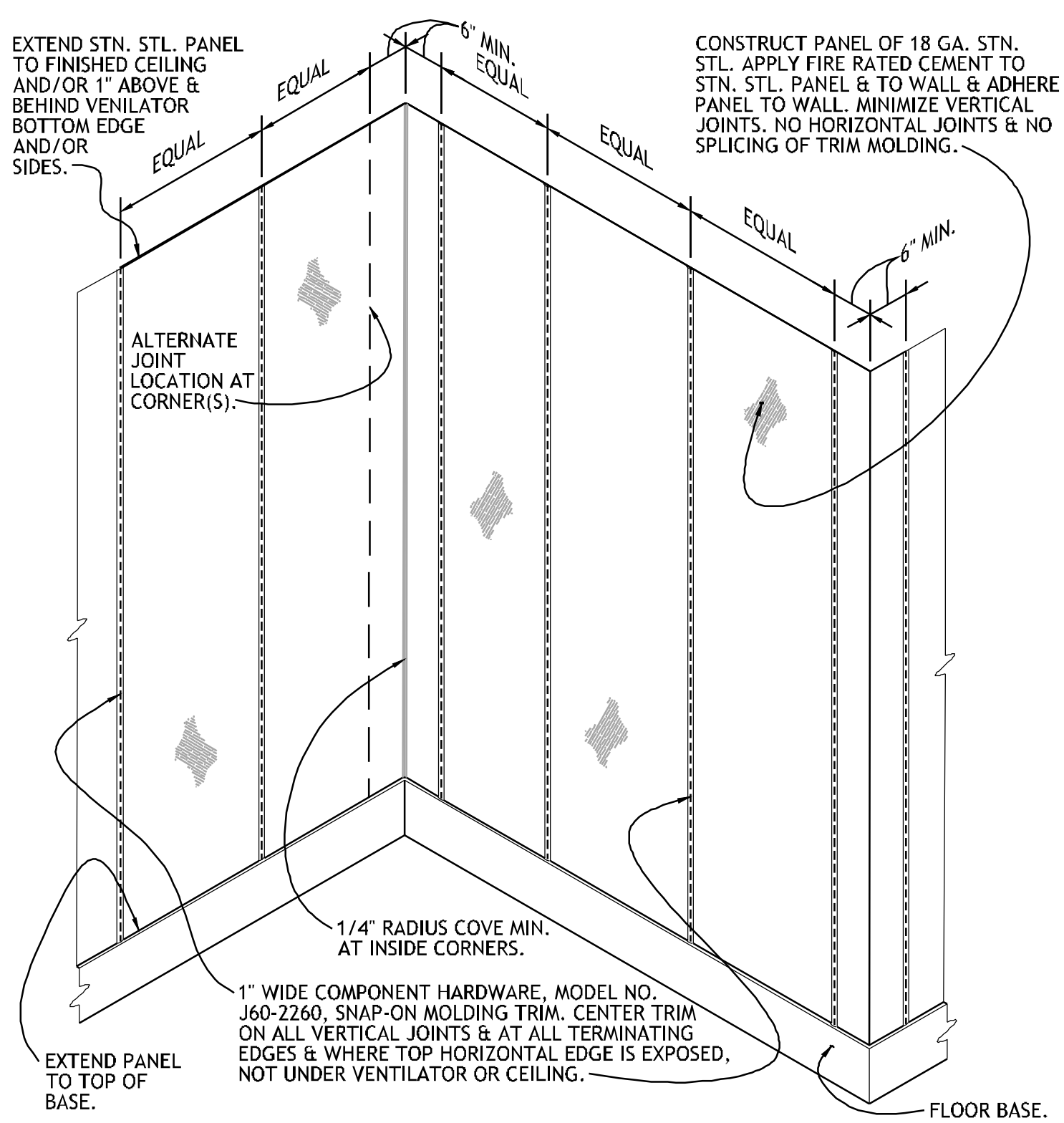


PROJECT NO. 0148  
0  
2  
4  
6  
8  
10  
12  
14  
16  
18  
20  
22  
24  
26  
28  
30  
32  
34  
36  
38  
40  
42  
44  
46  
48  
50  
52  
54  
56  
58  
60  
62  
64  
66  
68  
70  
72  
74  
76  
78  
80  
82  
84  
86  
88  
90  
92  
94  
96  
98  
100



FOOT ANCHOR. CONSTRUCT OF 3/16" DIA. STN. STL. ROD FULLY WELD TO COUNTER/EQUIPMENT TOP. COORDINATE SIZE & RADIUS OF FOOT ANCHOR W/ EQUIPMENT LEGS. LOCATE FOOT ANCHOR AT REAR SIDE OF EACH FOOT.

**1** **DETAIL - FOOT ANCHOR**  
NO SCALE REF: ITEM NO. 24GG & 24FD



EXTEND STN. STL. PANEL TO FINISHED CEILING AND/OR 1" ABOVE & BEHIND VENTILATOR BOTTOM EDGE AND/OR SIDES.

CONSTRUCT PANEL OF 18 GA. STN. STL. APPLY FIRE RATED CEMENT TO STN. STL. PANEL & TO WALL & ADHERE PANEL TO WALL. MINIMIZE VERTICAL JOINTS. NO HORIZONTAL JOINTS & NO SPlicing OF TRIM MOLDING.

6" MIN. EQUAL

6" MIN.

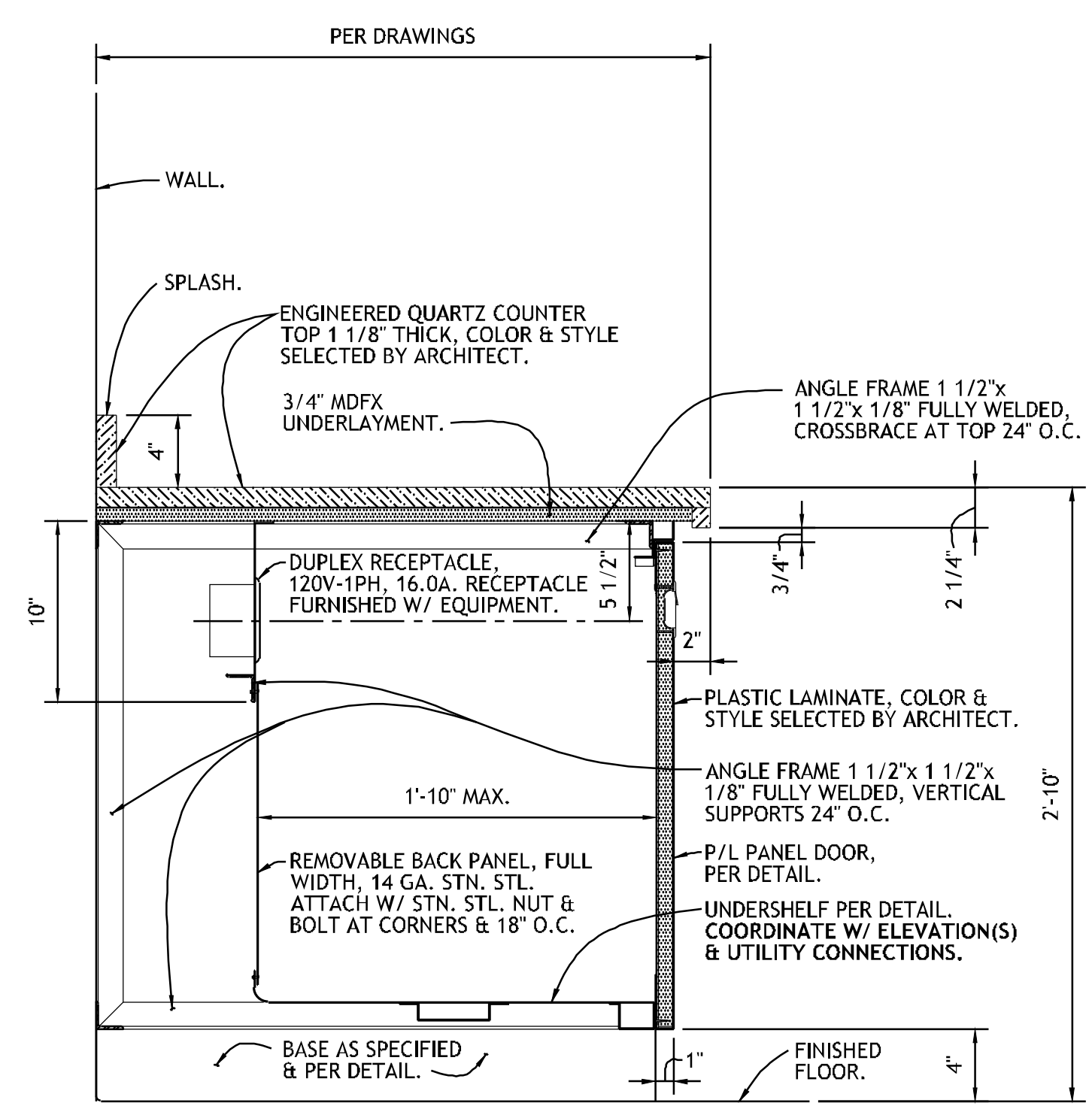
1/4" RADIUS COVE MIN. AT INSIDE CORNERS.

1" WIDE COMPONENT HARDWARE, MODEL NO. J60-2260, SNAP-ON MOLDING TRIM. CENTER TRIM ON ALL VERTICAL JOINTS & AT ALL TERMINATING EDGES & WHERE TOP HORIZONTAL EDGE IS EXPOSED. NOT UNDER VENTILATOR OR CEILING.

EXTEND PANEL TO TOP OF BASE.

FLOOR BASE.

**2** **DETAIL - STAINLESS STEEL WALL PANEL**  
NO SCALE REF: ITEM NO. 15GG, 21GG, 05BQ, 14FD & 21FD



PER DRAWINGS

WALL.

SPLASH.

ENGINEERED QUARTZ COUNTER TOP 1 1/8" THICK, COLOR & STYLE SELECTED BY ARCHITECT.

3/4" MDFX UNDERLAYMENT.

ANGLE FRAME 1 1/2"x 1 1/2"x 1/8" FULLY WELDED, CROSSBRACE AT TOP 24" O.C.

10"

5 1/2"

2"

3/4"

2 1/4"

2'-10"

DUPLIX RECEPTACLE, 120V-1PH, 16.0A. RECEPTACLE FURNISHED W/ EQUIPMENT.

PLASTIC LAMINATE, COLOR & STYLE SELECTED BY ARCHITECT.

ANGLE FRAME 1 1/2"x 1 1/2"x 1/8" FULLY WELDED, VERTICAL SUPPORTS 24" O.C.

1'-10" MAX.

REMOVABLE BACK PANEL, FULL WIDTH, 14 GA. STN. STL. ATTACH W/ STN. STL. NUT & BOLT AT CORNERS & 18" O.C.

P/L PANEL DOOR, PER DETAIL.

UNDERSHELF PER DETAIL. COORDINATE W/ ELEVATION(S) & UTILITY CONNECTIONS.

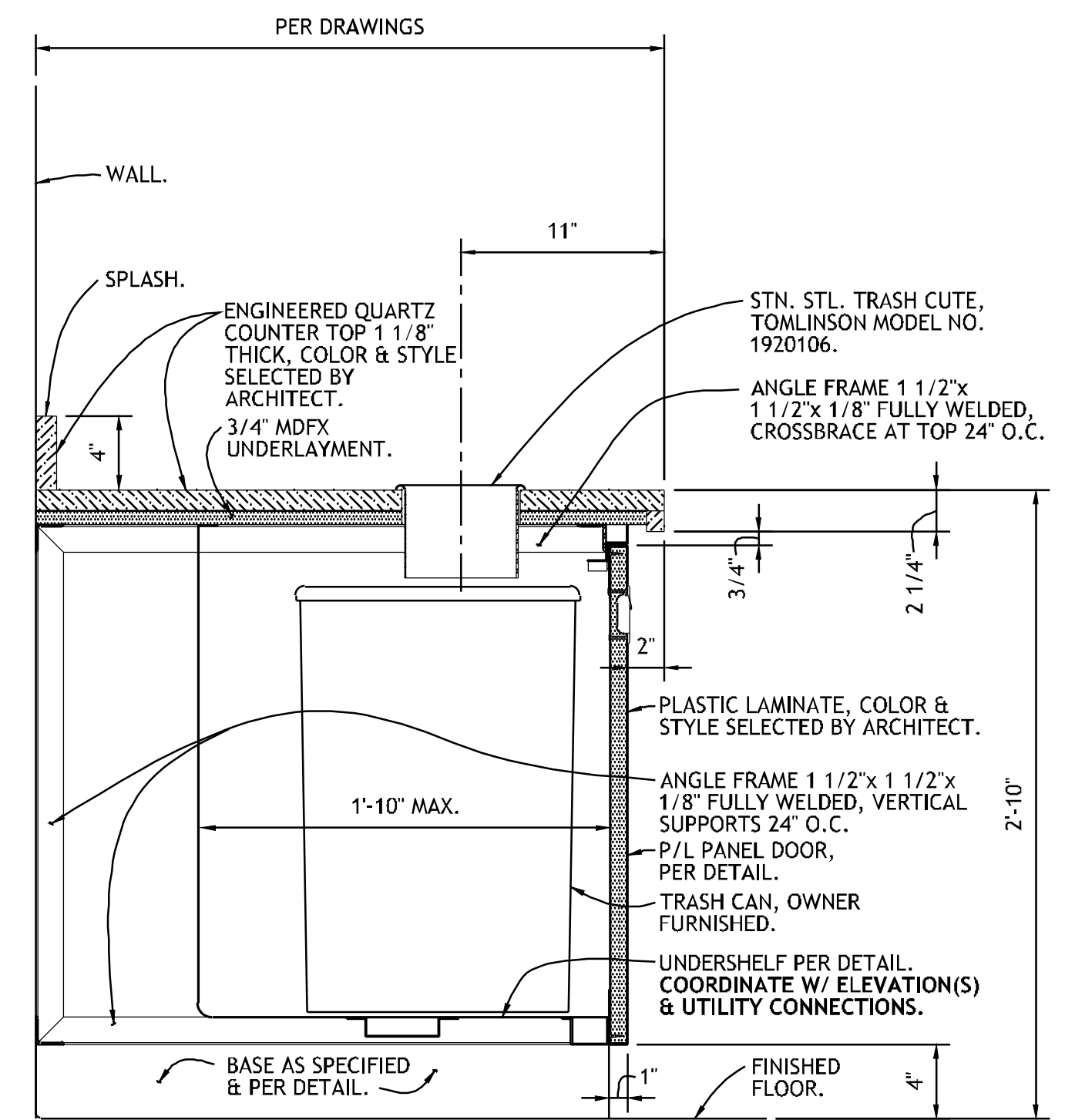
BASE AS SPECIFIED & PER DETAIL.

1"

FINISHED FLOOR.

4"

**3** **SECTION - BEVERAGE COUNTER**  
NO SCALE REF: ITEM NO. 01BV, 09BV & 53GG



PER DRAWINGS

WALL.

SPLASH.

ENGINEERED QUARTZ COUNTER TOP 1 1/8" THICK, COLOR & STYLE SELECTED BY ARCHITECT.

3/4" MDFX UNDERLAYMENT.

11"

STN. STL. TRASH CUTE, TOMLINSON MODEL NO. 1920106.

ANGLE FRAME 1 1/2"x 1 1/2"x 1/8" FULLY WELDED, CROSSBRACE AT TOP 24" O.C.

3/4"

2 1/4"

2'-10"

2"

3/4"

1'-10" MAX.

PLASTIC LAMINATE, COLOR & STYLE SELECTED BY ARCHITECT.

ANGLE FRAME 1 1/2"x 1 1/2"x 1/8" FULLY WELDED, VERTICAL SUPPORTS 24" O.C.

P/L PANEL DOOR, PER DETAIL.

TRASH CAN, OWNER FURNISHED.

UNDERSHELF PER DETAIL. COORDINATE W/ ELEVATION(S) & UTILITY CONNECTIONS.

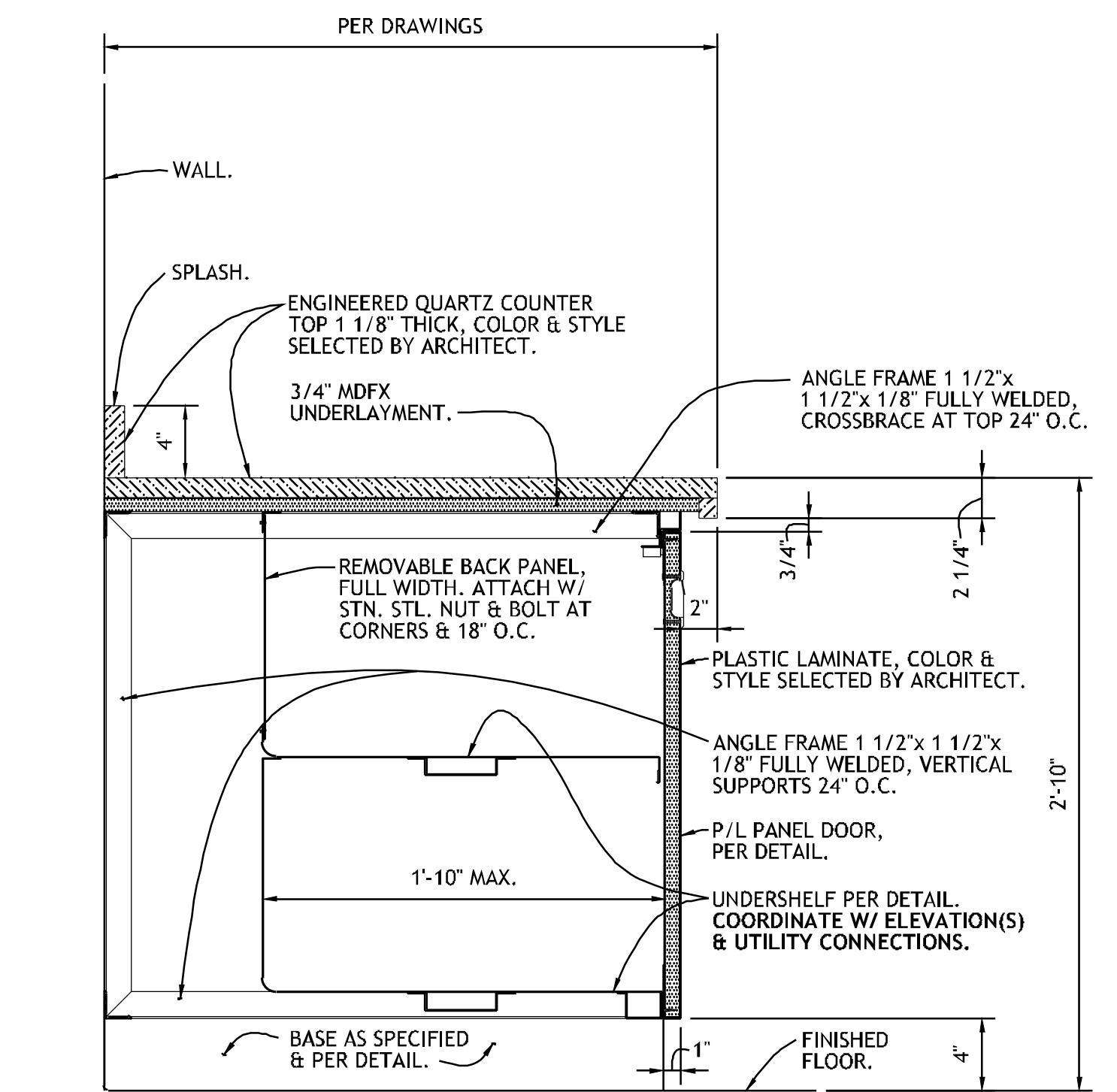
BASE AS SPECIFIED & PER DETAIL.

1"

FINISHED FLOOR.

4"

**4** **SECTION - BEVE. COUNTER AT TRASH CAN**  
NO SCALE REF: ITEM NO. 01BV, 09BV & 53GG



PER DRAWINGS

WALL.

SPLASH.

ENGINEERED QUARTZ COUNTER TOP 1 1/8" THICK, COLOR & STYLE SELECTED BY ARCHITECT.

3/4" MDFX UNDERLAYMENT.

ANGLE FRAME 1 1/2"x 1 1/2"x 1/8" FULLY WELDED, CROSSBRACE AT TOP 24" O.C.

3/4"

2 1/4"

2'-10"

2"

3/4"

1'-10" MAX.

REMOVABLE BACK PANEL, FULL WIDTH, ATTACH W/ STN. STL. NUT & BOLT AT CORNERS & 18" O.C.

PLASTIC LAMINATE, COLOR & STYLE SELECTED BY ARCHITECT.

ANGLE FRAME 1 1/2"x 1 1/2"x 1/8" FULLY WELDED, VERTICAL SUPPORTS 24" O.C.

P/L PANEL DOOR, PER DETAIL.

UNDERSHELF PER DETAIL. COORDINATE W/ ELEVATION(S) & UTILITY CONNECTIONS.

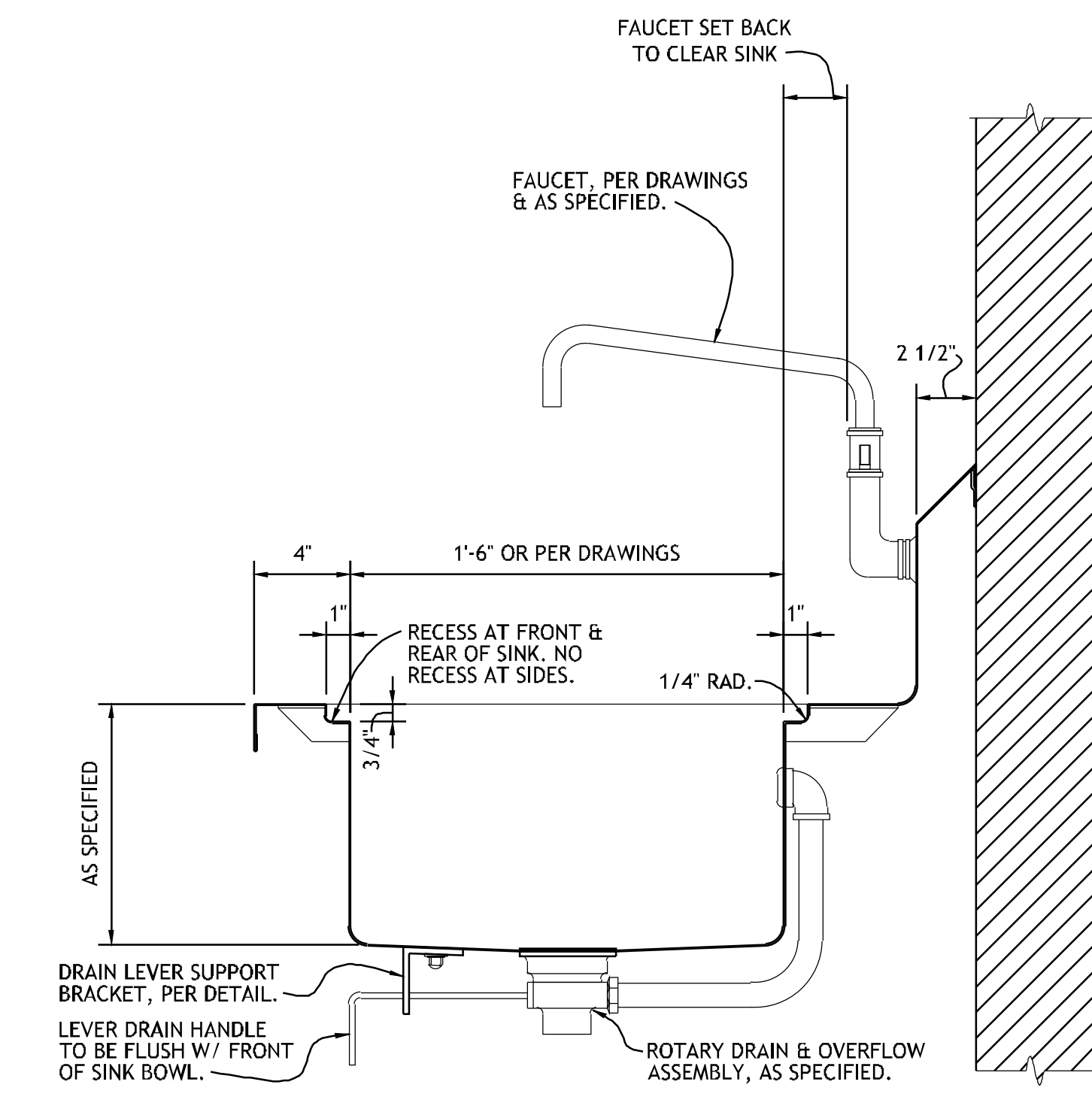
BASE AS SPECIFIED & PER DETAIL.

1"

FINISHED FLOOR.

4"

**5** **SECTION - BEVERAGE COUNTER**  
NO SCALE REF: ITEM NO. 01BV, 09BV & 53GG



PER DRAWINGS

WALL.

SPLASH.

ENGINEERED QUARTZ COUNTER TOP 1 1/8" THICK, COLOR & STYLE SELECTED BY ARCHITECT.

3/4" MDFX UNDERLAYMENT.

ANGLE FRAME 1 1/2"x 1 1/2"x 1/8" FULLY WELDED, CROSSBRACE AT TOP 24" O.C.

3/4"

2 1/4"

2'-10"

2"

3/4"

1'-10" MAX.

REMOVABLE BACK PANEL, FULL WIDTH, ATTACH W/ STN. STL. NUT & BOLT AT CORNERS & 18" O.C.

PLASTIC LAMINATE, COLOR & STYLE SELECTED BY ARCHITECT.

ANGLE FRAME 1 1/2"x 1 1/2"x 1/8" FULLY WELDED, VERTICAL SUPPORTS 24" O.C.

P/L PANEL DOOR, PER DETAIL.

UNDERSHELF PER DETAIL. COORDINATE W/ ELEVATION(S) & UTILITY CONNECTIONS.

BASE AS SPECIFIED & PER DETAIL.

1"

FINISHED FLOOR.

4"

FAUCET SET BACK TO CLEAR SINK

FAUCET, PER DRAWINGS & AS SPECIFIED.

2 1/2"

1'-6" OR PER DRAWINGS

4"

1"

RECESS AT FRONT & REAR OF SINK. NO RECESS AT SIDES.

1/4" RAD.

AS SPECIFIED


3/4"

DRAIN LEVER SUPPORT BRACKET, PER DETAIL.

LEVER DRAIN HANDLE TO BE FLUSH W/ FRONT OF SINK BOWL.

ROTARY DRAIN & OVERFLOW ASSEMBLY, AS SPECIFIED.

**6** **SECTION - SINK W/ CUTTING BOARD RECESS**  
NO SCALE REF: ITEM NO. 08GG, 23BQ & 07FD



**James R. Childers Architect, Inc.**  
45 South 4th Street  
Fort Smith, AR 72901  
479-783-2480  
www.jrchidarchitect.com

PROFESSIONAL SEAL

CONSULTANT LOGO

**HESMAN Group, LLC**  
7645 E. 69th STREET  
SUITE 201  
TULSA, OKLAHOMA 74133

CLIENT

**CHEROKEE NATION Entertainment**

**Cherokee CASINO**

CHEROKEE NATION ENTERTAINMENT  
**TAHLEQUAH CASINO**  
TAHLEQUAH, OKLAHOMA

PROJECT PHASE

**BID PACKAGE 5**

#	DATE	REVISIONS DESCRIPTION

DATE: 05/03/18 JOB NUMBER: 17-06

SHEET NUMBER: **FS510**

FOODSERVICE EQUIPMENT DETAILS