

James R. Childers
Architect, Inc.

45 South 4th Street
Fort Smith, AR 72901
479-783-2480
www.childersarchitect.com

PROFESSIONAL SEAL:

CONSULTANT LOGO:

HESMAN Group, LLC
7645 E. 69th STREET
SUITE 201
TULSA, OKLAHOMA 74133

CLIENT:
CHEROKEE NATION
Entertainment



CHEROKEE NATION ENTERTAINMENT
TAHLEQUAH CASINO
TAHLEQUAH, OKLAHOMA

PROJECT PHASE:
BID PACKAGE 02
(100% Set)

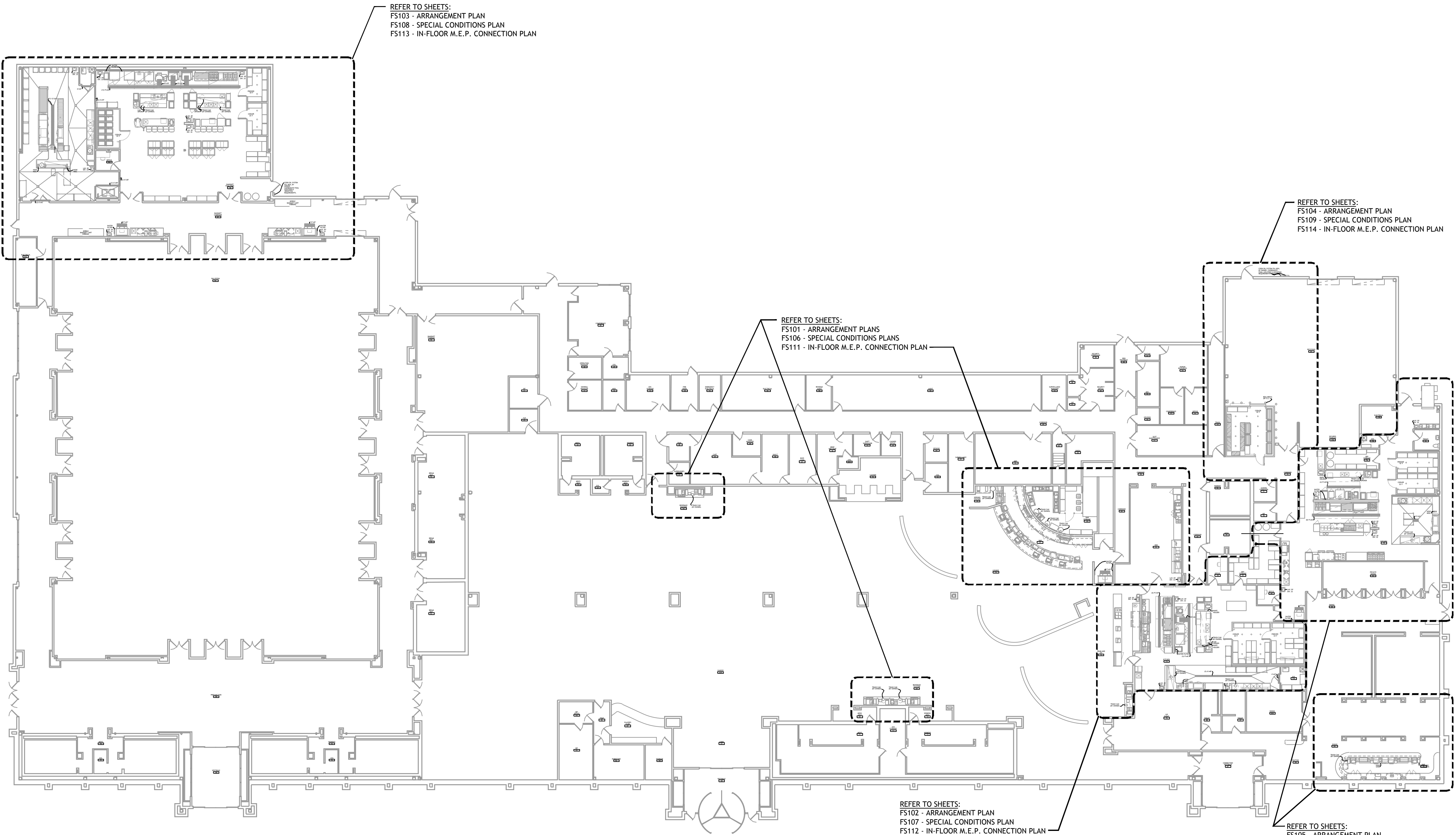
REVISIONS		
#	DATE	DESCRIPTION

DATE: 03/27/18 JOB NUMBER: 17-06

SHEET NUMBER:
FS100


FOODSERVICE
EQUIPMENT
OVERVIEW

PROJECT NO.: 0148
1/8" = 1'-0"
0 4 8
1/4" = 1'-0"
0 4 8
3/8" = 1'-0"
0 4 8
1/2" = 1'-0"
0 4 8
3/4" = 1'-0"
0 6
1" = 1'-0"
0 6
1 1/2" = 1'-0"
0 6
3" = 1'-0"



1 FOODSERVICE EQUIPMENT
OVERVIEW
NOT TO SCALE





**James R. Childers
Architect, Inc.**

45 South 4th Street
Fort Smith, AR 72901
479-783-2490
www.childersarchitect.com

PROFESSIONAL SEAL:

CONSULTANT LOGO:

HESMAN Group, LLC
7645 E. 69th STREET
SUITE 201
TULSA, OKLAHOMA 74133

CLIENT:

**CHEROKEE NATION
Entertainment**



CHEROKEE NATION ENTERTAINMENT
TAHLEQUAH CASINO
TAHLEQUAH, OKLAHOMA

PROJECT PHASE:

**BID PACKAGE 02
(100% Set)**

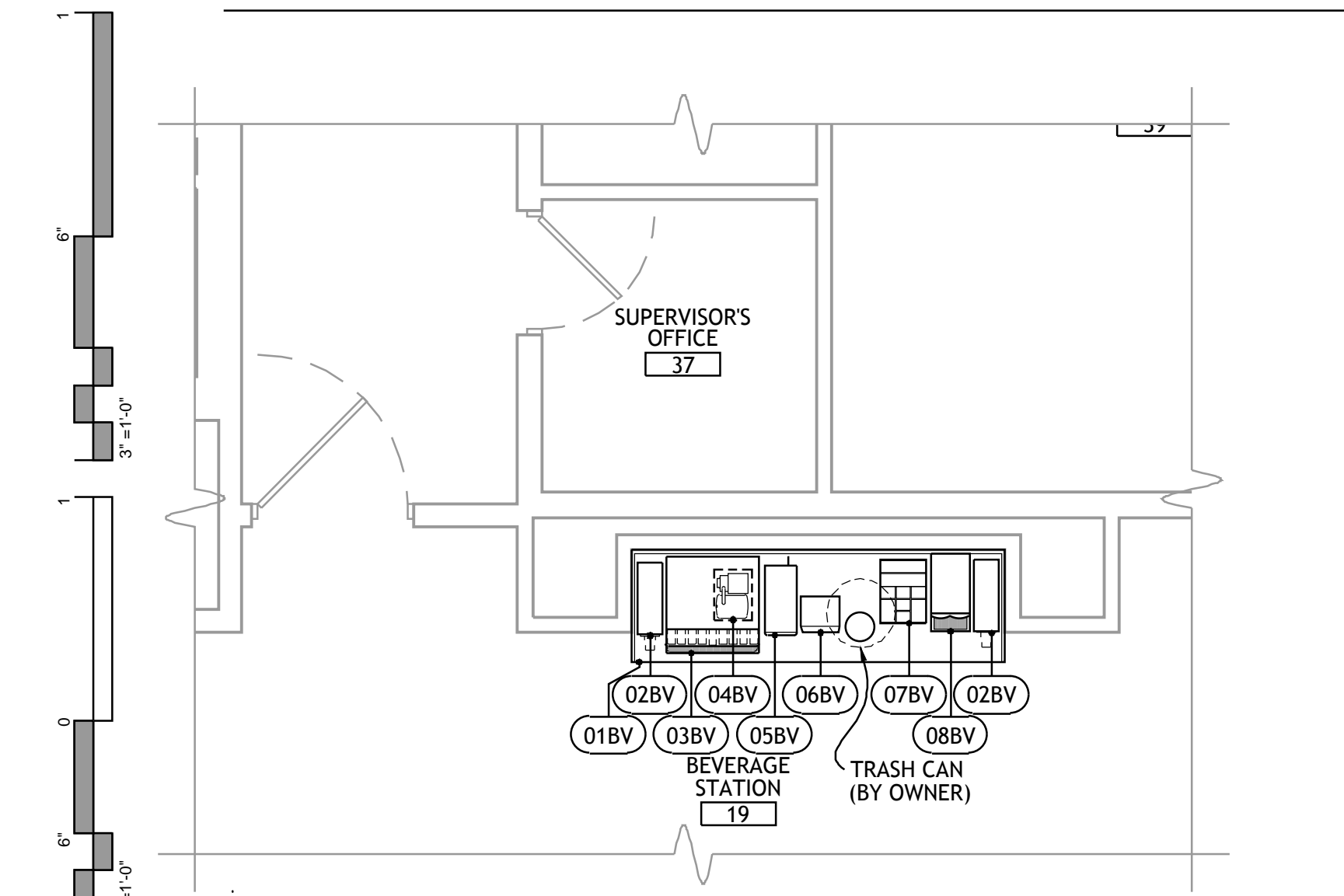
#	DATE	REVISIONS DESCRIPTION

DATE: 03/27/18 JOB NUMBER: 17-06

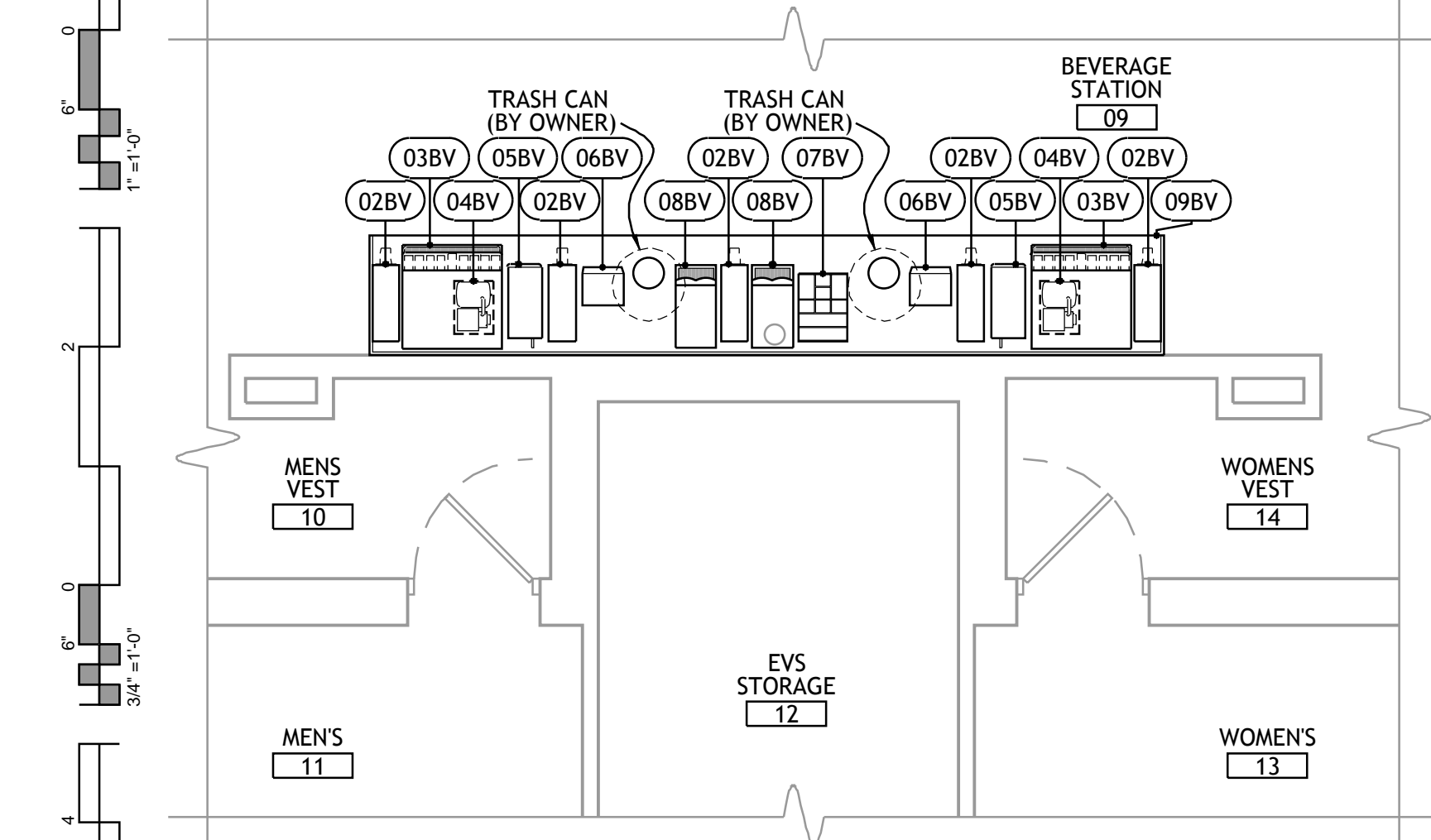
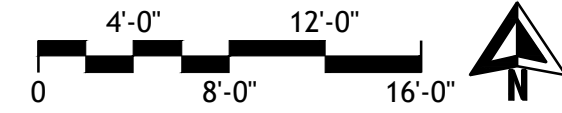
SHEET NUMBER:

FS101

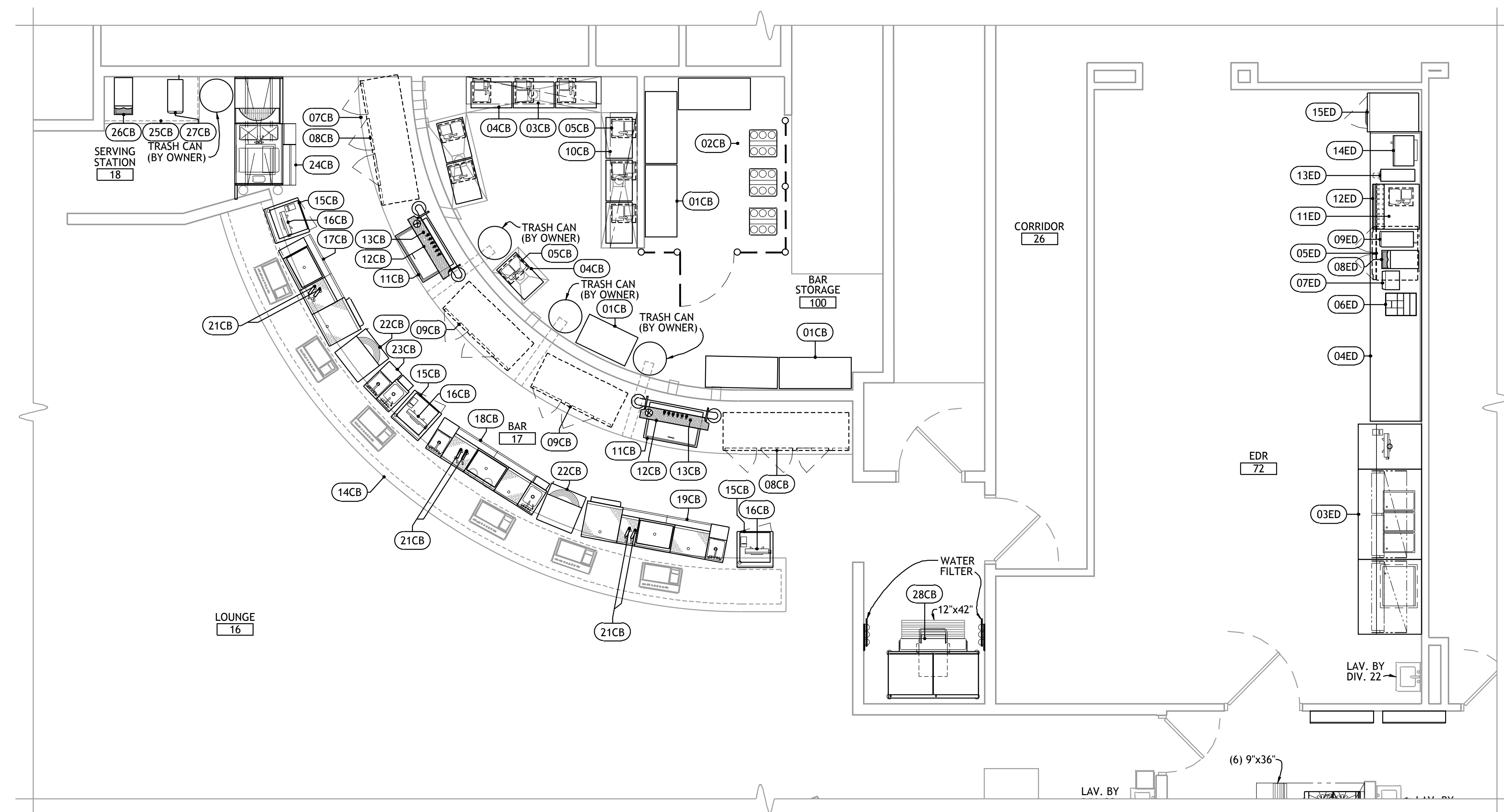
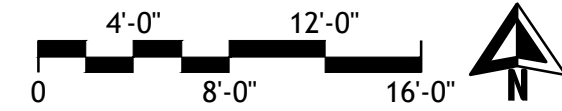
**FOODSERVICE
EQUIPMENT
ARRANGEMENT
PLAN**



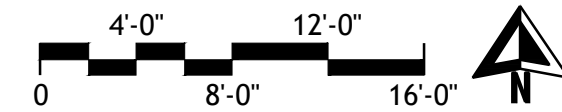
**1 FOODSERVICE EQUIPMENT
ARRANGEMENT PLAN - COMP. BEVE. NORTH**



**2 FOODSERVICE EQUIPMENT
ARRANGEMENT PLAN - COMP. BEVE. SOUTH**




**3 FOODSERVICE EQUIPMENT
ARRANGEMENT PLAN - CASINO BAR & EDR**



FOODSERVICE EQUIPMENT SCHEDULE

COMPLEMENTARY BEVERAGE STATIONS		CASINO BAR		EMPLOYEE DINING ROOM	
NO.	DESCRIPTION	NO.	DESCRIPTION	NO.	DESCRIPTION
01BV	BEVERAGE COUNTER	01CB	STORAGE SHELVING	01ED	NUMBER NOT USED
02BV	CUP DISPENSER	02CB	LIQUOR SYSTEM (BY OWNER)	02ED	NUMBER NOT USED
03BV	ICE & CARBONATED BEVERAGE DISPENSER (BY OWNER)	03CB	WALL SHELF	03ED	SERVING COUNTER
04BV	CARBONATOR (BY OWNER)	04CB	BAG RACK (BY OWNER)	04ED	BEVERAGE COUNTER
05BV	ICED TEA BREWER (BY OWNER)	05CB	CARBONATOR (BY OWNER)	05ED	UNDERCOUNTER REFRIGERATOR
06BV	CONDIMENT DISPENSER	06CB	NUMBER NOT USED	06ED	LID & STRAW TRAY
07BV	LID & STRAW TRAY	07CB	BACK-BAR (BY DIV. 06)	07ED	CONDIMENT DISPENSER
08BV	COFFEE MAKER (BY OWNER)	08CB	BACK-BAR REFRIGERATOR	08ED	COFFEE MAKER (BY OWNER)
09BV	BEVERAGE COUNTER	09CB	BACK-BAR REFRIGERATOR	09ED	ICED TEA BREWER (BY OWNER)
		10CB	WALL SHELF	10ED	NUMBER NOT USED
		11CB	MUG CHILLER	11ED	CARBONATOR (BY OWNER)
		12CB	GLASS RINSER	12ED	ICE & CARBONATED BEVERAGE DISPENSER (BY OWNER)
		13CB	BEER SYSTEM	13ED	CUP DISPENSER
		14CB	BAR (BY DIV. 06)	14ED	MICROWAVE OVEN (BY OWNER)
		15CB	CASHIER'S STAND	15ED	RESIDENTIAL REFRIGERATOR (BY OWNER)
		16CB	CASH REGISTER (BY OWNER)		
		17CB	BAR STATION		
		18CB	BAR STATION		
		19CB	BAR STATION		
		20CB	NUMBER NOT USED		
		21CB	SPEED GUN (BY OWNER)		
		22CB	GLASSWASHER		
		23CB	BAR STATION		
		24CB	COCKTAIL STATION		
		25CB	COCKTAIL COUNTER (BY DIV. 06)		
		26CB	COFFEE MAKER (BY OWNER)		
		27CB	ICED TEA BREWER (BY OWNER)		
		28CB	ICE MAKER W/ TRANSPORT CART		

PROJECT NO.: 0148
1/8" = 1'-0"
1/4" = 1'-0"
3/8" = 1'-0"
1/2" = 1'-0"
3/4" = 1'-0"
1" = 1'-0"



James R. Childers
Architect, Inc.

45 South 4th Street
Fort Smith, AR 72901
479-783-2480
www.childersarchitect.com

PROFESSIONAL SEAL:

CONSULTANT LOGO:



7645 E. 69RD STREET
SUITE 201
TULSA, OKLAHOMA 74133

CLIENT:



CHEROKEE NATION ENTERTAINMENT
TAHLEQUAH CASINO
TAHLEQUAH, OKLAHOMA

PROJECT PHASE:

BID PACKAGE 02
(100% Set)

#	DATE	REVISIONS DESCRIPTION

DATE: 03/27/18 JOB NUMBER: 17-06

SHEET NUMBER:

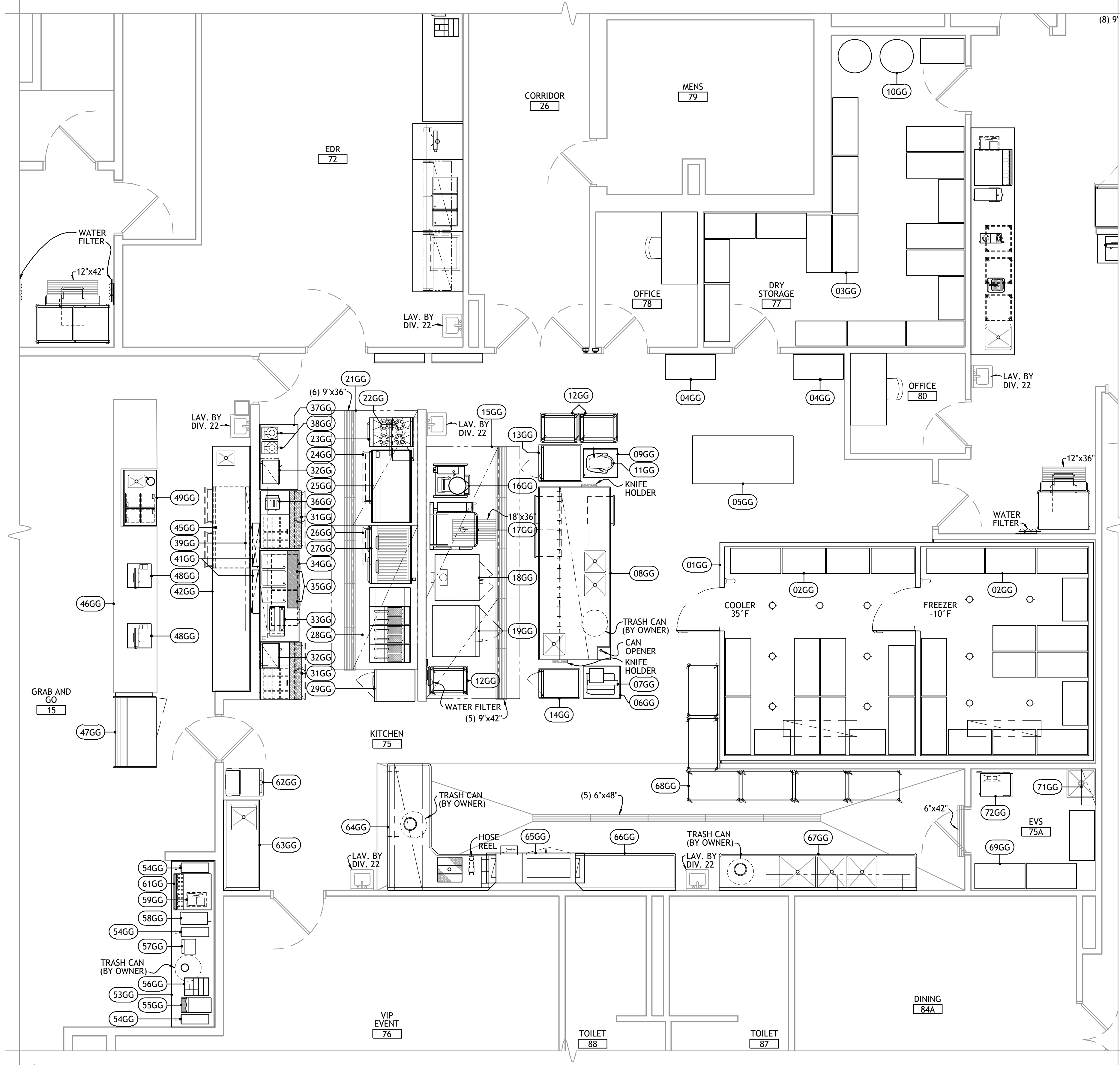
FS102

FOODSERVICE
EQUIPMENT
ARRANGEMENT
PLAN

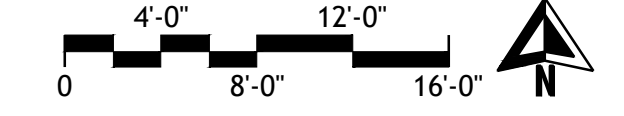
FOODSERVICE EQUIPMENT SCHEDULE

GRAB-N-GO


NO.	DESCRIPTION
01GG	WALK-IN COOLER/FREEZER
02GG	WALK-IN SHELVING
03GG	STORAGE SHELVING
04GG	STORAGE SHELVING
05GG	MOBILE WORK TABLE
06GG	MOBILE SLICER STAND
07GG	SLICER
08GG	VEGE. PREP. TABLE
09GG	MOBILE MIXER STAND
10GG	COOK OIL SYSTEM (BY OWNER)
11GG	20 QUART MIXER
12GG	MOBILE COOLING RACK
13GG	MOBILE HEATED CABINET
14GG	MOBILE COOK & HOLD CABINET
15GG	VENTILATOR W/ FIRE SUPPRESSION SYSTEM
16GG	10 QUART KETTLE W/ STAND & DRAIN CART
17GG	30 GALLON TILT SKILLET
18GG	MOBILE CONVECTION OVEN
19GG	COMBI OVEN
20GG	NUMBER NOT USED
21GG	VENTILATOR W/ FIRE SUPPRESSION SYSTEM
22GG	SALAMANDER BROILER
23GG	MOBILE RANGE
24GG	MOBILE REFRIGERATED EQUIPMENT STAND
25GG	MOBILE GRIDDLE
26GG	MOBILE REFRIGERATED EQUIPMENT STAND
27GG	MOBILE CHAR-BROILER
28GG	MOBILE FRYER BANK
29GG	MOBILE FREEZER
30GG	NUMBER NOT USED
31GG	MOBILE REFRIGERATED MAKE TABLE
32GG	MICROWAVE SHELF
33GG	CONVEYOR TOASTER
34GG	CHEF'S COUNTER
35GG	DRAWER WARMER
36GG	TOASTER
37GG	WORK TABLE
38GG	WAFFLE IRON
39GG	PASS-SHELF
40GG	NUMBER NOT USED
41GG	HEAT LAMP
42GG	BACK-UP COUNTER
43GG	NUMBER NOT USED
44GG	NUMBER NOT USED
45GG	UNDERCOUNTER REFRIGERATOR
46GG	SERVING COUNTER (BY DIV. 06)
47GG	REFRIGERATED DISPLAY CASE
48GG	CASH REGISTER (BY OWNER)
49GG	ICE CREAM CASE
50GG	NUMBER NOT USED
51GG	NUMBER NOT USED
52GG	NUMBER NOT USED
53GG	BEVERAGE COUNTER
54GG	CUP DISPENSER
55GG	COFFEE MAKER (BY OWNER)
56GG	LID & STRAW TRAY
57GG	CONDIMENT DISPENSER
58GG	ICED TEA BREWER (BY OWNER)
59GG	CARBONATOR (BY OWNER)
60GG	NUMBER NOT USED
61GG	ICE & CARBONATED BEVERAGE DISPENSER (BY OWNER)
62GG	MOBILE ICE CART
63GG	BEVERAGE TABLE
64GG	SOILED DISHTABLE
65GG	DISHWASHER W/ BOOSTER HEATER
66GG	CLEAN DISHTABLE
67GG	POT SINK
68GG	PAN RACK
69GG	JANITOR'S SHELVING
70GG	NUMBER NOT USED
71GG	WALL SHELF W/ MOP HANGERS
72GG	MOBILE POWER WASHER



1 FOODSERVICE EQUIPMENT ARRANGEMENT PLAN - GRAB-N-GO KITCHEN



PROJECT NO.: 0148



**James R. Childers
Architect, Inc.**

45 South 4th Street
Fort Smith, AR 72901
479-783-2480
www.childersarchitect.com

PROFESSIONAL SEAL:

CONSULTANT LOGO:

HESMAN Group, LLC
7645 E. 69th STREET
SUITE 201
TULSA, OKLAHOMA 74133

CLIENT:
**CHEROKEE NATION
Entertainment**



CHEROKEE NATION ENTERTAINMENT
TAHLEQUAH CASINO
TAHLEQUAH, OKLAHOMA

PROJECT PHASE:

**BID PACKAGE 02
(100% Set)**

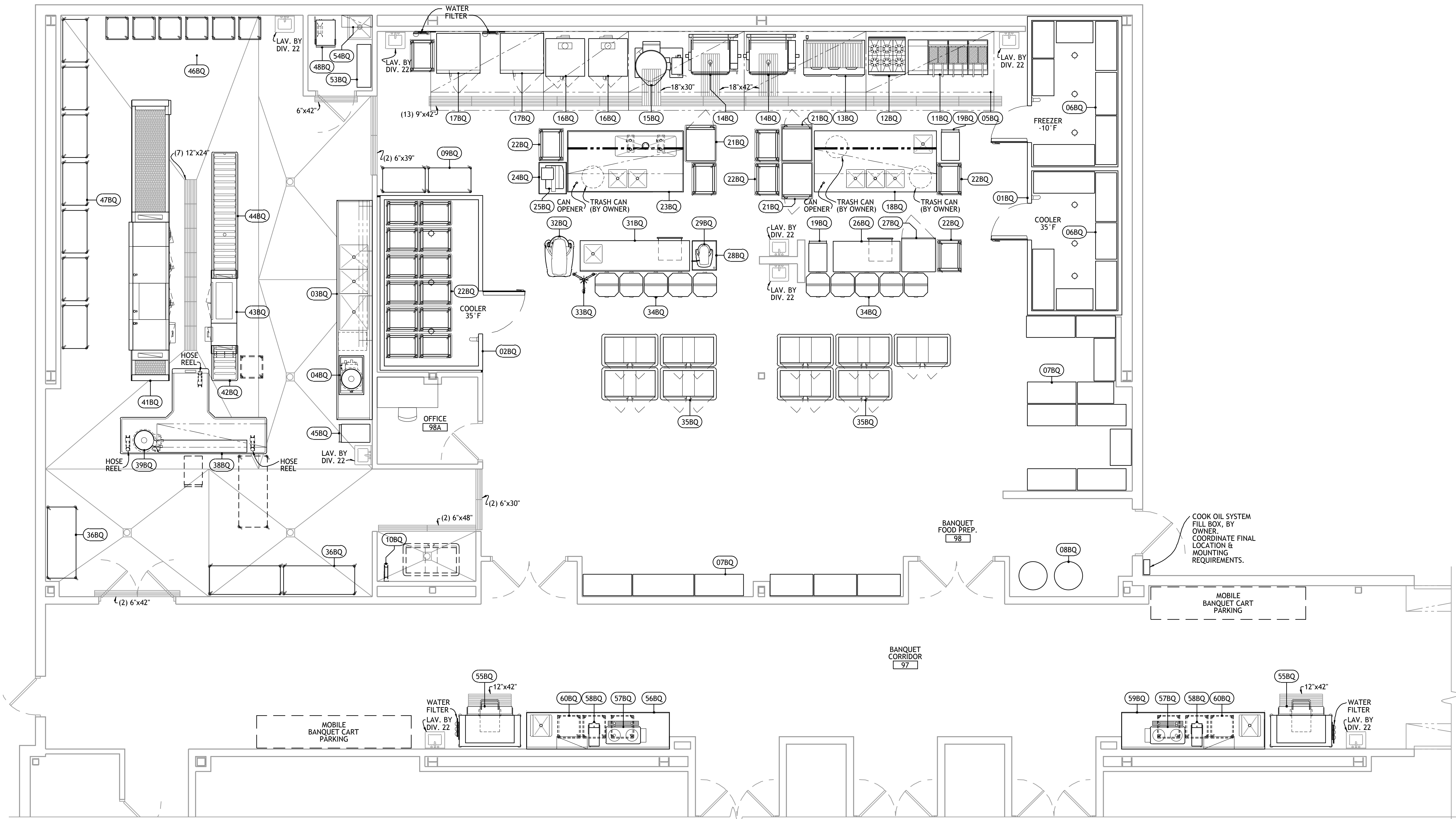
#	DATE	REVISIONS DESCRIPTION

DATE: 03/27/18 JOB NUMBER: 17-06

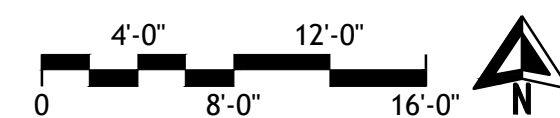
SHEET NUMBER:

FS103

FOODSERVICE
EQUIPMENT
ARRANGEMENT
PLAN



**1 FOODSERVICE EQUIPMENT
ARRANGEMENT PLAN - BANQUET KITCHEN**



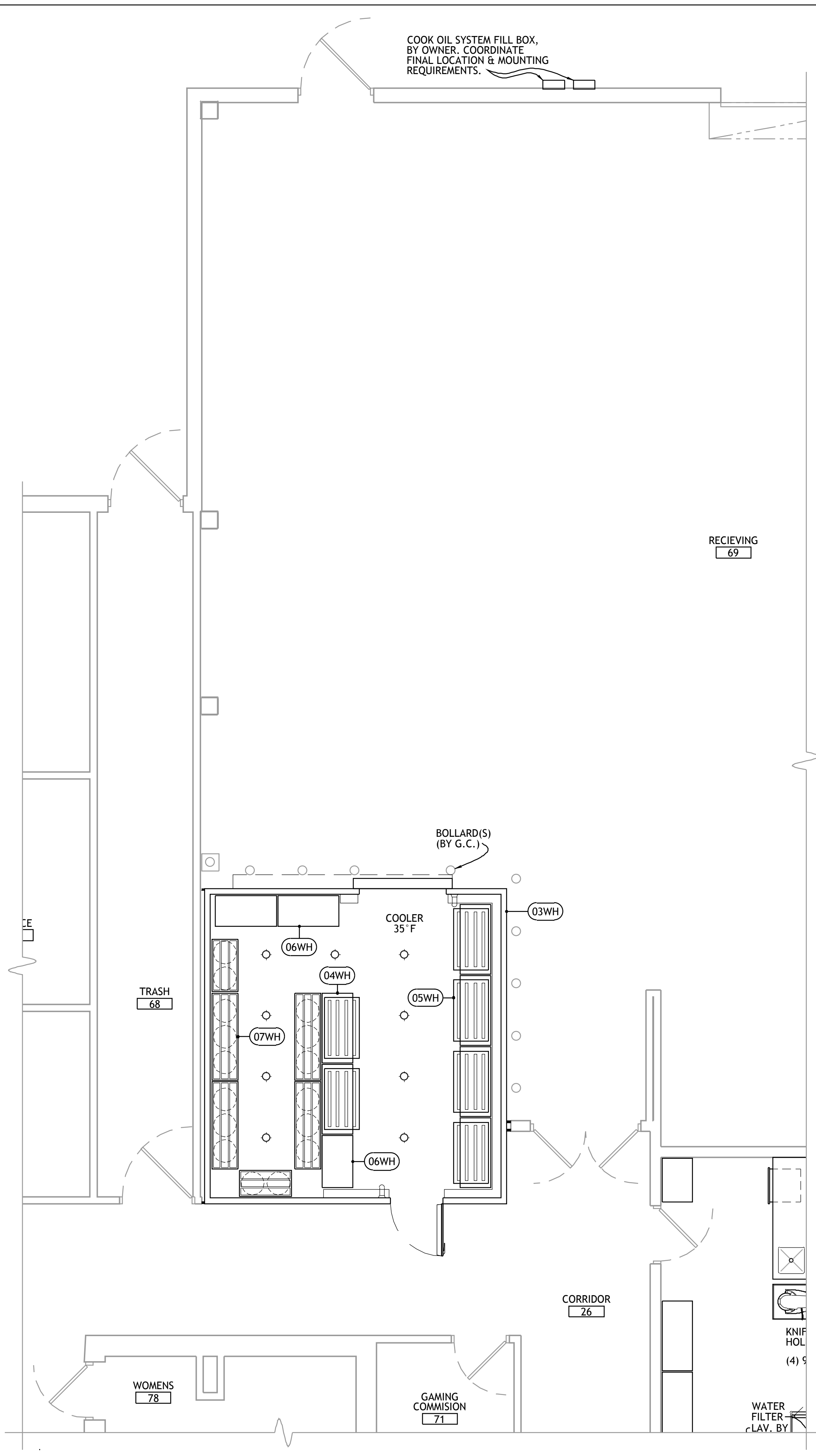
FOODSERVICE EQUIPMENT SCHEDULE

BANQUET KITCHEN


NO.	DESCRIPTION	NO.	DESCRIPTION	NO.	DESCRIPTION	NO.	DESCRIPTION
01BQ	WALK-IN COOLER/FREEZER	16BQ	MOBILE CONVECTION OVEN (FUTURE)	31BQ	WORK TABLE (FUTURE)	46BQ	MOBILE RACK DOLLY (FUTURE)
02BQ	WALK-IN COOLER	17BQ	COMBI OVEN (FUTURE)	32BQ	60 QUART MIXER (FUTURE)	47BQ	PAN RACK (FUTURE)
03BQ	POT SINK	18BQ	VEGE. PREP. TABLE (FUTURE)	33BQ	ACCESSORY STAND (FUTURE)	48BQ	MOBILE POWER WASHER (FUTURE)
04BQ	COLLECTOR	19BQ	UTILITY CART (FUTURE)	34BQ	MOBILE HEATED PLATE STORAGE (FUTURE)	49BQ	NUMBER NOT USED
05BQ	VENTILATOR W/ FIRE SUPPRESSION SYSTEM	20BQ	NUMBER NOT USED	35BQ	HEATED BANQUET CART (FUTURE)	50BQ	NUMBER NOT USED
06BQ	WALK-IN SHELVING	21BQ	MOBILE HEATED CABINET (FUTURE)	36BQ	QUEEN MARY (FUTURE)	51BQ	NUMBER NOT USED
07BQ	SHELVING	22BQ	MOBILE COOLING RACK (FUTURE)	37BQ	NUMBER NOT USED	52BQ	NUMBER NOT USED
08BQ	COOK OIL SYSTEM (BY OWNER)	23BQ	WORK TABLE W/ BAIN MARIE (FUTURE)	38BQ	SOILED DISHTABLE (FUTURE)	53BQ	JANITOR'S SHELVING
09BQ	PAN RACK	24BQ	MOBILE SLICER STAND (FUTURE)	39BQ	COLLECTOR (FUTURE)	54BQ	WALL SHELF W/ MOP HANGERS
10BQ	HOSE REEL	25BQ	SLICER (FUTURE)	40BQ	NUMBER NOT USED	55BQ	ICE MAKER W/ TRANSPORT CART
11BQ	FRYER BANK (FUTURE)	26BQ	WORK TABLE (FUTURE)	41BQ	DISHWASHER W/ BOOSTER HEATER (FUTURE)	56BQ	BEVERAGE TABLE
12BQ	MOBILE RANGE (FUTURE)	27BQ	BLAST CHILLER (FUTURE)	42BQ	SOILED DISHTABLE (FUTURE)	57BQ	COFFEE URN (BY OWNER)
13BQ	MOBILE CHAR-BROILER (FUTURE)	28BQ	MOBILE MIXER STAND (FUTURE)	43BQ	DISHWASHER W/ BOOSTER HEATER (FUTURE)	58BQ	ICED TEA BREWER (BY OWNER)
14BQ	40 GALLON TILT SKILLET (FUTURE)	29BQ	20 QUART MIXER (FUTURE)	44BQ	CLEAN DISHTABLE (FUTURE)	59BQ	BEVERAGE TABLE
15BQ	60 GALLON TILTING KETTLE (FUTURE)	30BQ	NUMBER NOT USED	45BQ	UTILITY CART (FUTURE)	60BQ	GLASS RACK (FUTURE)

PROJECT NO.: 0148

PROJECT NO.: 0148
 1/8" = 1'-0"
 0 4 8
 1/4" = 1'-0"
 0 4 8
 1/2" = 1'-0"
 0 4 8
 3/8" = 1'-0"
 0 4 8
 3/4" = 1'-0"
 0 4 8
 1" = 1'-0"
 0 6
 1 1/2" = 1'-0"
 0 6
 3" = 1'-0"



FOODSERVICE EQUIPMENT SCHEDULE	
WAREHOUSE	
NO.	DESCRIPTION
01WH	NUMBER NOT USED
02WH	NUMBER NOT USED
03WH	WALK-IN COOLER
04WH	WALK-IN SHELVING
05WH	DUNNAGE RACK
06WH	WALK-IN SHELVING
07WH	KEG RACK



James R. Childers Architect, Inc.
 45 South 4th Street
 Fort Smith, AR 72901
 479-783-2480
 www.childersarchitect.com

PROFESSIONAL SEAL:

CONSULTANT LOGO:
HESMAN Group, LLC
 7645 E. 69th STREET
 SUITE 201
 TULSA, OKLAHOMA 74133

CLIENT:
CHEROKEE NATION Entertainment
Cherokee CASINO

**CHEROKEE NATION ENTERTAINMENT
 TAHLEQUAH CASINO**
 TAHLEQUAH, OKLAHOMA

PROJECT PHASE:
**BID PACKAGE 02
 (100% Set)**


REVISIONS		
#	DATE	DESCRIPTION

DATE: 03/27/18 JOB NUMBER: 17-06

SHEET NUMBER: **FS104**

FOODSERVICE EQUIPMENT ARRANGEMENT PLAN

1 FOODSERVICE EQUIPMENT ARRANGEMENT PLAN - WAREHOUSE
 4'-0" 8'-0" 12'-0" 16'-0"
 0 4 8 12 16



**James R. Childers
Architect, Inc.**

45 South 4th Street
Fort Smith, AR 72901
479-783-2490
www.childersarchitect.com

PROFESSIONAL SEAL:

CONSULTANT LOGO:



CHEROKEE NATION ENTERTAINMENT
TALHEQUAH CASINO
 TALHEQUAH, OKLAHOMA

PROJECT PHASE:

**BID PACKAGE 02
(100% Set)**

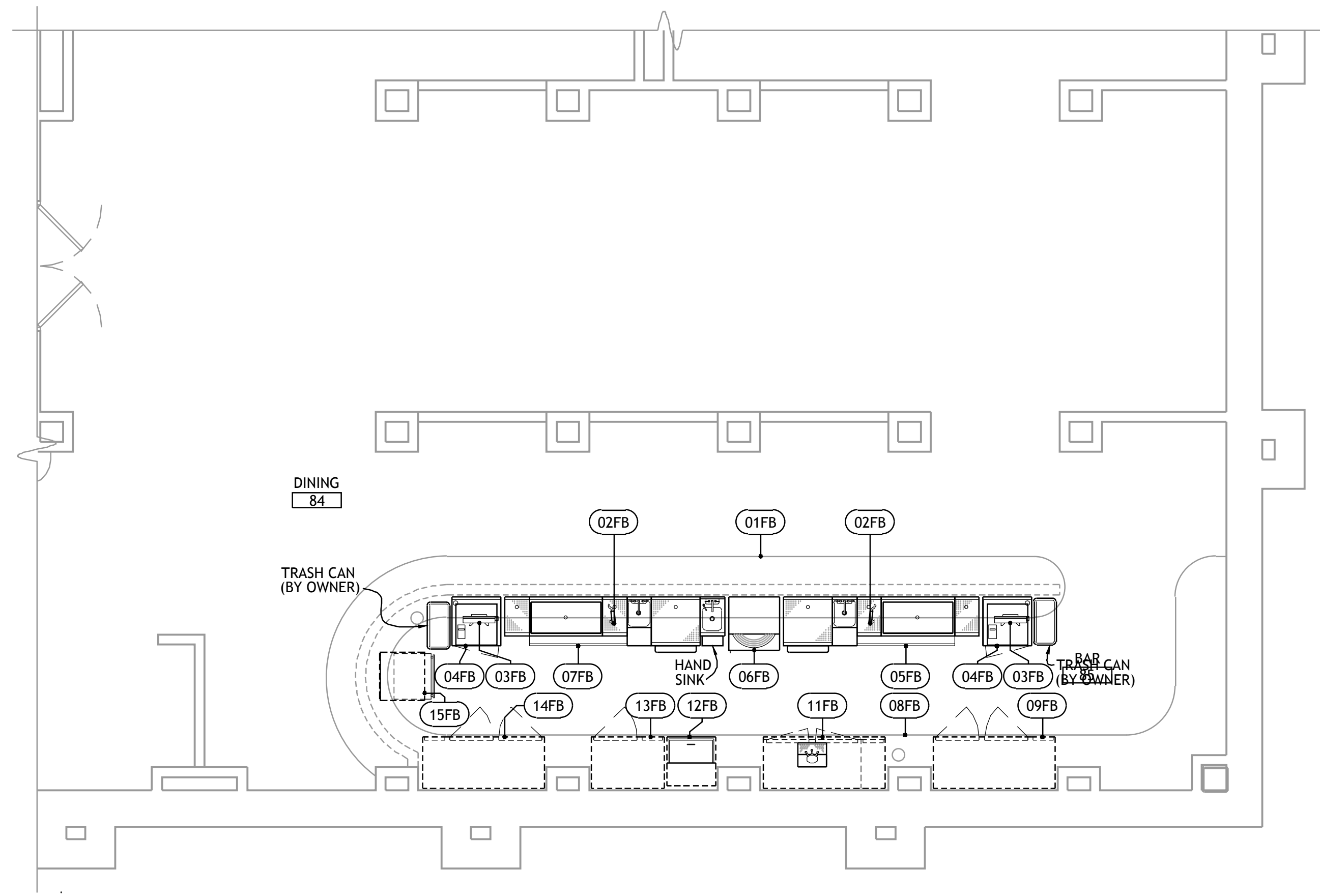
REVISIONS		
#	DATE	DESCRIPTION

DATE: 03/27/18 JOB NUMBER: 17-06

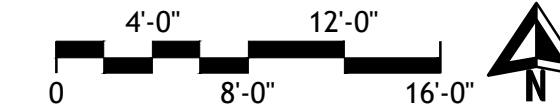
SHEET NUMBER:

FS105

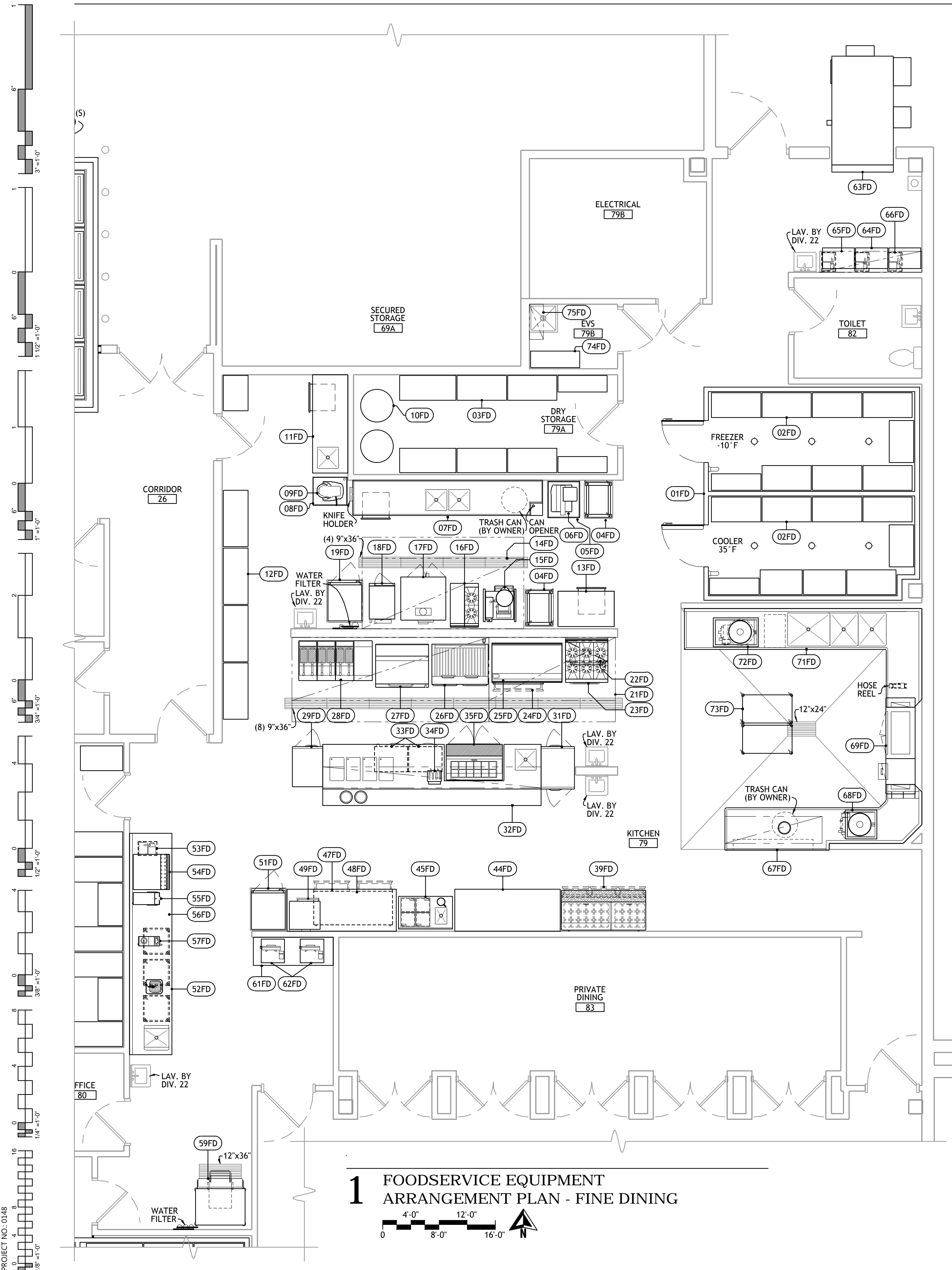
**FOODSERVICE
EQUIPMENT
ARRANGEMENT
PLAN**



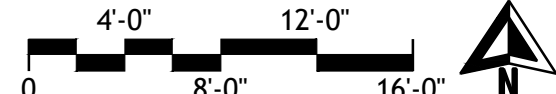
**2 FOODSERVICE EQUIPMENT
ARRANGEMENT PLAN - FINE DINING BAR**




FOODSERVICE EQUIPMENT SCHEDULE			
FINE DINING		FINE DINING BAR	
NO.	DESCRIPTION	NO.	DESCRIPTION
01FD	WALK-IN COOLER/FREEZER	39FD	MOBILE REFRIGERATED MAKE TABLE
02FD	WALK-IN SHELVING	40FD	NUMBER NOT USED
03FD	STORAGE SHELVING	41FD	NUMBER NOT USED
04FD	MOBILE COOLING RACK	42FD	NUMBER NOT USED
05FD	MOBILE SLICER STAND	43FD	NUMBER NOT USED
06FD	SLICER	44FD	WORK TABLE
07FD	VEGE. PREP. TABLE	45FD	ICE CREAM CASE
08FD	MOBILE MIXER STAND	46FD	NUMBER NOT USED
09FD	20 QUART MIXER	47FD	WORK TABLE
10FD	COOK OIL SYSTEM (BY OWNER)	48FD	UNDERCOUNTER REFRIGERATOR
11FD	WORK TABLE	49FD	MICROWAVE CONVECTION OVEN
12FD	STORAGE SHELVING	50FD	NUMBER NOT USED
13FD	MOBILE WORK TABLE	51FD	MOBILE HEATED CABINET
14FD	VENTILATOR W/ FIRE SUPPRESSION SYSTEM	52FD	BEVERAGE TABLE
15FD	10 QUART KETTLE W/ STAND & DRAIN PAN	53FD	CARBONATOR (BY OWNER)
16FD	MOBILE RANGE	54FD	ICE & CARBONATED BEVERAGE DISPENSER (BY OWNER)
17FD	MOBILE CONVECTION OVEN	55FD	ICED TEA BREWER (BY OWNER)
18FD	STEAMER	56FD	MOBILE RACK DOLLY
19FD	MOBILE HEATED CABINET	57FD	COFFEE MAKER (BY OWNER)
20FD	NUMBER NOT USED	58FD	NUMBER NOT USED
21FD	VENTILATOR W/ FIRE SUPPRESSION SYSTEM	59FD	ICE MAKER W/ TRANSPORT CART
22FD	SALAMANDER BROILER	60FD	NUMBER NOT USED
23FD	MOBILE RANGE	61FD	WORK TABLE
24FD	MOBILE REFRIGERATED EQUIPMENT STAND	62FD	CASH REGISTER (BY OWNER)
25FD	MOBILE GRIDDLE	63FD	SMOKER
26FD	MOBILE CHAR-BROILER	64FD	BAG RACK (BY OWNER)
27FD	UPRIGHT BROILER	65FD	WALL SHELF
28FD	MOBILE FRYER BANK	66FD	CARBONATOR (BY OWNER)
29FD	MOBILE FREEZER	67FD	SOILED DISHTABLE
30FD	NUMBER NOT USED	68FD	COLLECTOR
31FD	PASS-THRU REFRIGERATOR	69FD	DISHWASHER W/ BOOSTER HEATER
32FD	CHEF'S COUNTER	70FD	NUMBER NOT USED
33FD	DRAWER WARMER	71FD	POT SINK & CLEAN DISHTABLE
34FD	TOASTER	72FD	COLLECTOR
35FD	NUMBER NOT USED	73FD	PAN RACK
36FD	NUMBER NOT USED	74FD	JANITOR'S SHELVING
37FD	NUMBER NOT USED	75FD	WALL SHELF W/ MOP HANGERS
38FD	NUMBER NOT USED		



**1 FOODSERVICE EQUIPMENT
ARRANGEMENT PLAN - FINE DINING**



PROJECT NO. 0148



James R. Childers
Architect, Inc.

45 South 4th Street
Fort Smith, AR 72901
479-783-2480
www.childersarchitect.com

PROFESSIONAL SEAL:

CONSULTANT LOGO:

HESMAN Group, LLC
7645 E. 69th STREET
SUITE 201
TULSA, OKLAHOMA 74133

CLIENT:

CHEROKEE NATION
Entertainment



CHEROKEE NATION ENTERTAINMENT
TAHLEQUAH CASINO
TAHLEQUAH, OKLAHOMA

PROJECT PHASE:

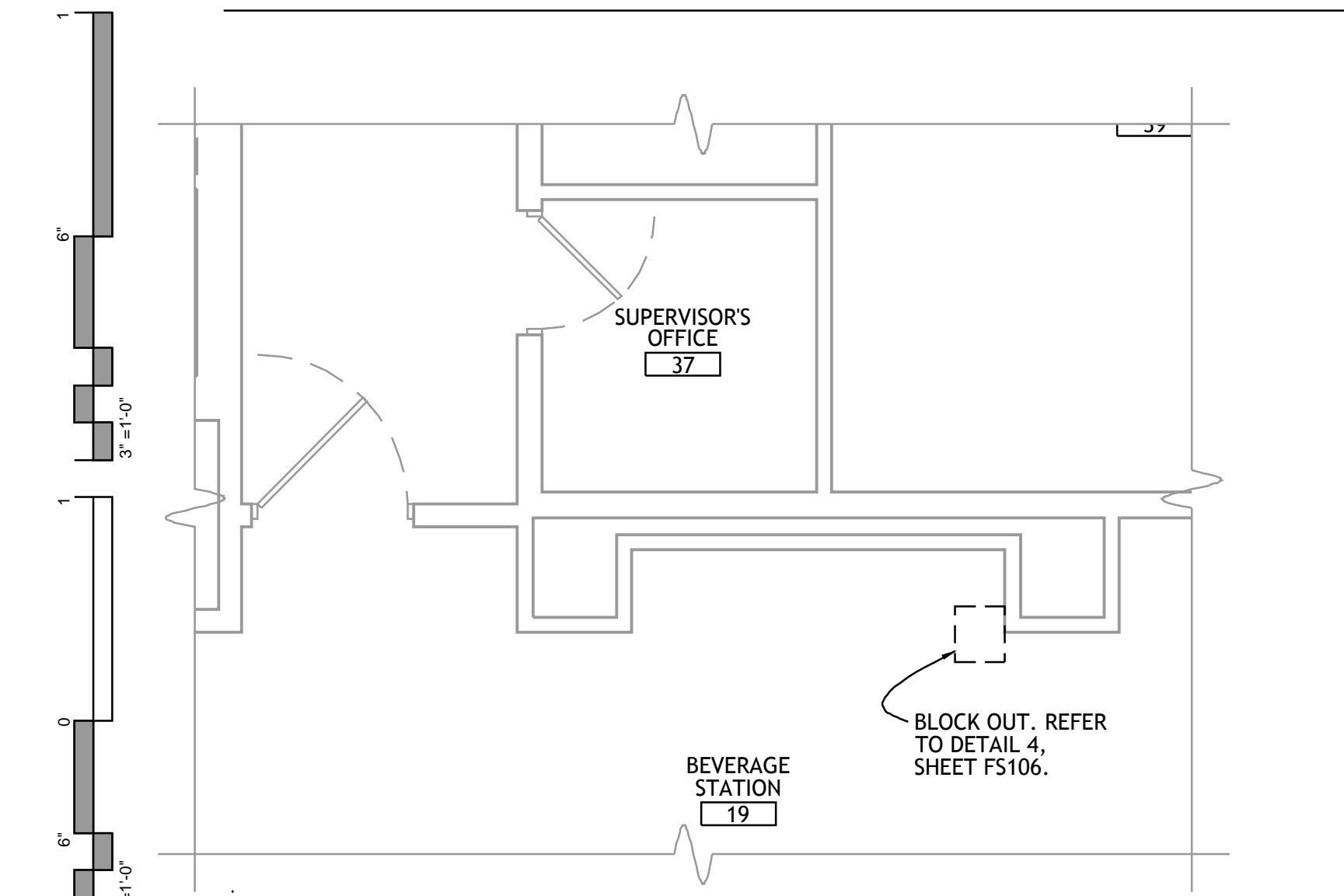
BID PACKAGE 02
(100% Set)

REVISIONS		
#	DATE	DESCRIPTION

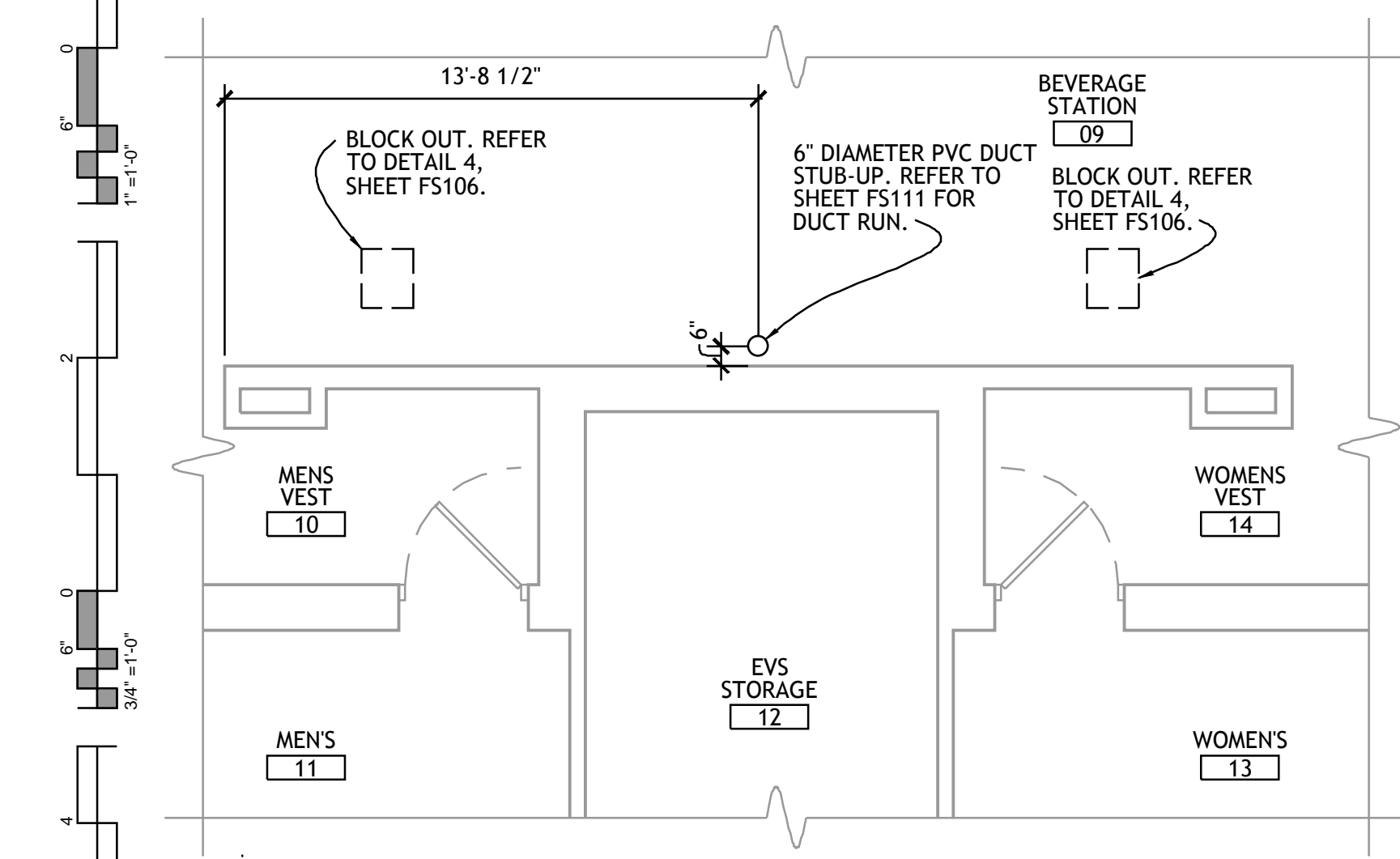
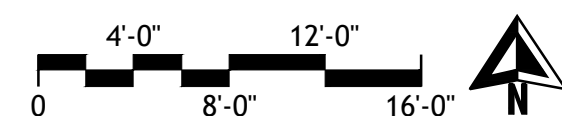
DATE: 03/27/18 JOB NUMBER: 17-06

SHEET NUMBER: FS106

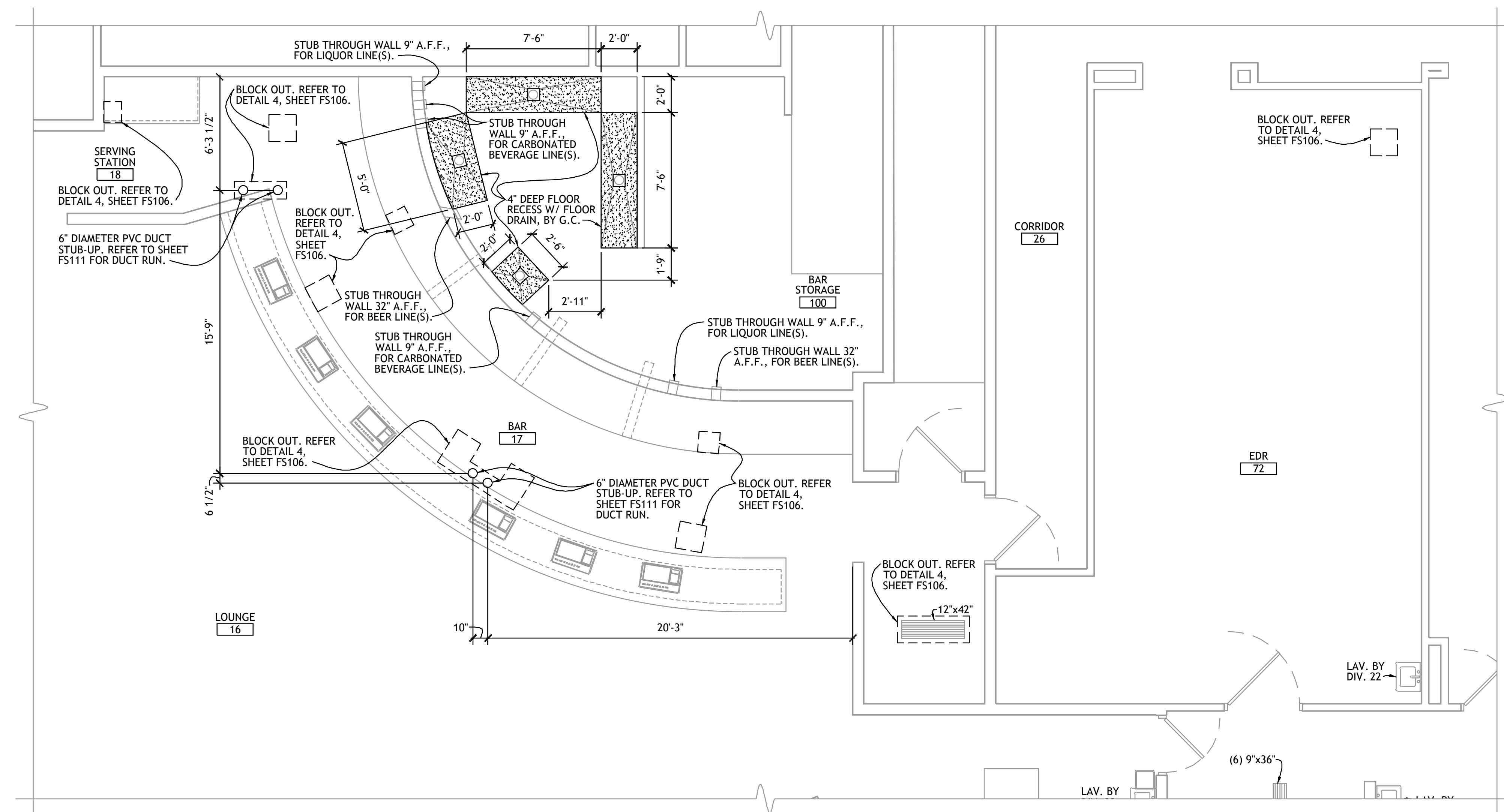
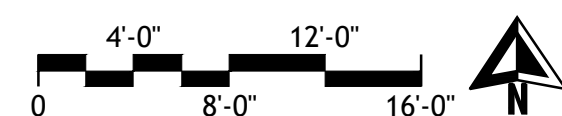
FOODSERVICE
EQUIPMENT
SPECIAL COND.
PLAN



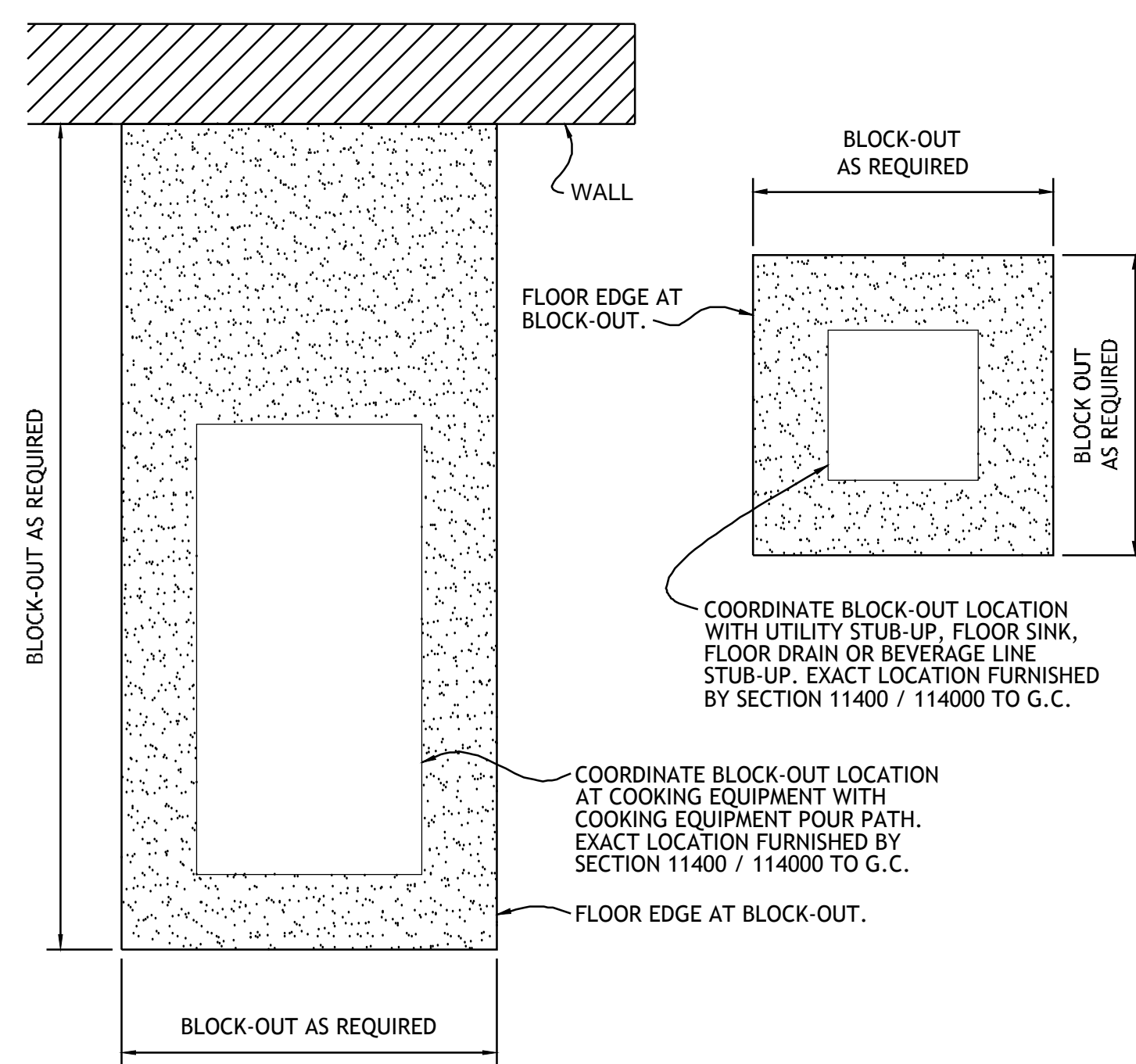
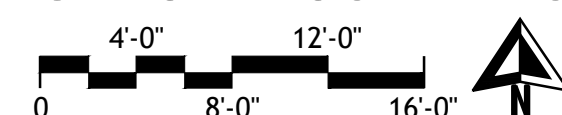
1 FOODSERVICE EQUIPMENT
SPECIAL CONDITIONS PLAN - COMP. BEVE. NORTH



2 FOODSERVICE EQUIPMENT
SPECIAL CONDITIONS PLAN - COMP. BEVE. SOUTH



3 FOODSERVICE EQUIPMENT
SPECIAL CONDITIONS PLAN - CASINO BAR & EDR




4 TYPICAL - IN-FLOOR UTILITY BLOCK OUT
NO SCALE

SPECIAL CONDITIONS NOTES

- DIMENSIONS ARE SHOWN FOR THE PURPOSES OF DESIGN AND BIDDING ONLY. CONTRACTOR MUST COORDINATE & VERIFY ALL DIMENSIONS WITH FOODSERVICE EQUIPMENT SHOP DRAWINGS & MANUFACTURER'S DATA.
- PROTECTIVE COVER MUST BE INSTALLED ON WALK-IN WALLS BEFORE INSTALLING CONCRETE FLOORS & CURBS.
- WALK-IN MUST BE VENTILATED WITH DOOR(S) LEFT OPEN WHILE INTERIOR CONCRETE WALK-IN FLOOR CURES.
- G.C. TO FURNISH & INSTALL 16 GA. STEEL BACKING IN WALL FOR MOUNTING OF EQUIPMENT FURNISHED BY SECTION 11400 / 114000. SECTION 11400 / 114000 TO PROVIDE EXACT DIMENSIONED LOCATIONS.

PROJECT NO.: 0148
1/8" = 1'-0"



**James R. Childers
Architect, Inc.**

45 South 4th Street
Fort Smith, AR 72901
479-783-2480
www.childersarchitect.com

PROFESSIONAL SEAL:

CONSULTANT LOGO:

HESMAN Group, LLC
7645 E. 69RD STREET
SUITE 201
TULSA, OKLAHOMA 74133

CLIENT:

**CHEROKEE NATION
Entertainment**



**CHEROKEE NATION ENTERTAINMENT
TAHLEQUAH CASINO**
TAHLEQUAH, OKLAHOMA

PROJECT PHASE:

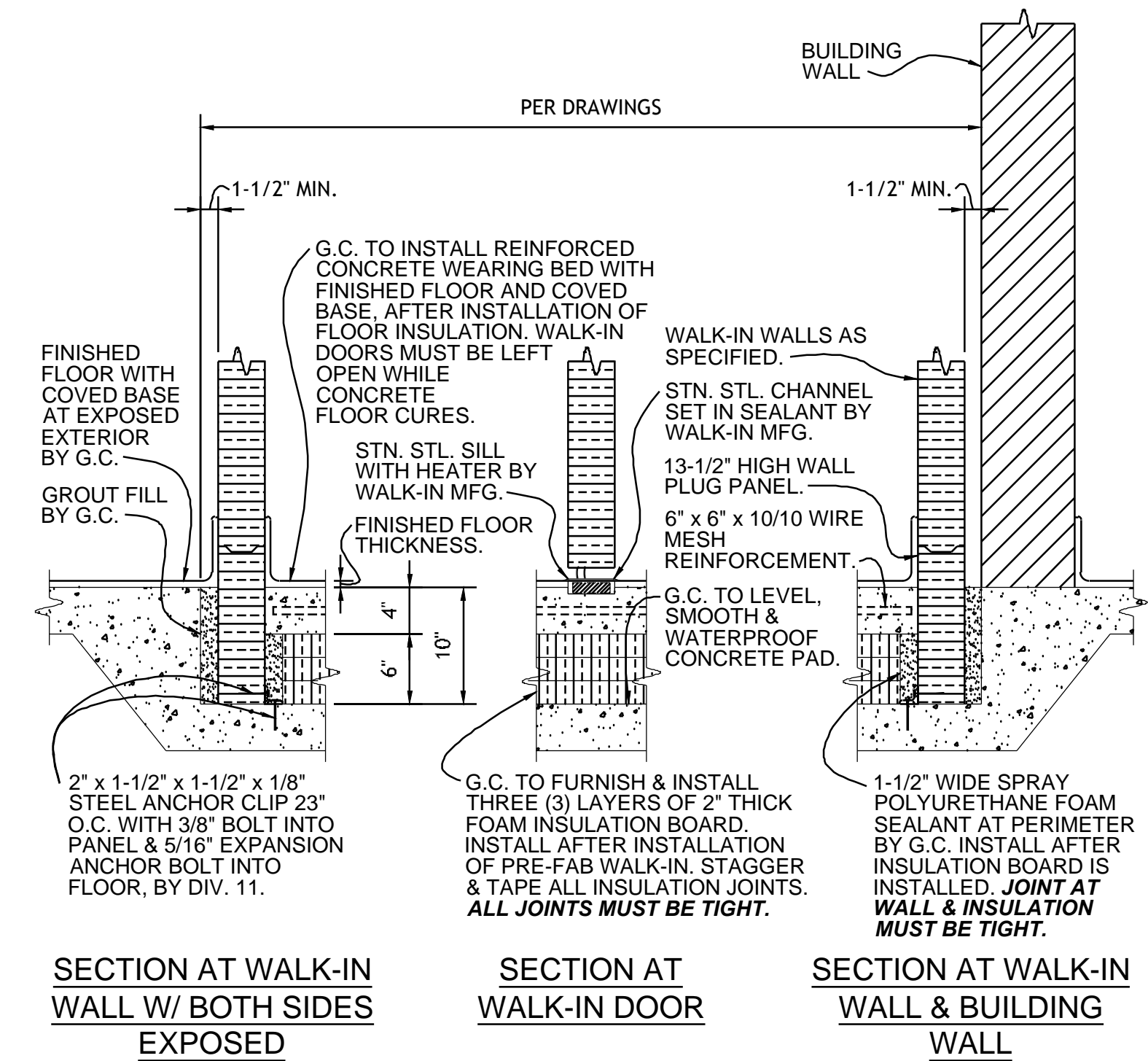
**BID PACKAGE 02
(100% Set)**

#	DATE	REVISIONS DESCRIPTION

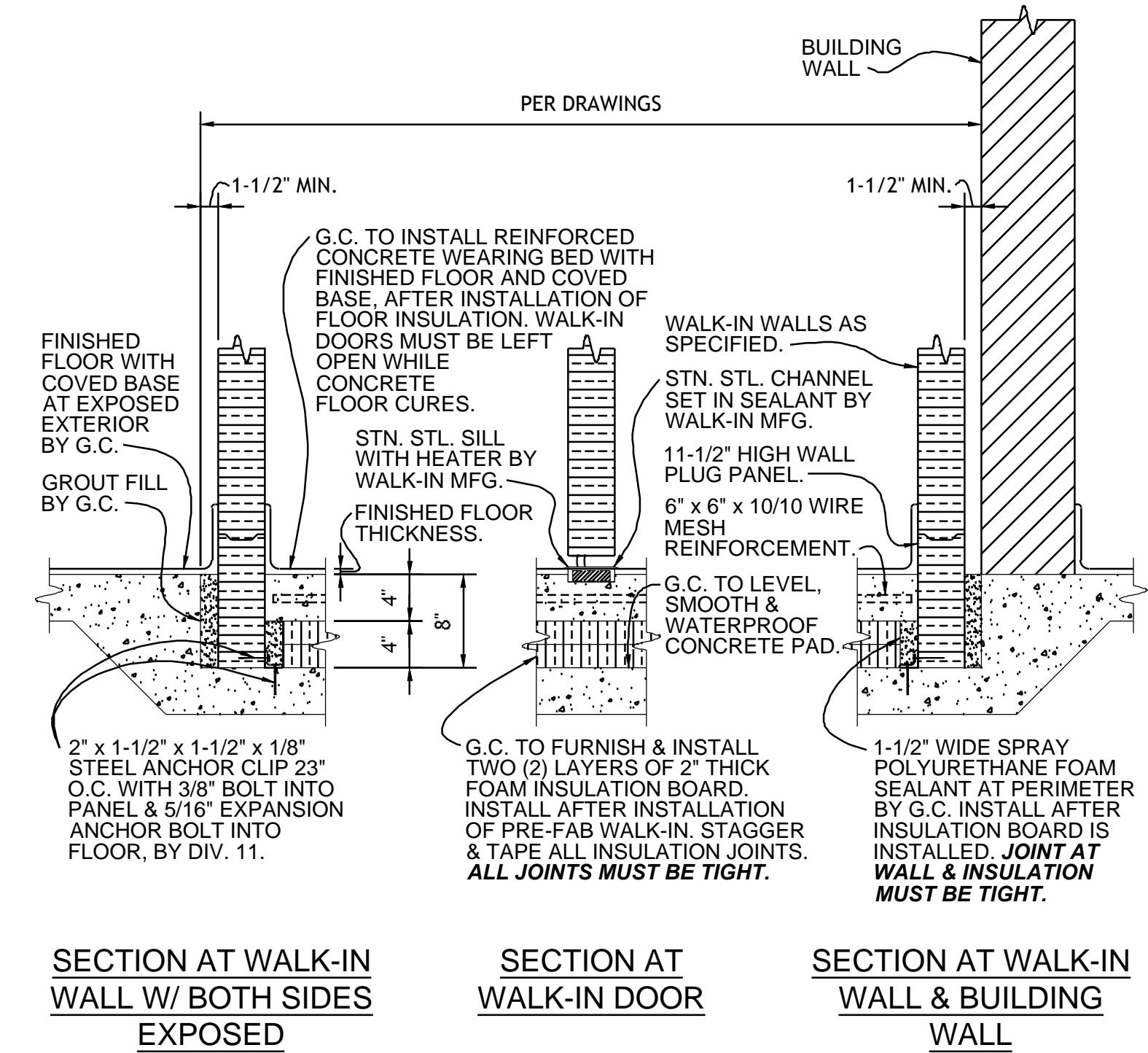
DATE: 03/27/18 JOB NUMBER: 17-06

SHEET NUMBER:
FS107

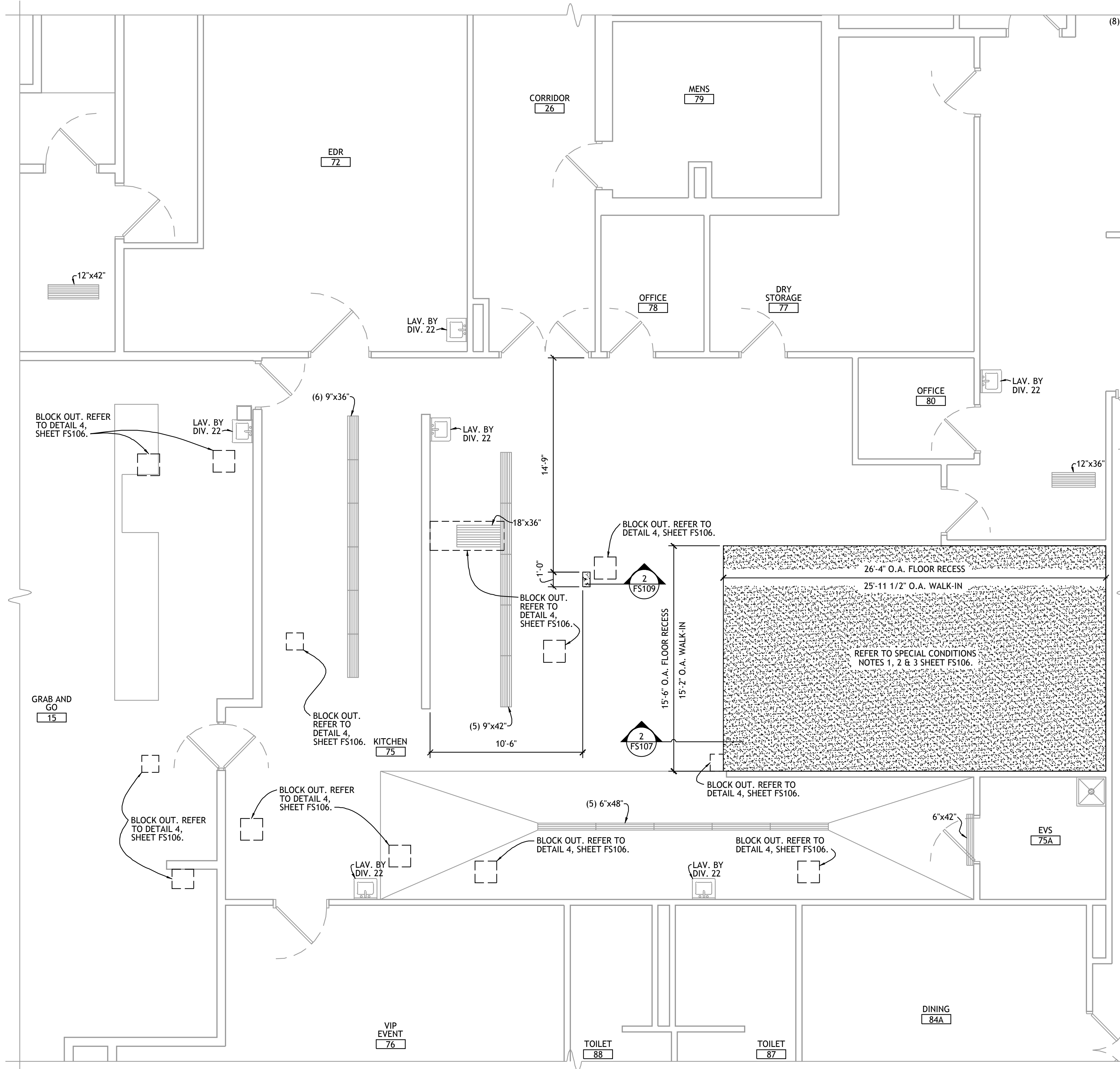
FOODSERVICE
EQUIPMENT
SPECIAL COND.
PLAN



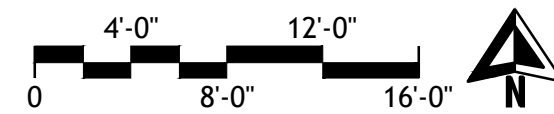
2 SECTION - FLOOR RECESS AT WALK-IN COOLER/FREEZER




3 SECTION - FLOOR RECESS AT WALK-IN COOLER



1 FOODSERVICE EQUIPMENT SPECIAL CONDITIONS PLAN - GRAB-N-GO KITCHEN



SEE SHEET FS106 FOR SPECIAL CONDITIONS NOTES.



James R. Childers
Architect, Inc.

45 South 4th Street
Fort Smith, AR 72901
479-783-2480
www.childersarchitect.com

PROFESSIONAL SEAL:

CONSULTANT LOGO:
HESMAN Group, LLC
7645 E. 69RD STREET
SUITE 201
TULSA, OKLAHOMA 74133

CLIENT:
CHEROKEE NATION
Entertainment
Cherokee
CASINO

CHEROKEE NATION ENTERTAINMENT
TAHLEQUAH CASINO
TAHLEQUAH, OKLAHOMA

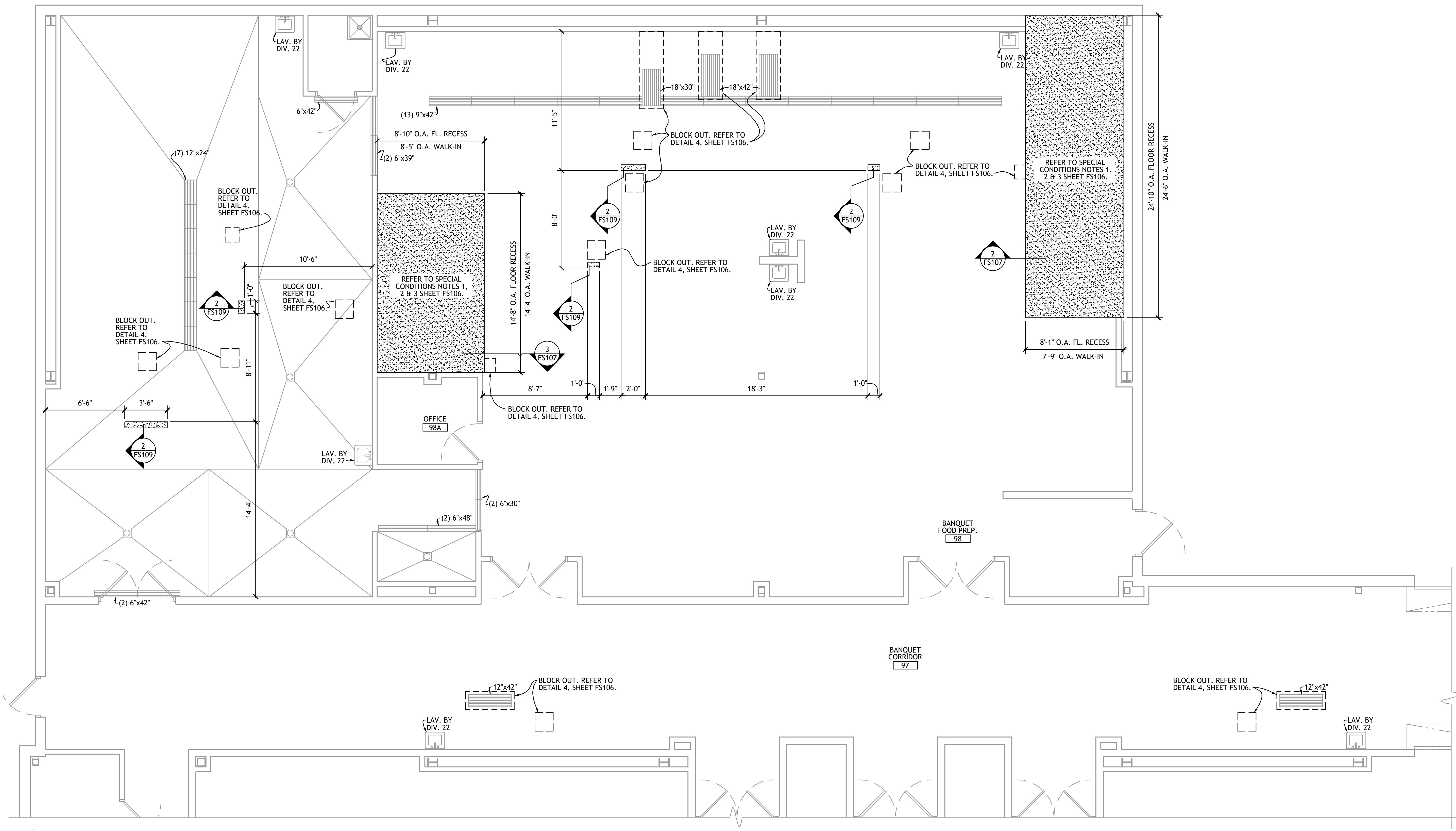
PROJECT PHASE:
BID PACKAGE 02
(100% Set)

REVISIONS		
#	DATE	DESCRIPTION

DATE: 03/27/18
JOB NUMBER: 17-06

SHEET NUMBER:
FS108

FOODSERVICE
EQUIPMENT
SPECIAL COND.
PLAN



1 FOODSERVICE EQUIPMENT SPECIAL CONDITIONS PLAN - BANQUET KITCHEN



SEE SHEET FS106 FOR SPECIAL CONDITIONS NOTES.

PROJECT NO. 0148

PROJECT NO. 0148

1/8" = 1'-0"

1/4" = 1'-0"

3/8" = 1'-0"

1/2" = 1'-0"

3/4" = 1'-0"

1" = 1'-0"

1 1/2" = 1'-0"

2" = 1'-0"

3" = 1'-0"

4" = 1'-0"

6" = 1'-0"

8" = 1'-0"

12" = 1'-0"

18" = 1'-0"

24" = 1'-0"

36" = 1'-0"

48" = 1'-0"

60" = 1'-0"

72" = 1'-0"

84" = 1'-0"

96" = 1'-0"

108" = 1'-0"

120" = 1'-0"

132" = 1'-0"

144" = 1'-0"

156" = 1'-0"

168" = 1'-0"

180" = 1'-0"

192" = 1'-0"

204" = 1'-0"

216" = 1'-0"

228" = 1'-0"

240" = 1'-0"

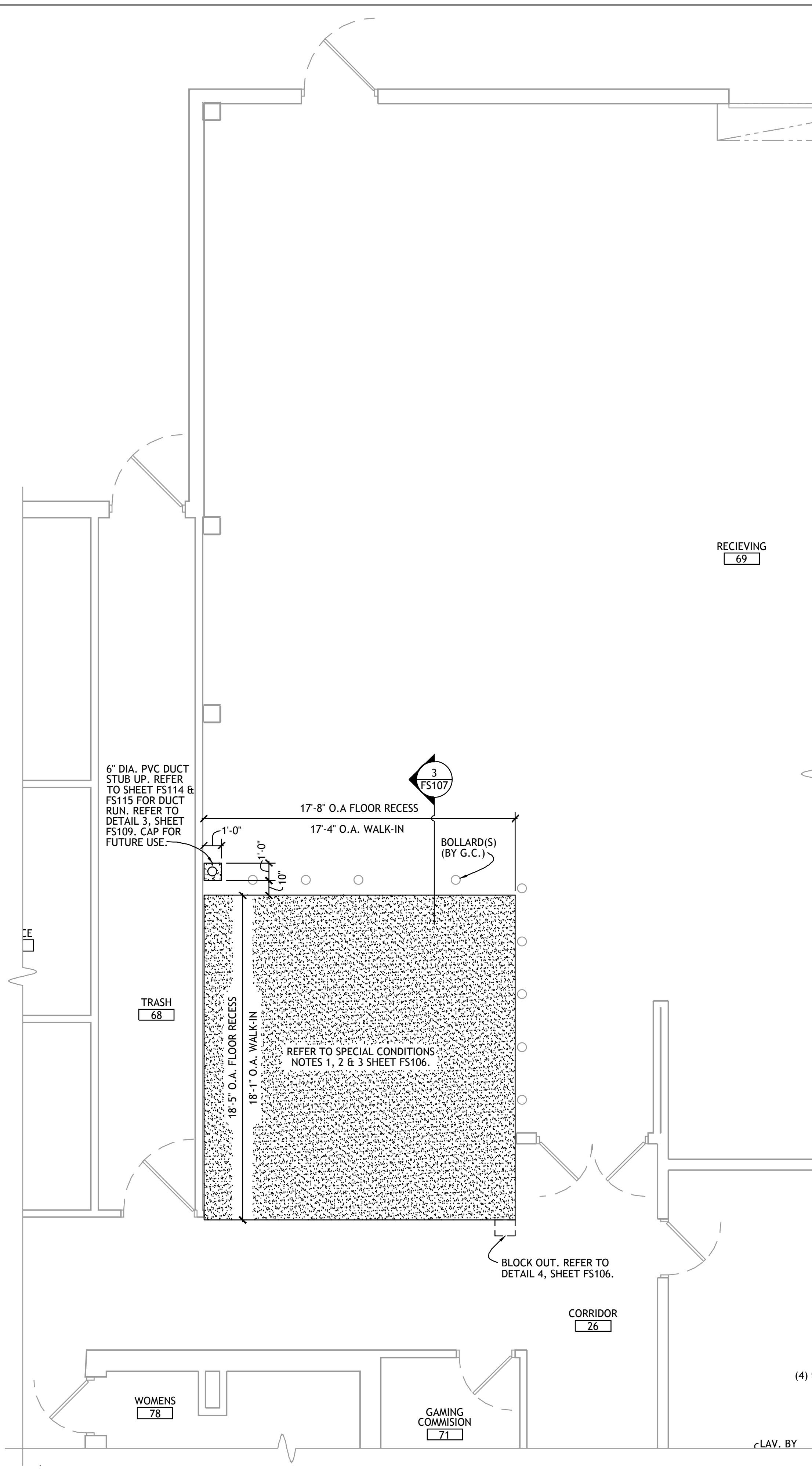
252" = 1'-0"

264" = 1'-0"

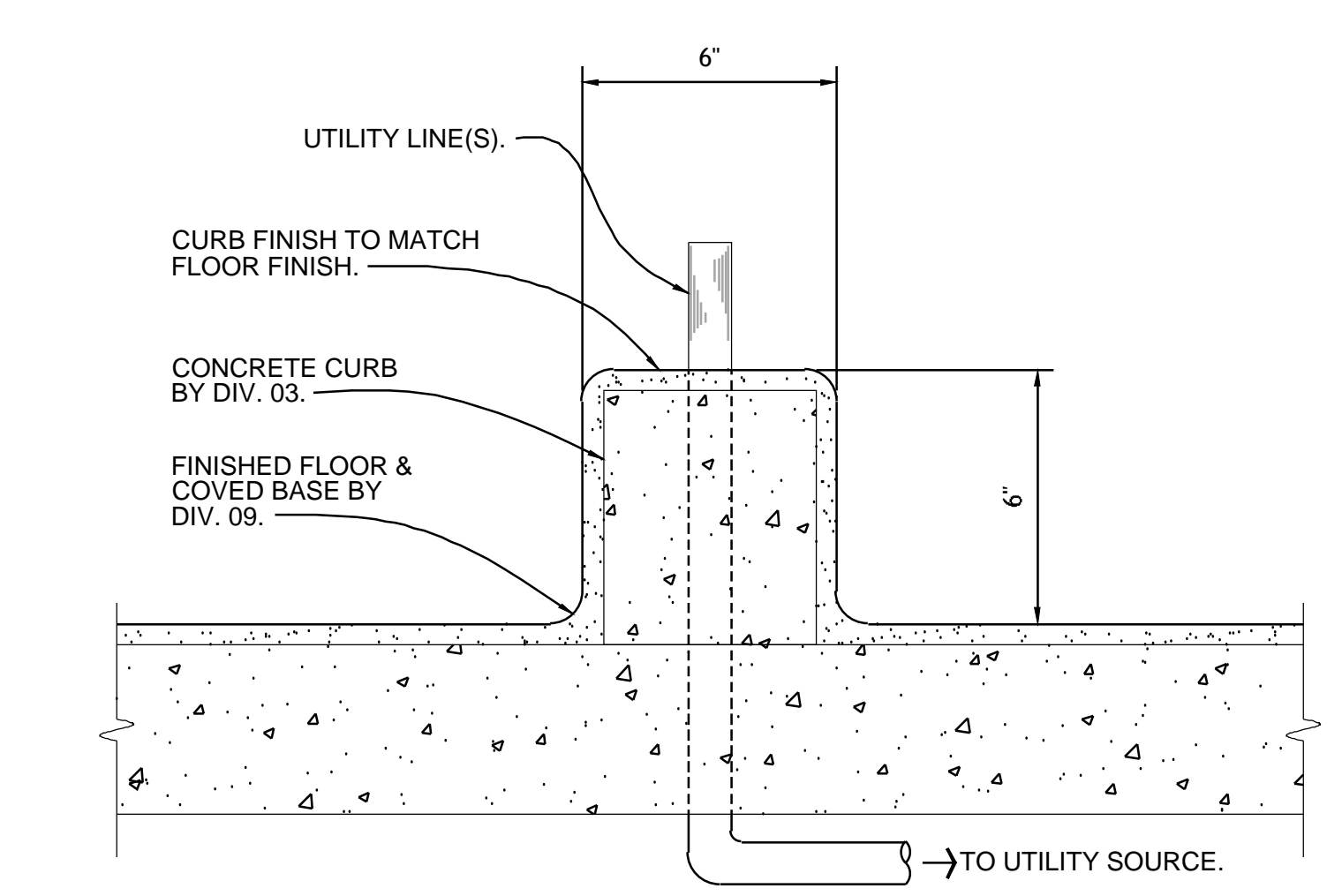
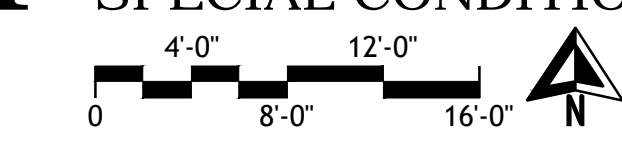
276" = 1'-0"

288" = 1'-0"

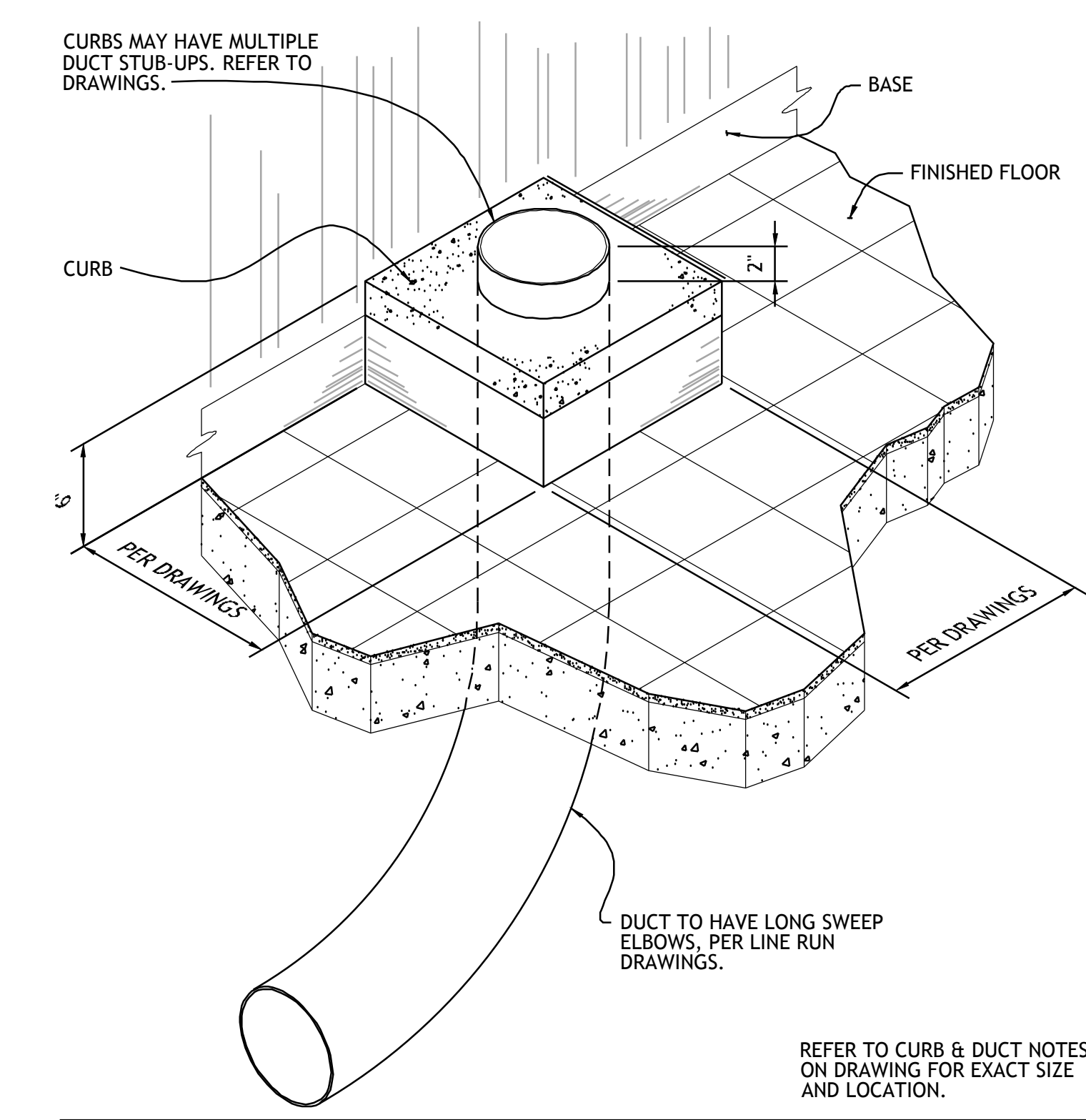
300" = 1'-0"



1 FOODSERVICE EQUIPMENT SPECIAL CONDITIONS PLAN - WAREHOUSE




2 TYPICAL SECTION - ISLAND UTILITY CURB
NO SCALE



3 TYPICAL - CONCRETE CURB AT DUCT STUB-UP
NO SCALE

SEE SHEET FS106 FOR SPECIAL CONDITIONS NOTES.



**James R. Childers
Architect, Inc.**
45 South 4th Street
Fort Smith, AR 72901
479-783-2480
www.childersarchitect.com

PROFESSIONAL SEAL:

CONSULTANT LOGO:
HESMAN Group, LLC
7645 E. 69RD STREET
SUITE 201
TULSA, OKLAHOMA 74133

CLIENT:
**CHEROKEE NATION
Entertainment**
**Cherokee
CASINO**

**CHEROKEE NATION ENTERTAINMENT
TAHLEQUAH CASINO**
TAHLEQUAH, OKLAHOMA

PROJECT PHASE:
**BID PACKAGE 02
(100% Set)**

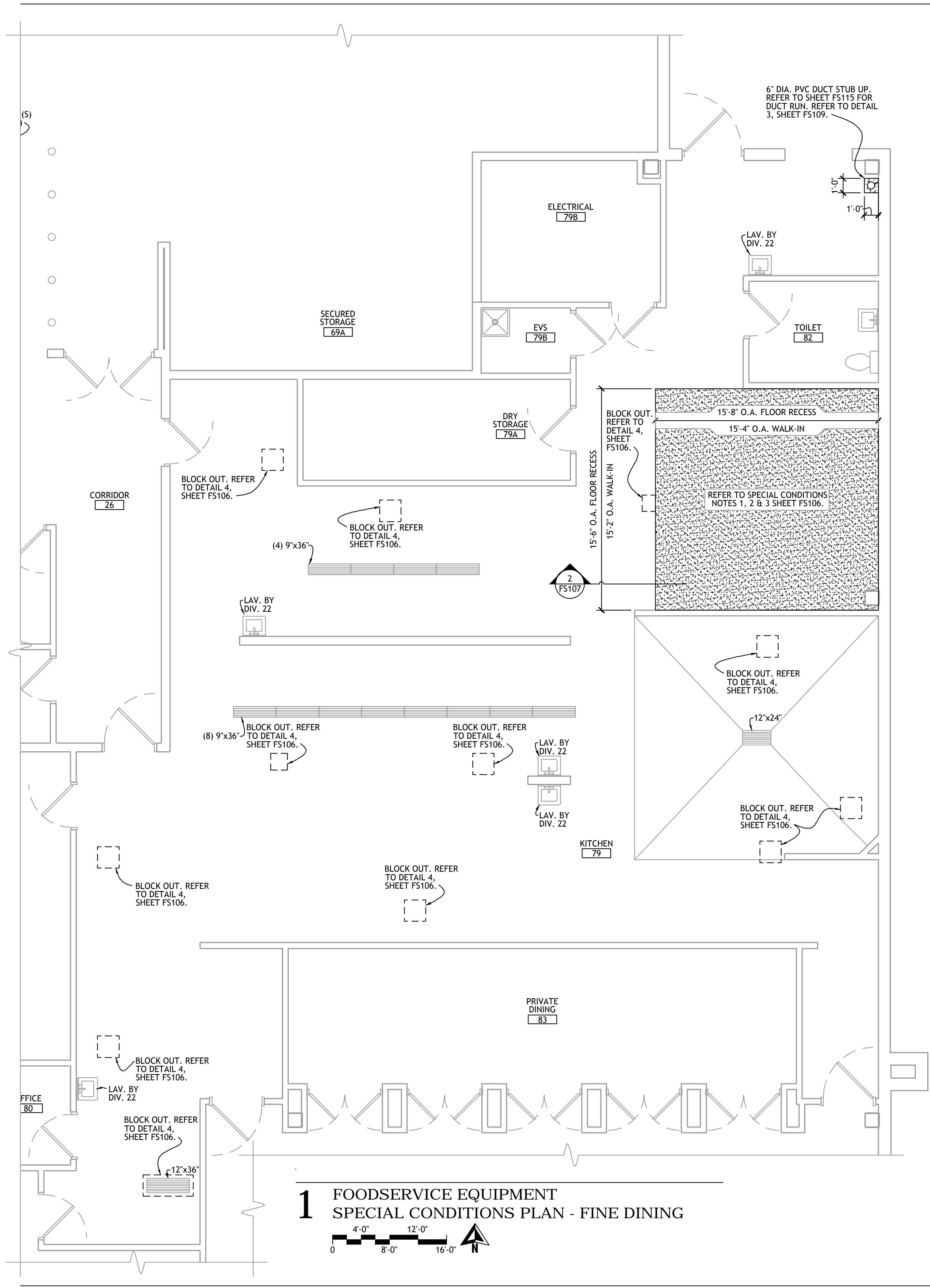
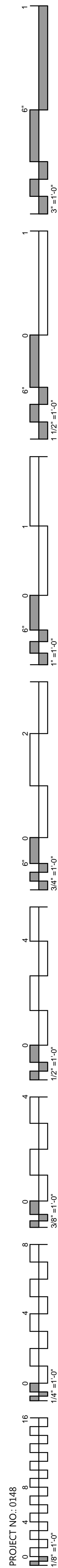
REVISIONS		
#	DATE	DESCRIPTION

DATE: 03/27/18
JOB NUMBER: 17-06

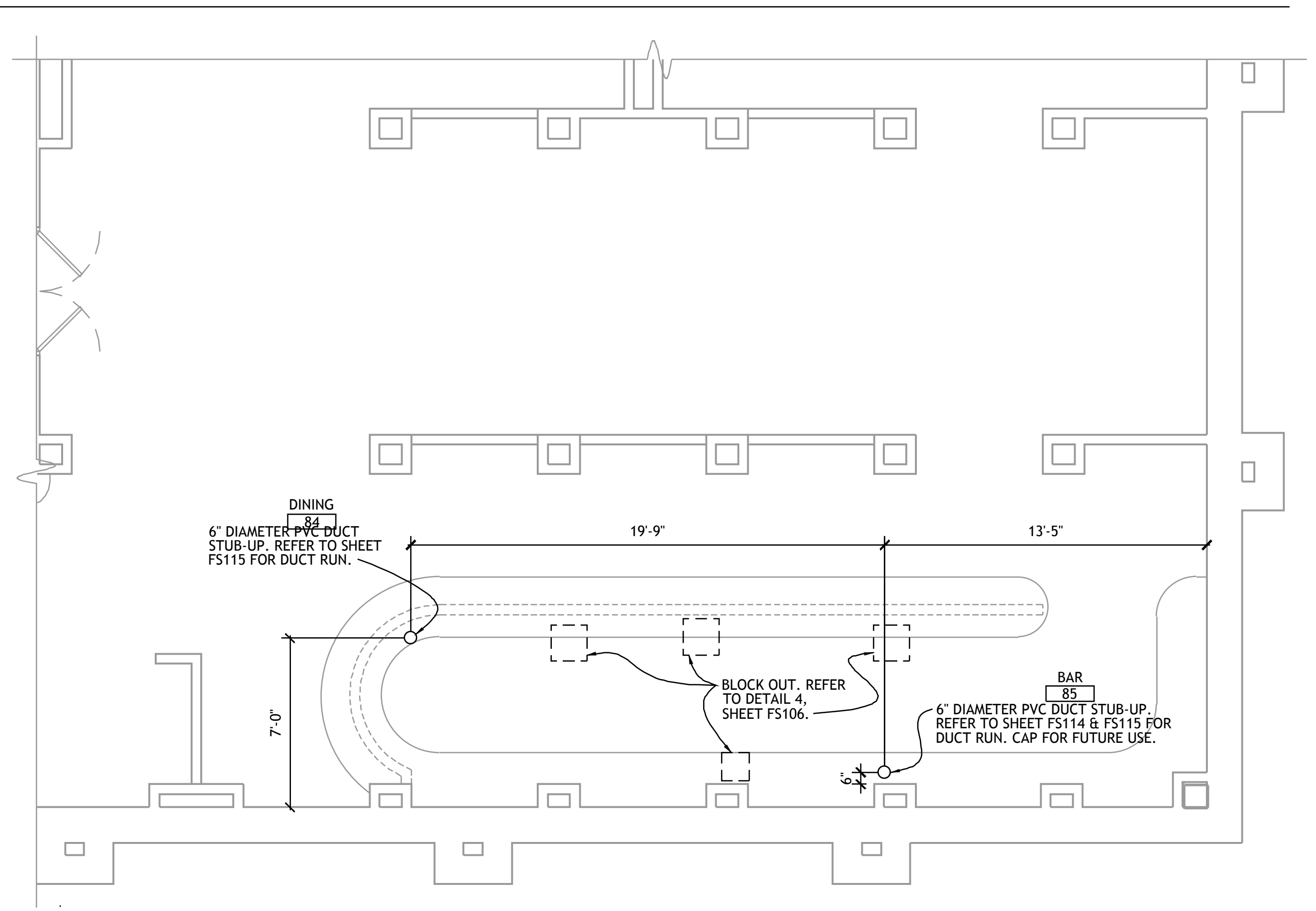
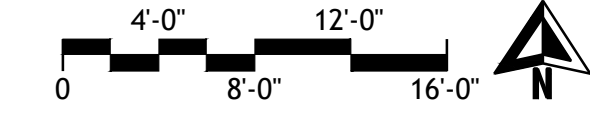
SHEET NUMBER:
FS109

FOODSERVICE EQUIPMENT SPECIAL COND. PLAN

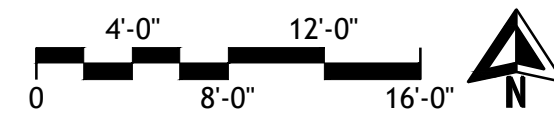
PROJECT NO. 0148




1 FOODSERVICE EQUIPMENT SPECIAL CONDITIONS PLAN - FINE DINING



2 FOODSERVICE EQUIPMENT SPECIAL CONDITIONS PLAN - FINE DINING BAR



SEE SHEET FS106 FOR SPECIAL CONDITIONS NOTES.



James R. Childers Architect, Inc.
 45 South 4th Street
 Fort Smith, AR 72901
 479-783-2480
 www.childersarchitect.com

PROFESSIONAL SEAL:

CONSULTANT LOGO:
HESMAN Group, LLC
Architectural & Interior Design Firm
 7645 E. 69RD STREET
 SUITE 201
 TULSA, OKLAHOMA 74133



CHEROKEE NATION ENTERTAINMENT
TAHLEQUAH CASINO
 TAHLEQUAH, OKLAHOMA


PROJECT PHASE:
BID PACKAGE 02
 (100% Set)

REVISIONS		
#	DATE	DESCRIPTION

DATE: 03/27/18
 JOB NUMBER: 17-06

SHEET NUMBER:
FS110

FOODSERVICE EQUIPMENT SLAB-RECESS PLAN



James R. Childers Architect, Inc.

45 South 4th Street
Fort Smith, AR 72901
479-783-2490
www.childersarchitect.com

PROFESSIONAL SEAL:

CONSULTANT LOGO:



7645 E. 69th STREET
SUITE 201
TULSA, OKLAHOMA 74133

CLIENT:



CHEROKEE NATION ENTERTAINMENT
TAHLEQUAH CASINO
TAHLEQUAH, OKLAHOMA

PROJECT PHASE:

BID PACKAGE 02
(100% Set)

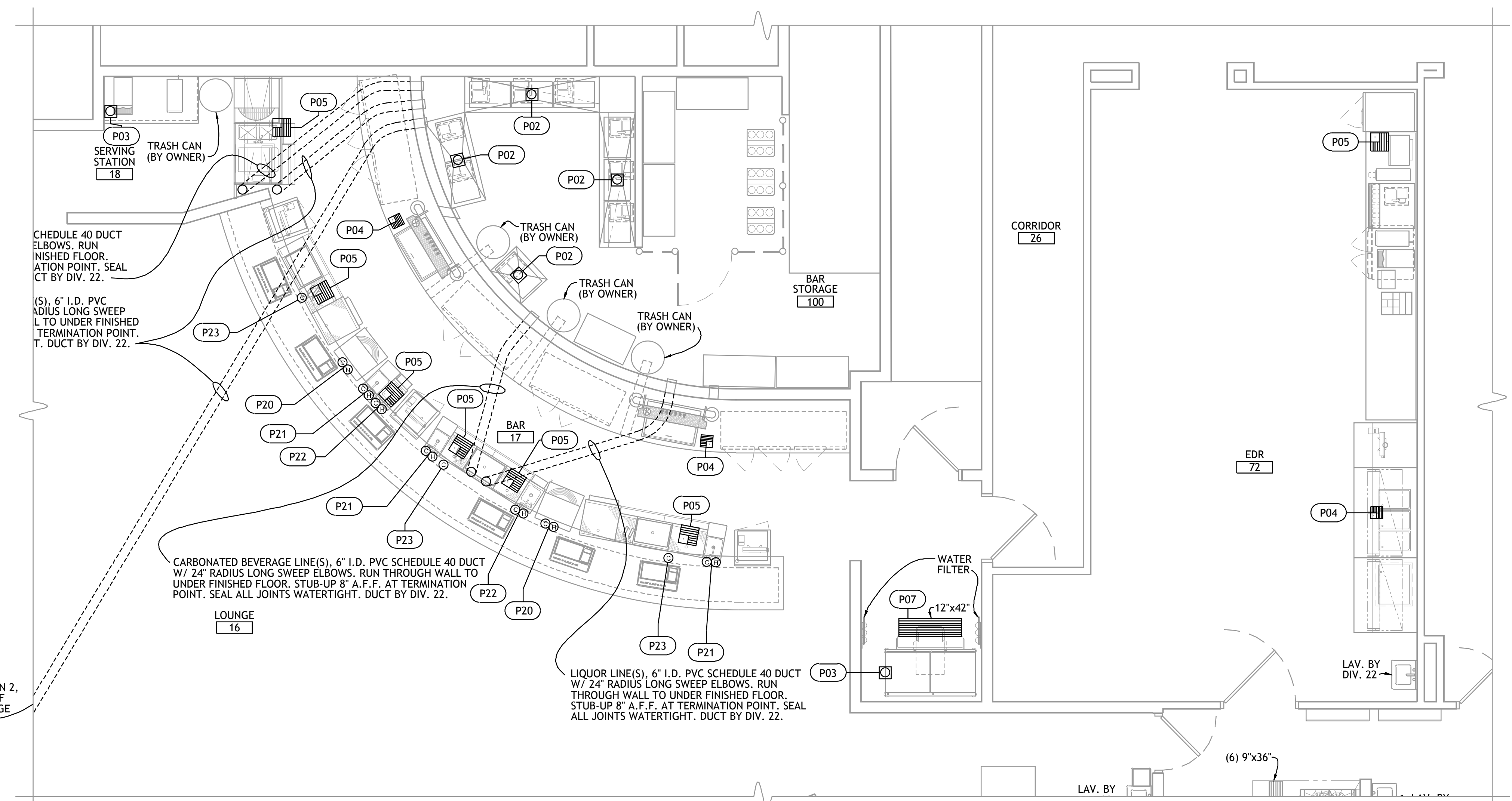
#	DATE	REVISIONS DESCRIPTION

DATE: 03/27/18 JOB NUMBER: 17-06

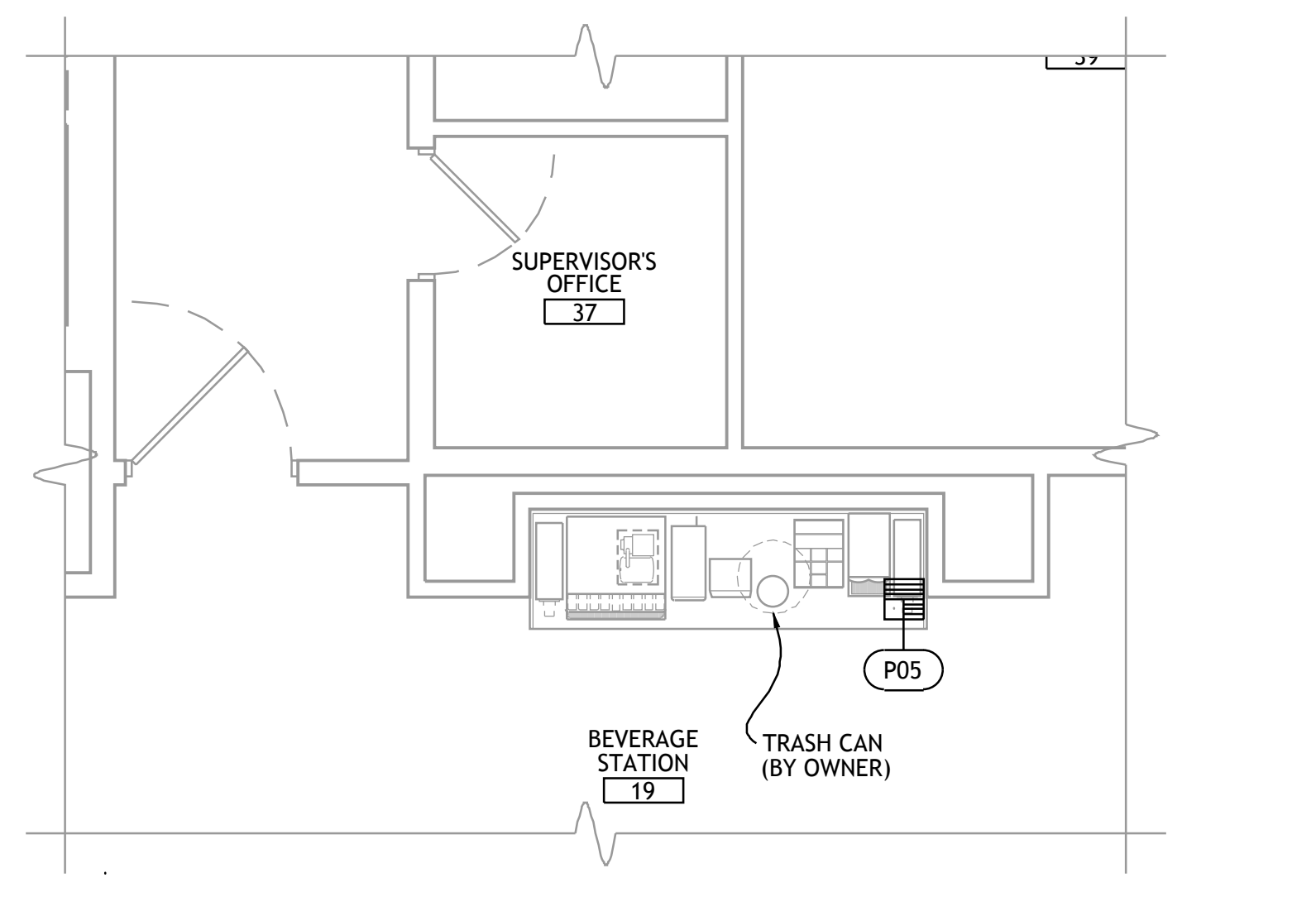
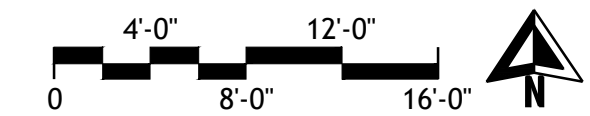
SHEET NUMBER:

FS111

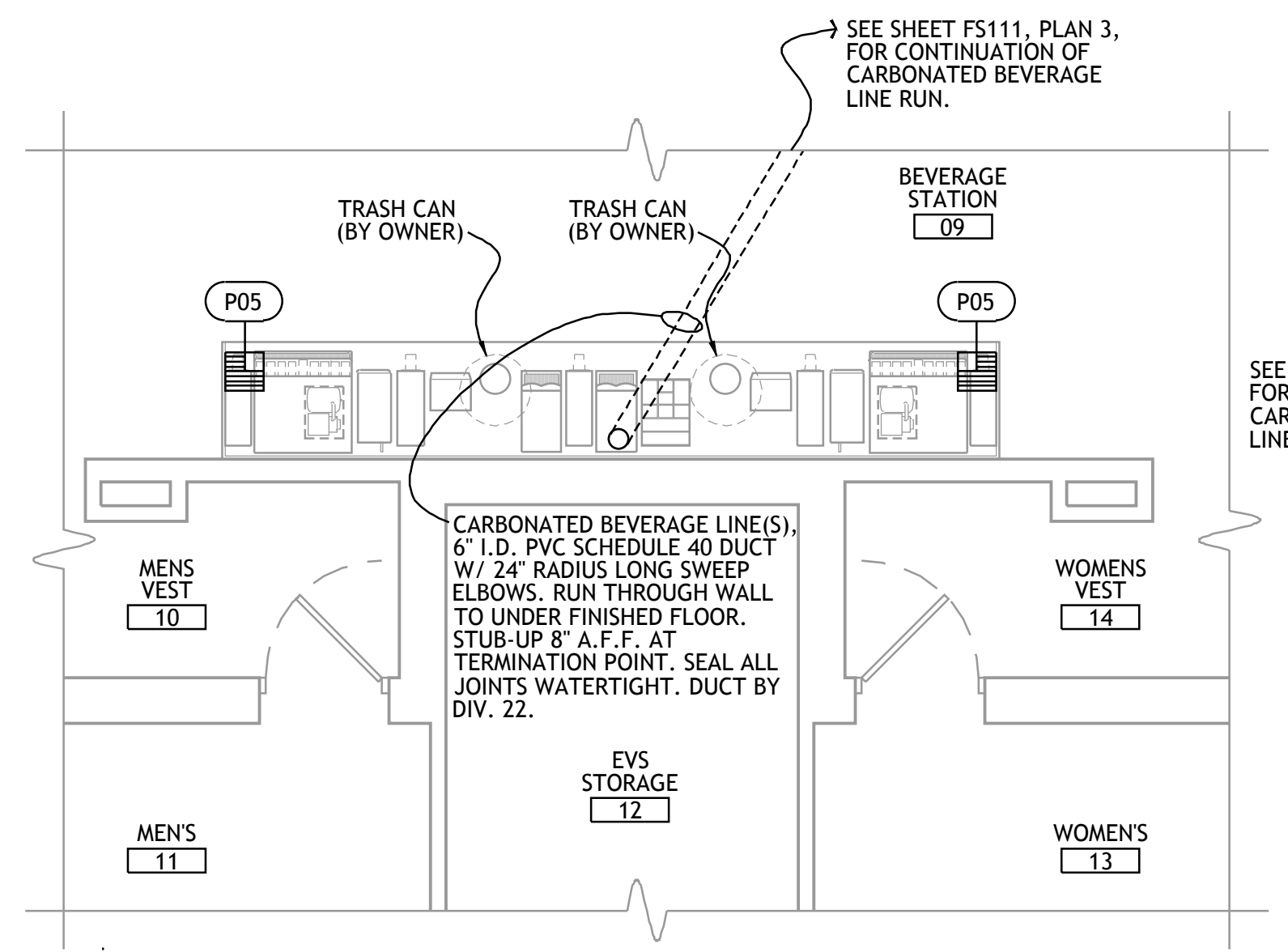
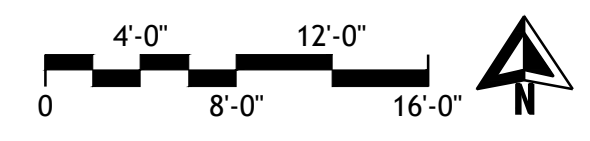
FOODSERVICE EQUIPMENT
PRELIM. M.E.P.
CONNECTION PLAN



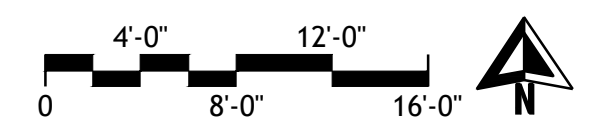
3 FOODSERVICE EQUIPMENT
IN-FLOOR M.E.P. PLAN - CASINO BAR & EDR



1 FOODSERVICE EQUIPMENT
IN-FLOOR M.E.P. PLAN - COMP. BEVE. NORTH



2 FOODSERVICE EQUIPMENT
IN-FLOOR M.E.P. PLAN - COMP. BEVE. SOUTH




REFER TO SHEET FS116 FOR ELECTRICAL NOTES & CONNECTION SCHEDULE.

REFER TO SHEET FS116 FOR PLUMBING & MECHANICAL NOTES & CONNECTION SCHEDULE.

ELECTRICAL SYMBOLS	
	DR DUPLEX RECEPTACLE
	WPR WEATHERPROOF RECEPTACLE
	WPS WEATHERPROOF SINGLE SERVICE RECEPTACLE
	SR 1 PHASE SINGLE PURPOSE RECEPTACLE
	SR 3 PHASE SINGLE PURPOSE RECEPTACLE
	DCR DROP CORD RECEPTACLE
	CSO CONDUIT STUB-UP or STUB-DOWN
	CS CONDUIT STUB-OUT
	JB JUNCTION BOX IN WALL
	JBP JUNCTION BOX MOUNTED ON PEDESTAL
	JB JUNCTION BOX MOUNTED IN CEILING
	PMR DUPLEX RECEPT. MOUNTED ON PEDESTAL
	CSR CONDUIT STUB - BTC AT RECEPTACLE FURNISHED WITH EQUIPMENT.
	FR FLUSH FLOOR RECEPTACLE
	SW WALL SWITCH
	DFA DROP FROM ABOVE
	AFF ABOVE FINISHED FLOOR
	BTC BRANCH TO CONNECTION

PLUMBING & MECHANICAL SYMBOLS	
	HW HOT WATER
	CW COLD WATER
	DR DRAIN
	IW INDIRECT WASTE (EXTEND TO FD)
	CWS CHILLED WATER SUPPLY
	CWR CHILLED WATER RETURN
	FD FLOOR DRAIN
	FFD FUNNEL FLOOR DRAIN
	FS FLOOR SINK
	TD TRENCH DRAIN
	G GAS SUPPLY
	EVC EXHAUST VENT CONNECTION
	SVC SUPPLY VENT CONNECTION
	FLR DIRECT CONNECTED FLUE RISER
	DFA DROP FROM ABOVE
	AFF ABOVE FINISHED FLOOR
	BTC BRANCH TO CONNECTION

PROJECT NO.: 0148



James R. Childers
Architect, Inc.

45 South 4th Street
Fort Smith, AR 72901
479-783-2480
www.childersarchitect.com

PROFESSIONAL SEAL:

CONSULTANT LOGO:

HESMAN Group, LLC
7645 E. 69th STREET
SUITE 201
TULSA, OKLAHOMA 74133

CLIENT:



CHEROKEE NATION ENTERTAINMENT
TAHLEQUAH CASINO
TAHLEQUAH, OKLAHOMA

PROJECT PHASE:

BID PACKAGE 02
(100% Set)

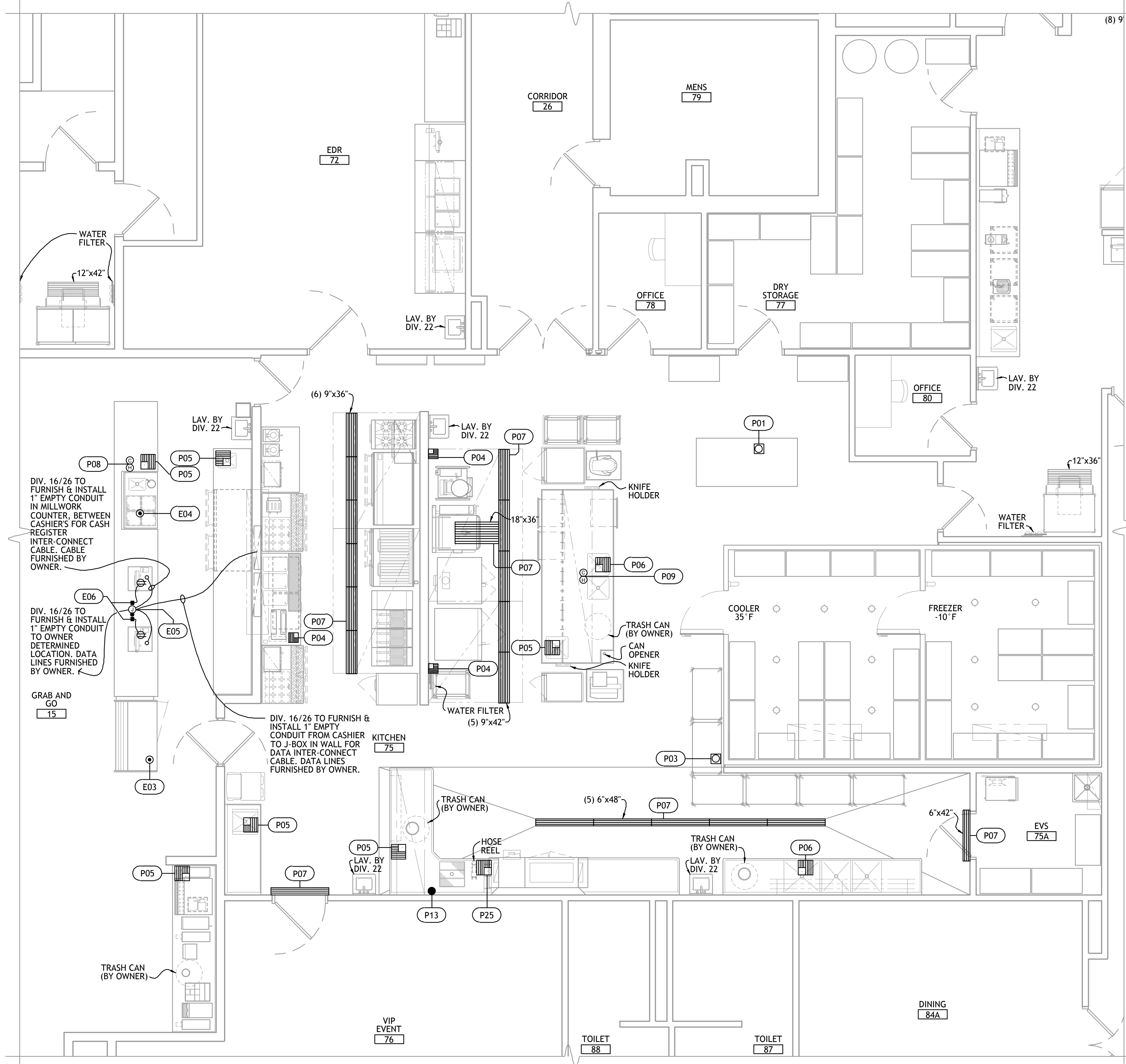
#	DATE	DESCRIPTION

DATE: 03/27/18 JOB NUMBER: 17-06

SHEET NUMBER:

FS112

FOODSERVICE
EQUIPMENT
PRELIM. M.E.P.
CONNECTION PLAN



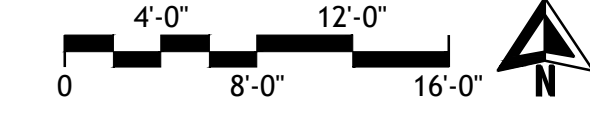
REFER TO SHEET FS116 FOR ELECTRICAL NOTES & CONNECTION SCHEDULE.

ELECTRICAL SYMBOLS	
	DR DUPLEX RECEPTACLE
	WPR WEATHERPROOF RECEPTACLE
	WPS WEATHERPROOF SINGLE SERVICE RECEPTACLE
	SR 1 PHASE SINGLE PURPOSE RECEPTACLE
	SR 3 PHASE SINGLE PURPOSE RECEPTACLE
	DCR DROP CORD RECEPTACLE
	CSO CONDUIT STUP-UP or STUB-DOWN
	CS CONDUIT STUP-OUT
	JB JUNCTION BOX IN WALL
	JBP JUNCTION BOX MOUNTED ON PEDESTAL
	JB JUNCTION BOX MOUNTED IN CEILING
	PMR DUPLEX RECEPT. MOUNTED ON PEDESTAL
	CSR CONDUIT STUB - BTC AT RECEPTACLE FURNISHED WITH EQUIPMENT.
	FR FLUSH FLOOR RECEPTACLE
	SW WALL SWITCH
	DFA DROP FROM ABOVE
	AFF ABOVE FINISHED FLOOR
	BTC BRANCH TO CONNECTION


REFER TO SHEET FS116 FOR PLUMBING & MECHANICAL NOTES & CONNECTION SCHEDULE.

PLUMBING & MECHANICAL SYMBOLS	
	HW HOT WATER
	CW COLD WATER
	DR DRAIN
	IW INDIRECT WASTE (EXTEND TO FD)
	CWS CHILLED WATER SUPPLY
	CWR CHILLED WATER RETURN
	FD FLOOR DRAIN
	FFD FUNNEL FLOOR DRAIN
	FS FLOOR SINK
	TD TRENCH DRAIN
	G GAS SUPPLY
	EVC EXHAUST VENT CONNECTION
	SVC SUPPLY VENT CONNECTION
	FLR DIRECT CONNECTED FLUE RISER
	DFA DROP FROM ABOVE
	AFF ABOVE FINISHED FLOOR
	BTC BRANCH TO CONNECTION

1 FOODSERVICE EQUIPMENT IN-FLOOR M.E.P. PLAN - GRAB-N-GO KITCHEN



PROJECT NO.: 0148
0 3'-0"
1 1'-0"
2 0'-0"
3 0'-0"
4 0'-0"
5 0'-0"
6 0'-0"
7 0'-0"
8 0'-0"
9 0'-0"
10 0'-0"
11 0'-0"
12 0'-0"
13 0'-0"
14 0'-0"
15 0'-0"
16 0'-0"
17 0'-0"
18 0'-0"



James R. Childers
Architect, Inc.

45 South 4th Street
Fort Smith, AR 72901
479-783-2490
www.childersarchitect.com

PROFESSIONAL SEAL:

CONSULTANT LOGO:

HESMAN Group, LLC

7645 E. 69th STREET
SUITE 201
TULSA, OKLAHOMA 74133

CLIENT:

CHEROKEE NATION
Entertainment



CHEROKEE NATION ENTERTAINMENT
TAHLEQUAH CASINO
TAHLEQUAH, OKLAHOMA

PROJECT PHASE:

BID PACKAGE 02
(100% Set)

REVISIONS		
#	DATE	DESCRIPTION

DATE: 03/27/18 JOB NUMBER: 17-06

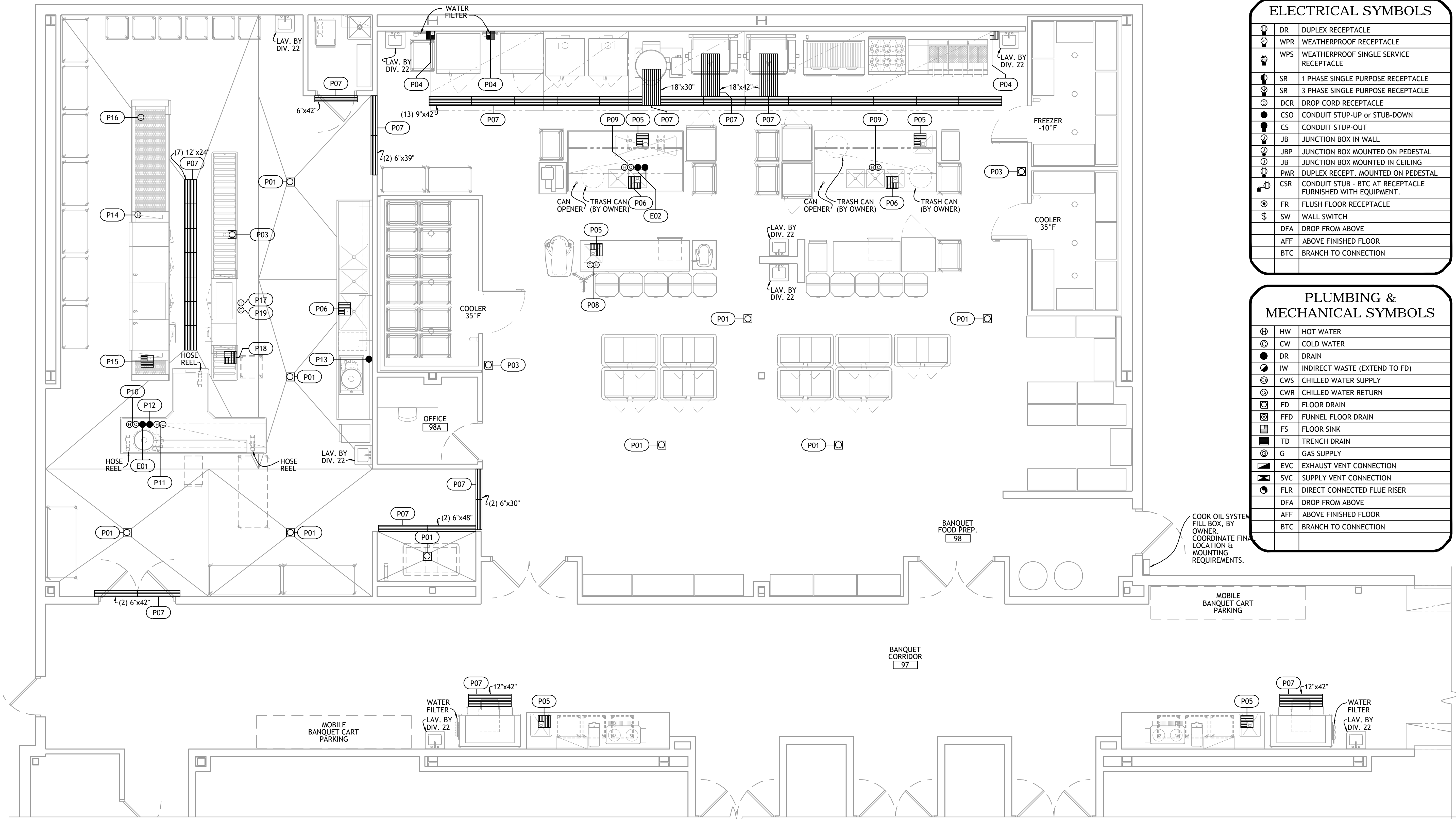
SHEET NUMBER:

FS113

FOODSERVICE
EQUIPMENT
PRELIM. M.E.P.
CONNECTION PLAN

ELECTRICAL SYMBOLS	
	DR DUPLEX RECEPTACLE
	WPR WEATHERPROOF RECEPTACLE
	WPS WEATHERPROOF SINGLE SERVICE RECEPTACLE
	SR 1 PHASE SINGLE PURPOSE RECEPTACLE
	SR 3 PHASE SINGLE PURPOSE RECEPTACLE
	DCR DROP CORD RECEPTACLE
	CSO CONDUIT STUB-UP or STUB-DOWN
	CS CONDUIT STUB-OUT
	JB JUNCTION BOX IN WALL
	JBP JUNCTION BOX MOUNTED ON PEDESTAL
	JB JUNCTION BOX MOUNTED IN CEILING
	PMR DUPLEX RECEPT. MOUNTED ON PEDESTAL
	CSR CONDUIT STUB - BTC AT RECEPTACLE FURNISHED WITH EQUIPMENT.
	FR FLUSH FLOOR RECEPTACLE
	SW WALL SWITCH
	DFA DROP FROM ABOVE
	AFF ABOVE FINISHED FLOOR
	BTC BRANCH TO CONNECTION

PLUMBING & MECHANICAL SYMBOLS	
	HW HOT WATER
	CW COLD WATER
	DR DRAIN
	IW INDIRECT WASTE (EXTEND TO FD)
	CWS CHILLED WATER SUPPLY
	CWR CHILLED WATER RETURN
	FD FLOOR DRAIN
	FFD FUNNEL FLOOR DRAIN
	FS FLOOR SINK
	TD TRENCH DRAIN
	G GAS SUPPLY
	EVC EXHAUST VENT CONNECTION
	SVC SUPPLY VENT CONNECTION
	FLR DIRECT CONNECTED FLUE RISER
	DFA DROP FROM ABOVE
	AFF ABOVE FINISHED FLOOR
	BTC BRANCH TO CONNECTION



COOK OIL SYSTEM
FILL BOX, BY
OWNER.
COORDINATE FINAL
LOCATION &
MOUNTING
REQUIREMENTS.

MOBILE
BANQUET CART
PARKING

BANQUET
CORRIDOR
97


BANQUET
FOOD PREP.
98

1 FOODSERVICE EQUIPMENT
IN-FLOOR M.E.P. PLAN - BANQUET KITCHEN

REFER TO SHEET FS116 FOR ELECTRICAL NOTES & CONNECTION SCHEDULE.

REFER TO SHEET FS116 FOR PLUMBING & MECHANICAL NOTES & CONNECTION SCHEDULE.

PROJECT NO.: 0148



James R. Childers
Architect, Inc.

45 South 4th Street
Fort Smith, AR 72901
479-783-2480
www.childersarchitect.com

PROFESSIONAL SEAL:

CONSULTANT LOGO:

HESMAN Group, LLC
7645 E. 69th STREET
SUITE 201
TULSA, OKLAHOMA 74133

CLIENT:
CHEROKEE NATION
Entertainment



CHEROKEE NATION ENTERTAINMENT
TAHLEQUAH CASINO
TAHLEQUAH, OKLAHOMA

PROJECT PHASE:
BID PACKAGE 02
(100% Set)

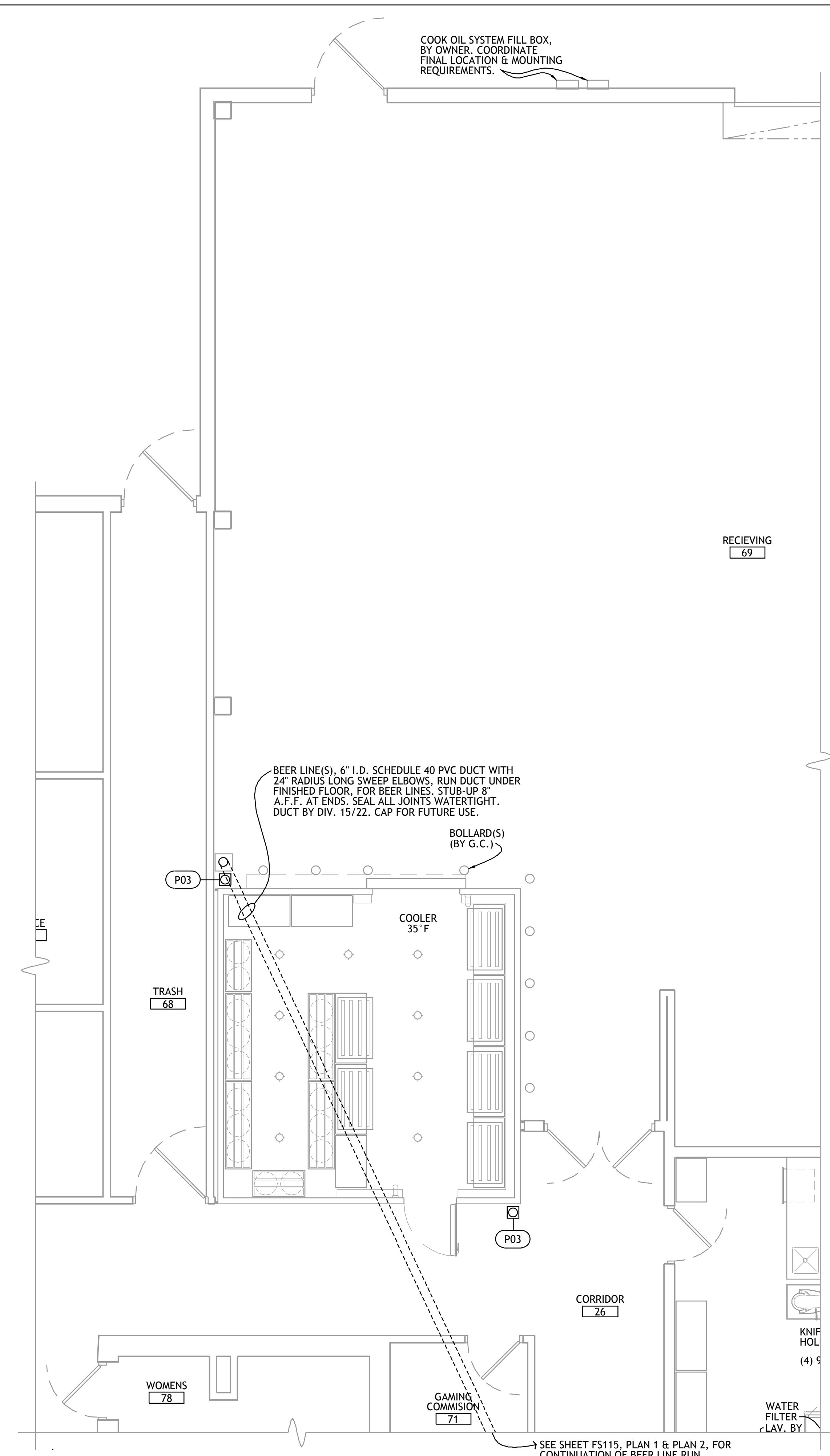
#	DATE	REVISIONS DESCRIPTION

DATE: 03/27/18 JOB NUMBER: 17-06

SHEET NUMBER:
FS114

FOODSERVICE
EQUIPMENT
PRELIM. M.E.P.
CONNECTION PLAN

PROJECT NO.: 0148
1/8" = 1'-0"
1/4" = 1'-0"
3/8" = 1'-0"
1/2" = 1'-0"
3/4" = 1'-0"
1" = 1'-0"
1 1/2" = 1'-0"
2" = 1'-0"
3" = 1'-0"
4" = 1'-0"
6" = 1'-0"
8" = 1'-0"
12" = 1'-0"
16" = 1'-0"



REFER TO SHEET FS116 FOR ELECTRICAL NOTES &
CONNECTION SCHEDULE.

ELECTRICAL SYMBOLS

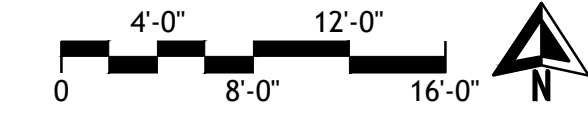
⊕	DR	DUPLEX RECEPTACLE
⊕	WPR	WEATHERPROOF RECEPTACLE
⊕	WPS	WEATHERPROOF SINGLE SERVICE RECEPTACLE
⊕	SR	1 PHASE SINGLE PURPOSE RECEPTACLE
⊕	SR	3 PHASE SINGLE PURPOSE RECEPTACLE
⊕	DCR	DROP CORD RECEPTACLE
⊕	CS	CONDUIT STUP-UP or STUB-DOWN
⊕	CS	CONDUIT STUP-OUT
⊕	JB	JUNCTION BOX IN WALL
⊕	JB	JUNCTION BOX MOUNTED ON PEDESTAL
⊕	JB	JUNCTION BOX MOUNTED IN CEILING
⊕	PMR	DUPLEX RECEPT. MOUNTED ON PEDESTAL
⊕	CSR	CONDUIT STUB - BTC AT RECEPTACLE FURNISHED WITH EQUIPMENT.
⊕	FR	FLUSH FLOOR RECEPTACLE
⊕	SW	WALL SWITCH
⊕	DFA	DROP FROM ABOVE
⊕	AFF	ABOVE FINISHED FLOOR
⊕	BTC	BRANCH TO CONNECTION


REFER TO SHEET FS116 FOR PLUMBING & MECHANICAL
NOTES & CONNECTION SCHEDULE.

PLUMBING & MECHANICAL SYMBOLS

⊕	HW	HOT WATER
⊕	CW	COLD WATER
⊕	DR	DRAIN
⊕	IW	INDIRECT WASTE (EXTEND TO FD)
⊕	CWS	CHILLED WATER SUPPLY
⊕	CWR	CHILLED WATER RETURN
⊕	FD	FLOOR DRAIN
⊕	FFD	FUNNEL FLOOR DRAIN
⊕	FS	FLOOR SINK
⊕	TD	TRENCH DRAIN
⊕	G	GAS SUPPLY
⊕	EVC	EXHAUST VENT CONNECTION
⊕	SVC	SUPPLY VENT CONNECTION
⊕	FLR	DIRECT CONNECTED FLUE RISER
⊕	DFA	DROP FROM ABOVE
⊕	AFF	ABOVE FINISHED FLOOR
⊕	BTC	BRANCH TO CONNECTION

1 FOODSERVICE EQUIPMENT IN-FLOOR M.E.P. PLAN - WAREHOUSE





James R. Childers Architect, Inc.

45 South 4th Street
Fort Smith, AR 72901
479-783-2480
www.childersarchitect.com

PROFESSIONAL SEAL:

CONSULTANT LOGO:

HESMAN Group, LLC
7645 E. 69th STREET
SUITE 201
TULSA, OKLAHOMA 74133

CLIENT:



CHEROKEE NATION ENTERTAINMENT
TAHLEQUAH CASINO
TAHLEQUAH, OKLAHOMA

PROJECT PHASE:

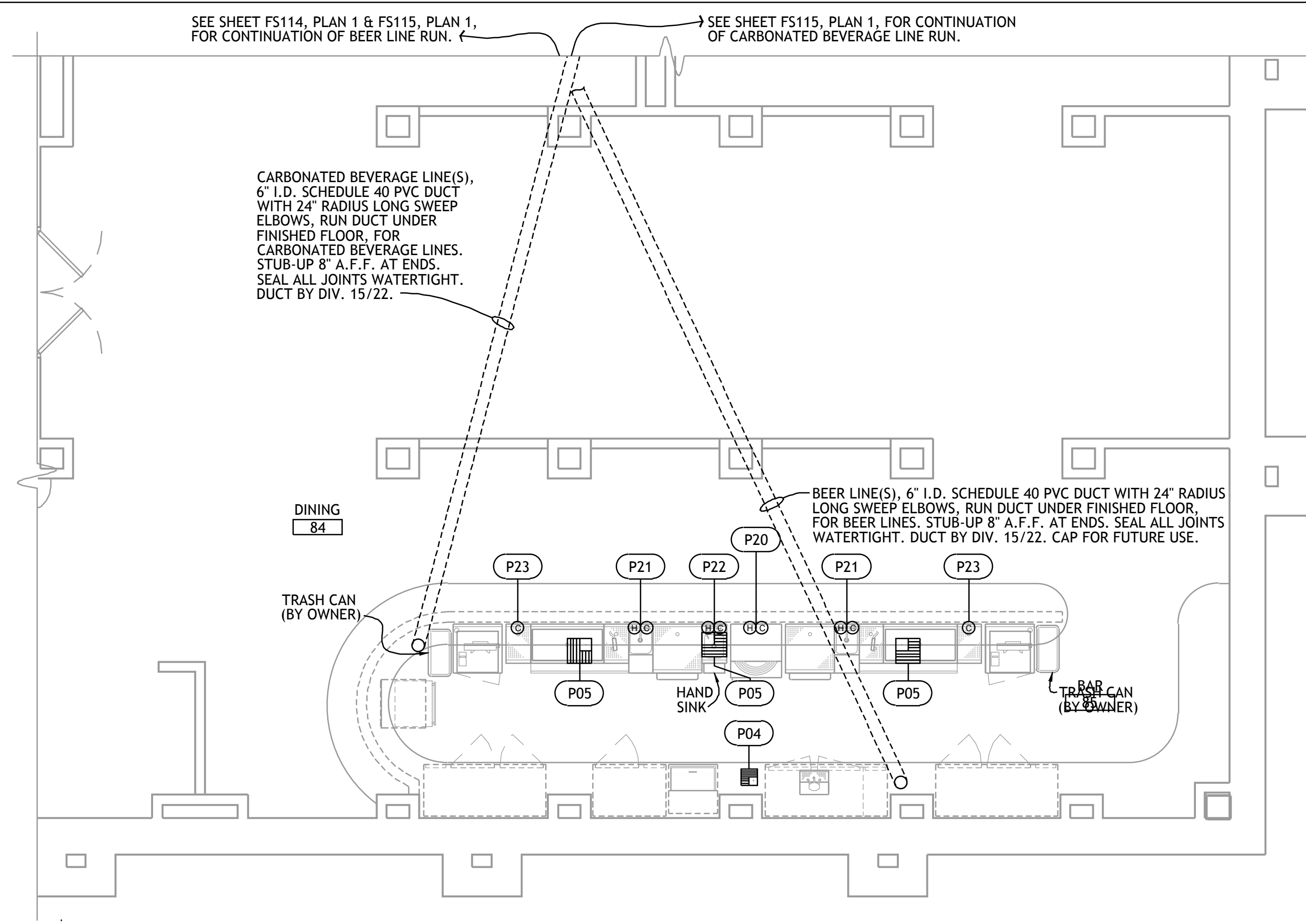
BID PACKAGE 02
(100% Set)

#	DATE	REVISIONS DESCRIPTION

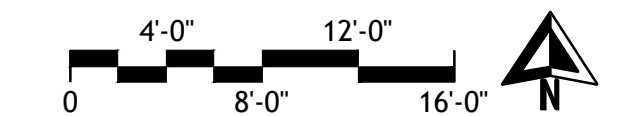
DATE: 03/27/18 JOB NUMBER: 17-06

SHEET NUMBER: FS115

FOODSERVICE EQUIPMENT
PRELIM. M.E.P. PLAN
CONNECTION PLAN



2 FOODSERVICE EQUIPMENT IN-FLOOR M.E.P. PLAN - FINE DINING BAR



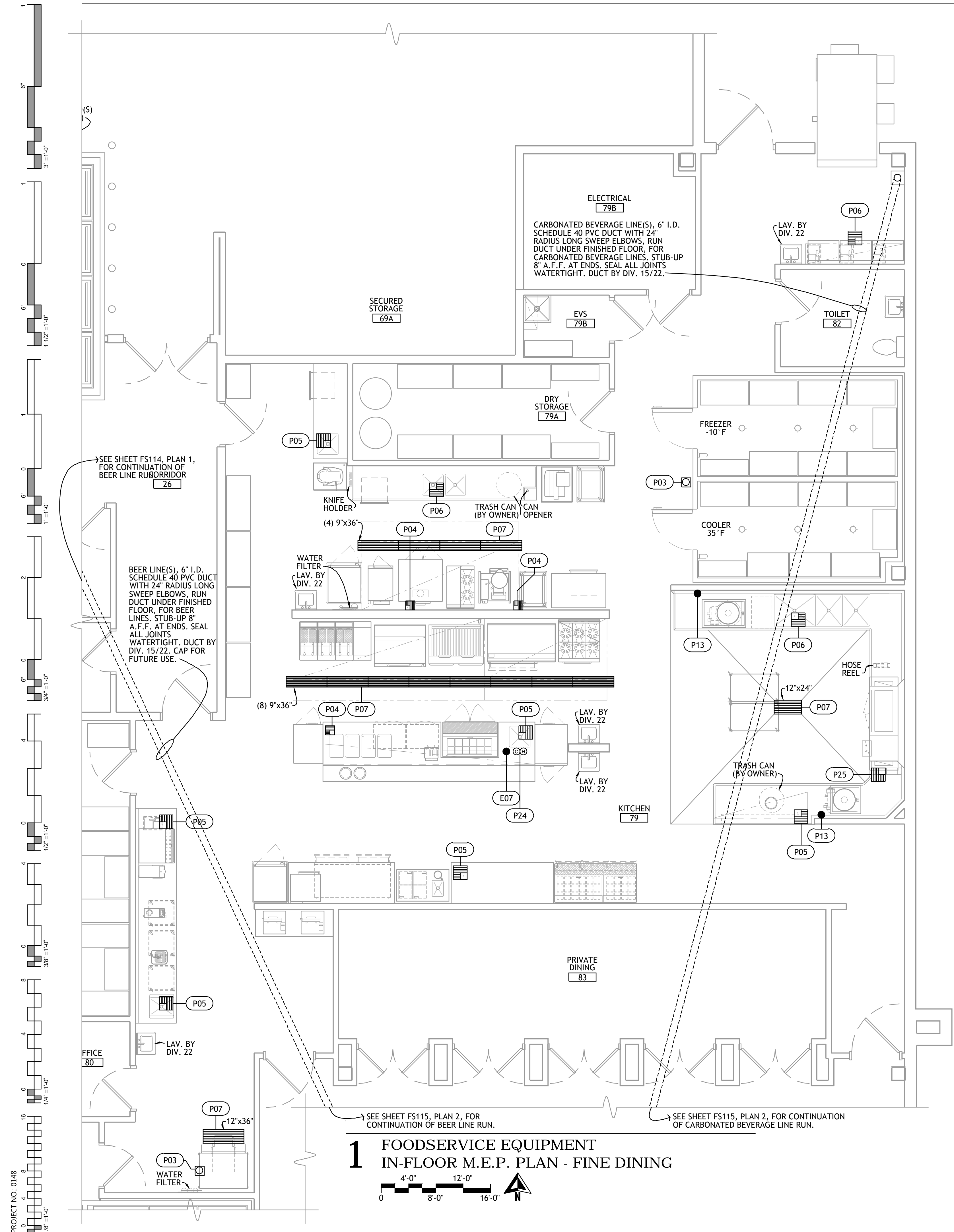
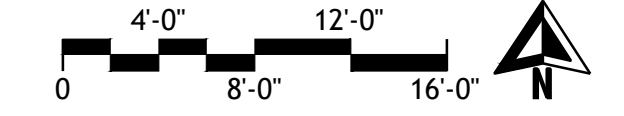
REFER TO SHEET FS116 FOR ELECTRICAL NOTES & CONNECTION SCHEDULE.

REFER TO SHEET FS116 FOR PLUMBING & MECHANICAL NOTES & CONNECTION SCHEDULE.

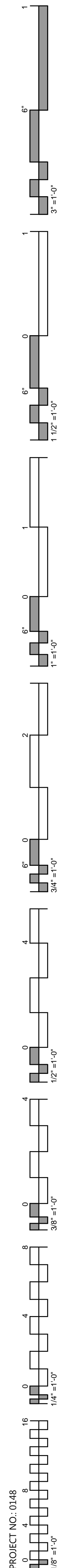
ELECTRICAL SYMBOLS	
DR	DUPLEX RECEPTACLE
WPR	WEATHERPROOF RECEPTACLE
WPS	WEATHERPROOF SINGLE SERVICE RECEPTACLE
SR	1 PHASE SINGLE PURPOSE RECEPTACLE
SR	3 PHASE SINGLE PURPOSE RECEPTACLE
DCR	DROP CORD RECEPTACLE
CSO	CONDUIT STUB-UP or STUB-DOWN
CS	CONDUIT STUB-OUT
JB	JUNCTION BOX IN WALL
JBP	JUNCTION BOX MOUNTED ON PEDESTAL
JB	JUNCTION BOX MOUNTED IN CEILING
PMR	DUPLEX RECEPT. MOUNTED ON PEDESTAL
CSR	CONDUIT STUB - BTC AT RECEPTACLE FURNISHED WITH EQUIPMENT.
FR	FLUSH FLOOR RECEPTACLE
SW	WALL SWITCH
DFA	DROP FROM ABOVE
AFF	ABOVE FINISHED FLOOR
BTC	BRANCH TO CONNECTION

PLUMBING & MECHANICAL SYMBOLS	
HW	HOT WATER
CW	COLD WATER
DR	DRAIN
IW	INDIRECT WASTE (EXTEND TO FD)
CWS	CHILLED WATER SUPPLY
CWR	CHILLED WATER RETURN
FD	FLOOR DRAIN
FFD	FUNNEL FLOOR DRAIN
FS	FLOOR SINK
TD	TRENCH DRAIN
G	GAS SUPPLY
EVC	EXHAUST VENT CONNECTION
SVC	SUPPLY VENT CONNECTION
FLR	DIRECT CONNECTED FLUE RISER
DFA	DROP FROM ABOVE
AFF	ABOVE FINISHED FLOOR
BTC	BRANCH TO CONNECTION

1 FOODSERVICE EQUIPMENT IN-FLOOR M.E.P. PLAN - FINE DINING



PROJECT NO. 0148



PLUMBING CONNECTIONS SCHEDULE

NO.	CONN.	SIZE	LOCATION	A.F.F.	SERVICE TO	REMARKS
P01	FD	---	FLOOR	0"	---	AREA DRAIN
P02	FD	---	FLOOR	-4"	---	FLOOR DRAIN LOCATED IN BOTTOM OF FLOOR RECESS.
P03	FD	---	FLOOR	0"	---	DIV. 22 IS TO EXTEND EQUIPMENT INDIRECT DRAIN TO FD.
P04	FS	8.5" SQ.	FLOOR	0"	---	DIV. 22 IS TO EXTEND EQUIPMENT INDIRECT DRAIN TO FS. FURNISH WITH 3/4 GRATE.
P05	FS	12" SQ.	FLOOR	0"	---	DIV. 22 IS TO EXTEND EQUIPMENT INDIRECT DRAIN TO FS. FURNISH WITH 3/4 GRATE. ALL SINKS IN THE FIXTURE CAN BE DRAINED SIMULTANEOUSLY.
P06	FS	12" SQ.	FLOOR	0"	---	DIV. 22 TO FURNISH & INSTALL TD - 2" DRAIN CONNECTION.
P07	TD	---	FLOOR	0"	---	BTC.
P08	H & CW	1/2"	FLOOR	9"	FAUCET	BTC.
P09	H & CW	3/4"	FLOOR	9"	FAUCET	BTC.
P10	H & CW	3/4"	FLOOR	9"	COLLECTOR & TROUGH	BTC - CW ONLY TO COLLECTOR. REFER TO DETAIL 4, SHEET FS???
P11	H & CW	3/4"	FLOOR	9"	SCRAPPING TABLE	BTC - COUNTER PRE-PIPED TO SINGLE POINT CONNECTION. REFER TO DETAIL 3, SHEET FS1???
P12	DR	2"	FLOOR	9"	COLLECTOR	BTC.
P13	DR	2"	WALL	4"	COLLECTOR	BTC.
P14	HW (140' F)	3/4"	FLOOR	6"	DISHWASHER	BTC - 57 GPH @ 10.0 PSI., 20 PSI SUPPLY TO DISHWASHER.
P15	FS	12" SQ.	FLOOR	0"	DISHWASHER	DIV. 22 EXTEND & INDIRECT CONNECT DISHWASHER DR. TO FLOOR SINK. PROVIDE 3/4 FS. GRATE. PEAK FLOW OF DISHWASHER DR. IS 62.0 GPM.
P16	CW	1/2"	FLOOR	6"	DRAIN WATER TEMPERING DEVICE	BTC.
P17	HW (140' F)	3/4"	FLOOR	9"	DISHWASHER	BTC - 112 GPH @ 20.0 PSI.
P18	FS	12" SQ.	FLOOR	0"	DISHWASHER & SCUPPER DR.	DIV. 22 EXTEND & INDIRECT CONNECT DISHWASHER DR. & SCUPPER TO FLOOR SINK. PROVIDE 3/4 FS. GRATE. PEAK FLOW OF DISHWASHER DR. IS 15.0 GPM.
P19	CW	1/2"	FLOOR	9"	DRAIN WATER TEMPERING DEVICE	BTC.
P20	H (140') & CW	1/2"	BAR DIE	8"	GLASS WASHER	BTC - 22 GPH @ 25 - 95 PSI.
P21	H & CW	1/2"	BAR DIE	12"	FAUCET	BTC.
P22	H & CW	1/2"	BAR DIE	12"	HAND SINK	BTC.
P23	CW	1/2"	BAR DIE	12"	CARBONATOR	BTC - DIV. 22 TO PROVIDE & INSTALL ASSE 1012 OR EQUIVALENT BACKFLOW PREVENTER (BFP) IN WATER LINE TO CARBONATOR. NO BRASS OR COPPER DOWNSTREAM OF BFP. NO SOFTENED WATER TO CARBONATOR. BTC - COUNTER PRE-PIPED TO SINGLE CONNECTION POINT.
P24	H & CW	1/2"	FLOOR	9"	SERVING COUNTER	BTC - COUNTER PRE-PIPED TO SINGLE CONNECTION POINT.
P25	FS	12" SQ.	FLOOR	0"	DISHWASHER & SCUPPER DR.	DIV. 22 EXTEND & INDIRECT CONNECT DISHWASHER DR. & SCUPPER TO FLOOR SINK. PROVIDE 3/4 FS GRATE. PEAK FLOW OF DISHWASHER DR. IS 115 GPH.

HEIGHT IS TO CENTER LINE OF PIPE.

ELECTRIC CONNECTIONS SCHEDULE

NO.	CONN.	SERVICE TO	VOLTS	Ø	RATING	LOCATION	A.F.F.	REMARKS
E01	CS	COLLECTOR	460	3	3/4HP	FLOOR	9"	BTC.
E02	CS	BAIN MARIE HEATER	208	3	9.0KW	FLOOR	9"	BTC.
E03	FR	REFRIGERATED DISPLAY	208	1	1HP	FLOOR	0"	
E04	FR	ICE CREAM CASE	120	1	1/4HP	FLOOR	0"	
E05	JBP	DATA LINE	---	--	---	FLOOR	9"	DIV. 16/26 TO RUN EMPTY 1" CONDUIT FROM FROM JB TO OWNER DETERMINED LOCATION. DATA LINE RUN BY OWNER.
E06	CSR	CASH REGISTER	120	1	12.0A	FLOOR	9"	DEDICATED - EARTH GROUND - RECEPTACLE FURNISHED W/ EQUIPMENT.
E07	CS	CHEF'S COUNTER	120/208	3	60.0A	FLOOR	9"	BTC - LOAD CENTER IN EQUIPMENT BY SECTION 114000. 4-WIRE, LOAD SHOWN IS ACTUAL LOAD PLUS 25%.

HEIGHT GIVEN IS TO BOTTOM OF ELECTRICAL BOX

PLUMBING/MECHANICAL NOTES

- THESE PLANS ARE NOT TO BE USED FOR ROUGHING-IN OF UTILITY SERVICES. REFER TO CONTRACTOR'S DIMENSIONED DRAWINGS.
- DIMENSIONS INDICATED ARE TO BE VERIFIED BY FOODSERVICE CONTRACTOR & ADJUSTED AS REQUIRED BY FOODSERVICE EQUIPMENT OR FIELD CONDITIONS.
 - VENTILATE REFRIGERATION MACHINERY ROOMS TO PROVIDE MAXIMUM OF 95° F AMBIENT TEMPERATURE.
 - ALL STEAM PRESSURES TO BE VERIFIED WITH ARCHITECT'S ENGINEERING DRAWINGS.
 - DUCTS OF MULTIPLE EXHAUST HOODS WITH COMMON CONTROL PANEL MUST BE INTEGRATED FOR USE WITH A SINGLE FAN.
 - EXHAUST DUCTS & FANS CONNECTED TO EXHAUST HOODS SHALL NOT SERVE ANY OTHER APPLIANCE OR AREA.
- DIV. 22 TO PERFORM THE FOLLOWING WORK. REFER TO DIVISION 22 DRAWINGS AND / OR SPECIFICATIONS FOR ADDITIONAL INFORMATION:**
- FIELD INSTALLATION OF FITTINGS & ACCESSORIES PROVIDED LOOSE WITH THE FOODSERVICE EQUIPMENT.
 - SERVICE SINKS, DRINKING FOUNTAINS & LAVATORIES.
 - WATER SUPPLY PIPING FROM EXHAUST HOOD CONTROL PANELS TO SPRAY-WASH HEADS IN HOOD. "DETERGENT SUPPLY" COPPER TUBING, FROM CONTROL PANEL, TO INJECTOR FITTINGS, DOWNSTREAM OF VACUUM BREAKER.
 - WATER & GREASE-PROOF EXHAUST DUCTS FROM VENT CONNECTIONS OF DISHWASHERS, UTENSIL WASHERS & EXHAUST HOODS.
 - FLUSHING-OUT OF ALL PIPING AND DRAINAGE SYSTEMS PRIOR TO CONNECTION TO FOODSERVICE EQUIPMENT.
 - PIPE SLEEVES IN STRUCTURE FOR REFRIGERANT LINES, ETC., LOCATED BY CONTRACTOR'S SHOP DRAWINGS.

ELECTRICAL NOTES


- THESE PLANS ARE NOT TO BE USED FOR ROUGHING-IN OF UTILITY SERVICES. REFER TO CONTRACTOR'S DIMENSIONED DRAWINGS.
- VERIFY ALL ELECTRICAL CHARACTERISTICS WITH ARCHITECT'S ENGINEERING DRAWINGS.
 - DIMENSIONS INDICATED ARE TO BE VERIFIED BY THE FOODSERVICE CONTRACTOR & ADJUSTED AS REQUIRED BY THE FOODSERVICE EQUIPMENT AND / OR FIELD CONDITIONS.
 - REFER TO ARCHITECT'S DRAWINGS FOR CLOCKS, STAFF TIME-CLOCKS & COMMUNICATION SYSTEMS IN FOODSERVICE AREAS.
- DIV. 16 / 26 TO PERFORM THE FOLLOWING WORK. REFER TO DIVISION 16 / 26 DRAWINGS AND / OR SPECIFICATIONS FOR ADDITIONAL INFORMATION:**
- FIELD INSTALLATION OF FITTINGS & ACCESSORIES PROVIDED LOOSE WITH THE FOODSERVICE EQUIPMENT.
 - ALL RECEPTACLES TO BE GFI PER CODES.
 - CONDUIT & WIRING BETWEEN THE WALK-IN COOLER & FREEZER CONDENSING UNITS & THE EVAPORATORS FOR CONTROLS, FAN MOTORS & DEFROST HEATING ELEMENTS.
 - CONDUIT & WIRING FROM EXHAUST HOODS FIRE EXTINGUISHING CYLINDER SWITCH TO EXHAUST HOOD DETECTORS, COOKING EQUIPMENT FUEL SHUT OFF DEVICES & ALARM.
 - CONTRACTOR OR SHUNT-TRIP BREAKER FOR FUEL SHUT-OFF TO ALL ELECTRICALLY HEATED COOKING EQUIPMENT INDICATED ON DRAWINGS. FUEL SHUT-OFF DEVICE SHALL BE ACTUATED BY FIRE EXTINGUISHING SYSTEM DETECTOR LOCATED IN EXHAUST HOOD.
 - CONDUIT & WIRING FROM DISPOSER CONTROL TO TIME-DELAY RELAY, MAGNETIC STARTER, MOTOR & SOLENOID VALVE LOCATED BELOW COUNTER TOP OR DISHTABLE.
 - CONDUIT & WIRING WITHIN THE WALL FROM REMOTE MOUNTED DISPOSER CONTROL PANEL MOTOR & SOLENOID VALVE LOCATED BELOW COUNTER TOP OR DISHTABLE.
 - WALL SWITCHES FOR LIGHT FIXTURES IN EXHAUST HOODS.

PLUMBING & MECHANICAL SYMBOLS

HW	HOT WATER
CW	COLD WATER
DR	DRAIN
IW	INDIRECT WASTE (EXTEND TO FD)
CWS	CHILLED WATER SUPPLY
CWR	CHILLED WATER RETURN
FD	FLOOR DRAIN
FFD	FUNNEL FLOOR DRAIN
FS	FLOOR SINK
TD	TRENCH DRAIN
G	GAS SUPPLY
EVC	EXHAUST VENT CONNECTION
SVC	SUPPLY VENT CONNECTION
FLR	DIRECT CONNECTED FLUE RISER
DFA	DROP FROM ABOVE
AFF	ABOVE FINISHED FLOOR
BTC	BRANCH TO CONNECTION

ELECTRICAL SYMBOLS

DR	DUPLEX RECEPTACLE
WPR	WEATHERPROOF RECEPTACLE
WPS	WEATHERPROOF SINGLE SERVICE RECEPTACLE
SR	1 PHASE SINGLE PURPOSE RECEPTACLE
SR	3 PHASE SINGLE PURPOSE RECEPTACLE
DCR	DROP CORD RECEPTACLE
CSO	CONDUIT STUP-UP or STUB-DOWN
CS	CONDUIT STUP-OUT
JB	JUNCTION BOX IN WALL
JBP	JUNCTION BOX MOUNTED ON PEDESTAL
JB	JUNCTION BOX MOUNTED IN CEILING
PMR	DUPLEX RECEPT. MOUNTED ON PEDESTAL
CSR	CONDUIT STUB - BTC AT RECEPTACLE FURNISHED WITH EQUIPMENT.
FR	FLUSH FLOOR RECEPTACLE
SW	WALL SWITCH
DFA	DROP FROM ABOVE
AFF	ABOVE FINISHED FLOOR
BTC	BRANCH TO CONNECTION



James R. Childers Architect, Inc.
 45 South 4th Street
 Fort Smith, AR 72901
 479-783-2480
 www.childersarchitect.com

PROFESSIONAL SEAL:

CONSULTANT LOGO:
HESMAN Group, LLC
 7645 E. 69th STREET
 SUITE 201
 TULSA, OKLAHOMA 74133

CLIENT:
CHEROKEE NATION Entertainment



**CHEROKEE NATION ENTERTAINMENT
 TAHLEQUAH CASINO**
 TAHLEQUAH, OKLAHOMA

PROJECT PHASE:
**BID PACKAGE 02
 (100% Set)**

#	DATE	DESCRIPTION

DATE: **03/27/18** JOB NUMBER: **17-06**

SHEET NUMBER: **FS116**

FOODSERVICE EQUIPMENT PRELIM. M.E.P. CONNECTION PLAN