
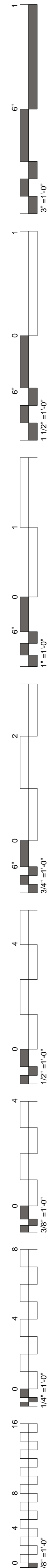



CHEROKEE NATION ENTERTAINMENT TAHLEQUAH CASINO

TAHLEQUAH, OKLAHOMA


BID PACKAGE 4



James R. Childers
Architect, Inc.

45 South 4th Street
Fort Smith, AR 72901
479-783-2480
www.childersarchitect.com

PROFESSIONAL SEAL:



CONSULTANT LOGO:



CLIENT:



CHEROKEE NATION ENTERTAINMENT
TAHLEQUAH CASINO
TAHLEQUAH, OKLAHOMA

PROJECT PHASE:


BID PACKAGE 4

REVISIONS	
#	DESCRIPTION

DATE: 04/20/18 JOB NUMBER: 17-06


SHEET NUMBER: --

COVER



James R. Childers
Architect, Inc.

45 South 4th Street
Fort Smith, AR 72901
479-783-2480
www.childersarchitect.com



CONSULTANT LOGO:

CLIENT:



CHEROKEE NATION ENTERTAINMENT
TAHLEQUAH CASINO
TAHLEQUAH, OKLAHOMA

PROJECT PHASE:

BID PACKAGE 4

REVISIONS		
#	DATE	DESCRIPTION

DATE: 04/20/18 JOB NUMBER: 17-06

SHEET NUMBER: ---

ABBREVIATIONS,
SYMBOLS, & INDEX

SHEET INDEX

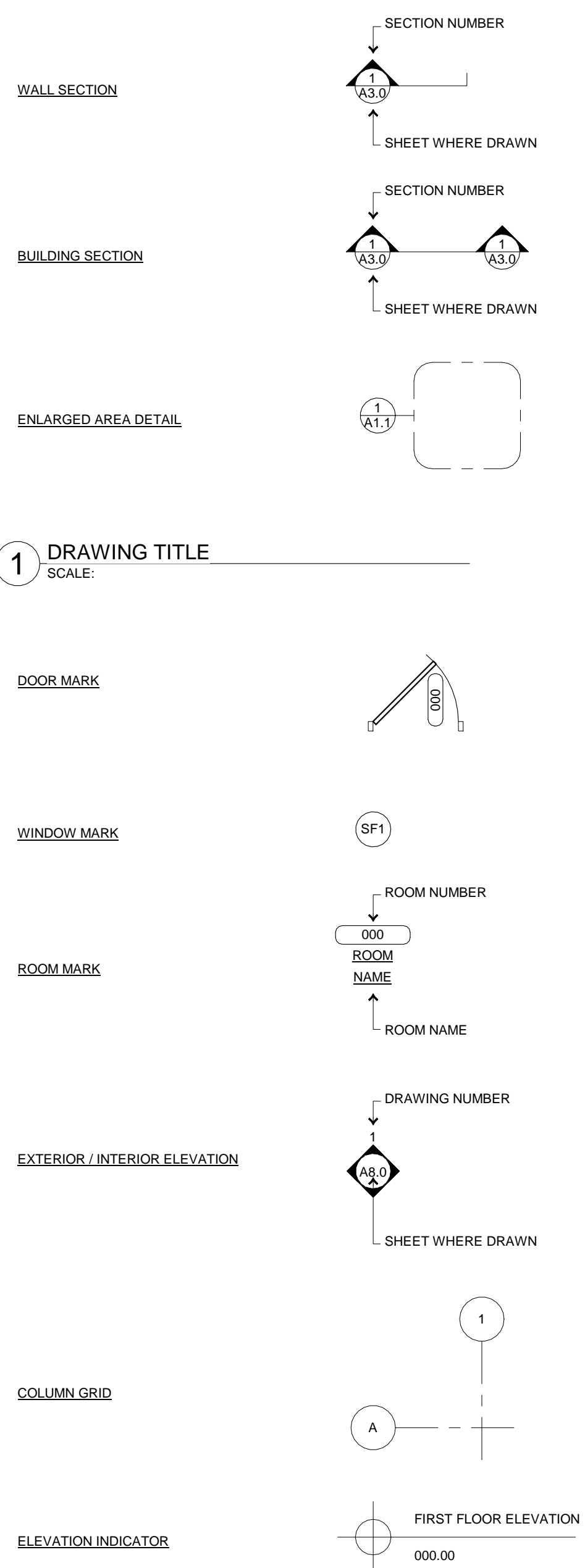
COVER

ABBREVIATIONS, SYMBOLS, & INDEX

CIVIL

C0.01c	INDEX AND GENERAL CONSTRUCTION NOTES
C0.02c	PLAT OF TOPOGRAPHIC MAPPING (1 OF 2)
C0.03c	PLAT OF TOPOGRAPHIC MAPPING (2 OF 2)
C1.00c	CIVIL SITE PLAN - OVERVIEW
C1.02c	CIVIL SITE PLAN INDEX
C1.05c	CIVIL SITE PLAN - AREA 05
C1.10c	CIVIL SITE PLAN - AREA 10
C1.15c	CIVIL SITE PLAN - AREA 15
C1.20c	CIVIL SITE PLAN - AREA 20
C1.25c	CIVIL SITE PLAN - AREA 25
C1.30c	CIVIL SITE PLAN - AREA 30
C1.35c	CIVIL SITE PLAN - AREA 35
C1.40c	CIVIL SITE PLAN - AREA 40
C1.45c	CIVIL SITE PLAN - AREA 45
C3.02c	EROSION CONTROL PLAN
C4.00c	PRE-DEVELOPMENT DRAINAGE MAP - OVERVIEW
C4.05c	POST-DEVELOPMENT DRAINAGE MAP - OVERVIEW
C4.10c	POST-DEVELOPMENT DRAINAGE MAP - INSET
C8.02c	FINISHED GRADING PLAN - INDEX
C8.05c	FINISHED GRADING PLAN - AREA 05
C8.10c	FINISHED GRADING PLAN - AREA 10
C8.15c	FINISHED GRADING PLAN - AREA 15
C8.20c	FINISHED GRADING PLAN - AREA 20
C8.25c	FINISHED GRADING PLAN - AREA 25
C8.30c	FINISHED GRADING PLAN - AREA 30
C8.35c	FINISHED GRADING PLAN - AREA 35
C8.40c	FINISHED GRADING PLAN - AREA 40
C8.45c	FINISHED GRADING PLAN - AREA 45
C9.05c	CIVIL CONSTRUCTION DETAILS
C9.10c	CIVIL CONSTRUCTION DETAILS
C9.15c	CIVIL CONSTRUCTION DETAILS
C9.20c	CIVIL CONSTRUCTION DETAILS

ANNOTATION SYMBOLS



ABBREVIATIONS

@	AT	GA	GAGE, (GAUGE)	QT	QUARRY TILE
A/C	AIR CONDITIONING	GALV	GALVANIZED	QTR	QUARTER
AB	ANCHOR BOLT	GC	GENERAL CONTRACTOR	QTY	QUANTITY
ABC	AGGREGATE BASE COURSE	GD	GRADE	(R)	RECESSED
AC	ACOUSTICAL CEILING	GL	GLASS, GLAZING	R	RADIUS, RISER ROUND
ADJ	ADJACENT	GWB	GYPSUM WALLBOARD	RA	RETURN AIR
AFF	ABOVE FINISH FLOOR	GYP	GYPSUM	RB	RESILIENT BASE
AGG	AGGREGATE	H(T)	HEIGHT	RCP	REINFORCED CONCRETE PIPE,
ALT	ALTERNATE	HB	HOSE BIB	REFLECTED	REFLECTED CEILING PLAN
ALUM	ALUMINUM	HC	HOLLOW CORE	RD	ROOF DRAIN
ANCH	ANCHOR, ANCHORAGE	HDBD	HARDBOARD	RE(F)	REFERENCE
ANOD	ANODIZED	HD	HEAVY DUTY	RELO	RELOCATION
AP	ACCESS PANEL	HDWD	HARDWOOD	REPL	REPLACE
BD	BOARD	HDWR	HARDWARE	RES	RESILIENT
BFF	BELOW FINISH FLOOR	HM	HOLLOW METAL	REV	REVISION(S), REVISED
BLDG	BUILDING	HORZ	HORIZONTAL	RF	RIGID FIBERGLASS
BLK(G)	BLOCKING	HP	HIGH POINT	RFG	ROOFING
BM	BENCH MARK	HR	HOUR	RH	RIGHT HAND
BO	BOTTOM OF	HVAC	HEATING/ VENTILATING/	RM	ROOM
BOT	BOTTOM		AIR CONDITIONING	RO	ROUGH OPENING
BRG	BEARING	HW	HOT WATER	ROW	RIGHT OF WAY
BRK	BRICK	ID	INSIDE DIAMETER	REQD	REQUIRED
BSMT	BASEMENT	IE	INVERT ELEVATION	RWL	RAINWATER LEADER
BU	BUILT UP	IN	INCH(ES)	S	SEALED, SOUTH
CMWP	COMPOSITE METAL WALL PANEL	INCL	INCLUDING	(S)	SURFACE MOUNTED
C	CHANNEL	INSUL	INSULATION	SC	SOLID CORE, SEALED CONCRETE
C/C	CENTER TO CENTER	INT	INTERIOR	SCHED	SCHEDULE
CAB	CABINET	JC	JANITORS CLOSET	SECT	SECTION
CB	CHALK BOARD, CATCH BASIN	JST	JOIST	SD	STORM DRAIN
CEM	CEMENT	JT	JOINT	SDG	SIDING
CG	CORNER GUARD	KD	KNOCKED DOWN	SF	SQUARE FEET
CI	CAST IRON	KIT	KITCHEN	SHT	SHEET
CIP	CAST IN PLACE	KO	KNOCK OUT	SHWR	SHOWER
CJ	CONTROL JOINT	KP	KICK PLATE	SIM	SIMILAR
CLG	CEILING	L	LENGTH, LONG	SL	SHEET LINOLEUM
CLR	CLEAR FLOOR SPACE	LAB	LABORATORY	SM	SHEET METAL
CMP	CORRUGATED METAL PIPE	LAM	LAMINATE	SP	SOUNDPROOF
CMTS	COMMENTS	LAV	LAVATORY	SPECS	SPECIFICATIONS
CMU	CONCRETE MASONRY UNIT	LF	LINEAL FEET	SPKR	SPEAKER
CO	CASED OPENING	LH	LEFT HAND	SPL	SPECIAL
COL	COLUMN	LL	LIVE LOAD	SQ	SQUARE
COMB	COMBINATION	LLH	LONG LEG HORIZONTAL	SS	SERVICE SINK
CONC	CONCRETE	LLV	LONG LEG VERTICAL	SST	STAINLESS STEEL
CONN	CONNECTION	LP	LOW POINT	ST	STEEL, STREET
CONST	CONSTRUCTION	LT	LIGHT	STC	SOUND TRANSMISSION COEFFICIENT
CONT	CONTINUOUS OR CONTINUE	LTWT	LIGHTWEIGHT	STD	STANDARD
CORR	CORRIDOR, CORRUGATED	LVR	LOUVER	STOR	STORAGE
CT	CARPET TILE	MAS	MASONRY	STRUC	STRUCTURAL
CR	CLEAN ROOM	MAX	MAXIMUM	SUSP	SUSPENDED
CSK	COUNTERSINK	MATL	MATERIAL	SV	SEAMLESS VINYL
CTB	CERAMIC TILE - BASE	MED	MEDIUM	SW	SWITCH
CTF	CERAMIC TILE - FLOOR	MECH	MECHANICAL	SWR	SEWER
CTW	CERAMIC TILE - WALL	MET	METAL	SYM	SYMMETRY(ICAL)
CU	CUBIC	MEZZ	MEZZANINE	T	THICKNESS, TEE
CU FT	CUBIC FOOT (FEET)	MFR	MANUFACTURER	TD	TRENCH DRAIN
CW	COLD WATER	MH	MANHOLE	T&G	TONGUE & GROOVE
D	DEPTH	MIRR	MIRROR	TB	TACKBOARD
DEMO	DEMOLISH, DEMOLITION	MM	MILLIMETER	TEL	TELEPHONE
DF	DRINKING FOUNTAIN	MIN	MINIMUM	TEMP	TEMPERATURE, TEMPORARY
DIA	DIAMETER	MISC	MISCELLANEOUS	TERR	TERRAZZO
DIAG	DIAGONAL	MO	MASONRY OPENING	THK	THICK(NESS)
DIM	DIMENSION	MOD	MODULAR	TO	TOP OF
DISP	DISPENSER	MOV	MOVABLE	TOC	TOP OF CONCRETE
DN	DOWN	MOUNT	MOUNTED	TOIL	TOILET
DO	DITTO	MWP	METAL WALL PANEL (SYSTEM)	TOP	TOP OF PARAPET
DP	DAMP-PROOFING	N	NORTH	TOS	TOP OF STEEL
DR	DOOR	NA	NOT APPLICABLE	TOW	TOP OF WALL
DS	DOWNSPOUT	NIC	NOT IN CONTRACT	TPD	TOILET PAPER DISPENSER
DTL	DETAIL	NOM	NOMINAL	TV	TELEVISION
DWG	DRAWING	NRC	NOISE REDUCTION COEFFICIENTS	TY	TYPICAL
DWC	DRYWALL CHANNELS (HAT)	NTS	NOT TO SCALE	U	URINAL
E	EAST	NO	NUMBER	UG	UNDERGROUND
EA	EACH	OA	OVERALL	UL	UNDERWRITERS LABORATORY
EF	EACH FACE	OC	ON CENTER(S)	UNF	UNFINISHED
EG	END GUARD	OD	OUTSIDE DIAMETER	UNO	UNLESS NOTED OTHERWISE
EJ	EXPANSION JOINT	OFF	OFFICE	VB	VAPOR BARRIER
ELEC	ELECTRICAL	OH	OVERHEAD, OPPOSITE HAND	VCT	VINYL COMPOSITION TILE
ELEV	ELEVATION, ELEVATOR	OPG	OPENING	VERT	VERTICAL
EMER	EMERGENCY	OPP	OPPOSITE	VIF	VERIFY IN FIELD
EP	EPOXY PAINT	ORD	OVERFLOW ROOF DRAIN	VNR	VENEER
EQ	EQUAL	P(#)	PARTITION TYPE	VPL	VENEER PLASTER
EQUIP	EQUIPMENT	P	PAINT(ED)	WVC	VINYL WALL COVERING
ES	EXPOSED STRUCTURE	PAR	PARALLEL	W	WIDTH, WIDE, WEST
EST	ESTIMATE	PART	PARTITION	W/O	WITHOUT
EW	EACH WAY	PART BD	PARTICLE BOARD	W/W	WALL TO WALL
EWC	ELECTRIC WATER COOLER	PC	PIECE	WC	WATER CLOSET
EXC	EXCAVAT(E)ION	PCC	PRECAST CONCRETE	WD	WOOD
EXH	EXHAUST	PCF	POUNDS PER CUBIC FOOT	WDW	WINDOW
EXIST	EXISTING	PERIM	PERIMETER	WH	WALL HUNG, WATER HEATER
EXP	EXPANSION, EXPOSED	PERP	PERPENDICULAR	WI	WROUGHT IRON
EXT	EXTERIOR	PF	PERFORATE(D)	WM	WIRE MESH
EIFS	EXT. INSULATION FINISH SYSTEM	PJ	PANEL JOINT	WP	WATERPROOFING
F	FAHRENHEIT	PL	PLASTER, PLATE, PROPERTY LINE	WR	WATER REPELLENT
FA	FIRE ALARM	PLBG	PLUMBING	WS	WEATHER-STRIP
FAB	FABRICATE	PLAM	PLASTIC LAMINATE	WSCT	WAINSCOT
FDN	FOUNDATION	PLF	POUNDS PER LINEAL FOOT	WT	WEIGHT
FE(C)	FIRE EXTINGUISHER (CABINET)	PNL	PANEL	WWF	WELDED WIRE FABRIC
FF	FINISH FLOOR	PO	POWER OPERATED	YD	YARD
FHC	FIRE HOSE CABINET	PR	PAIR		
FHR	FIRE HOSE RACK	PREFAB	PREFABRICATED		
FIN	FINISH(ED)	PSF	POUNDS PER SQUARE FOOT		
FL	FLOOR	PSI	POUNDS PER SQUARE INCH		
FLA	FLASHING	PT	POINT		
FLEX	FLEXIBLE	PTD	PAPER TOWEL DISPENSER		
FLUOR	FLUORESCENT	PTR	PAPER TOWEL RECEPTOR		
FO	FACE OF	PVC	POLYVINYL CHLORIDE		
FP	FIREPROOF	PVMT	PAVEMENT		
FRP	FIBER REINFORCED PLASTIC	PWD	PLYWOOD		
FT	FOOT, FEET				
FTG	FOOTING				
FUR	FURRED(ING)				
FUT	FUTURE				

