ADDENDUM # 016

Date: 07/18/18

RE: Cherokee Nation Entertainment
Tahlequah Casino

From: James R Childers Architect, Inc.
45 South 4th Street
Fort Smith, Arkansas 72901

This addendum forms part of the Contract Documents, and modifies the documents as noted below. Bidder must acknowledge receipt of this addendum in the FMC Bid Form. Failure to do so may subject the bidder to disqualification.

Item 1 Architecture Drawings

Item 2 Data, Low Voltage, & Security Drawings

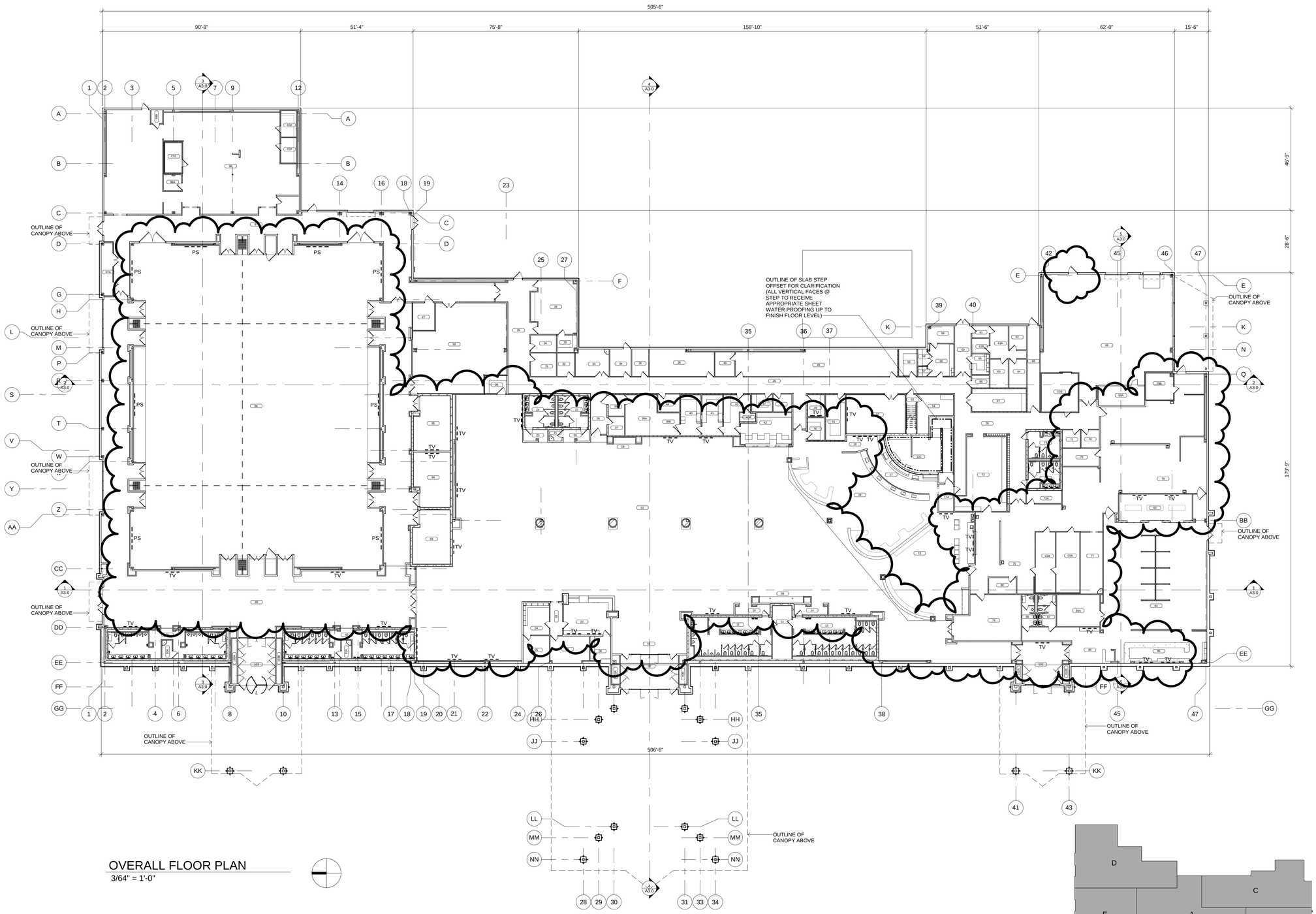

OVERALL FLOOR PLAN

3/64" = 1'-0"

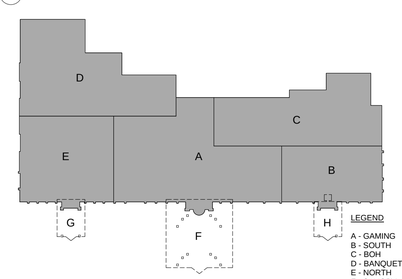

LEGEND

A - GAMING
B - SOUTH
C - BOH
D - BANQUET BOH
E - NORTH
F - CANOPY
G - CANOPY
H- CANOPY

James R. Childers Architect, Inc.
45 South 4th Street
Fort Smith, AR 72901
479-783-2480
www.childersarchitect.com

PROFESSIONAL SEAL:

CONSULTANT LOGO:

CLIENT:

CHEROKEE NATION Entertainment

Cherokee CASINO

CHEROKEE NATION ENTERTAINMENT
TAHLEQUAH CASINO
TAHLEQUAH, OKLAHOMA

PROJECT PHASE:

BID PACKAGE 6

REVISIONS

#	DATE	DESCRIPTION
1	05-22-18	ADDENDUM 10
2	07/11/18	ADDENDUM 14
3	07/18/18	ADDENDUM 16

DATE: 06/22/18

JOB NUMBER: 17-06

SHEET NUMBER: A1.0

OVERALL FLOOR PLAN

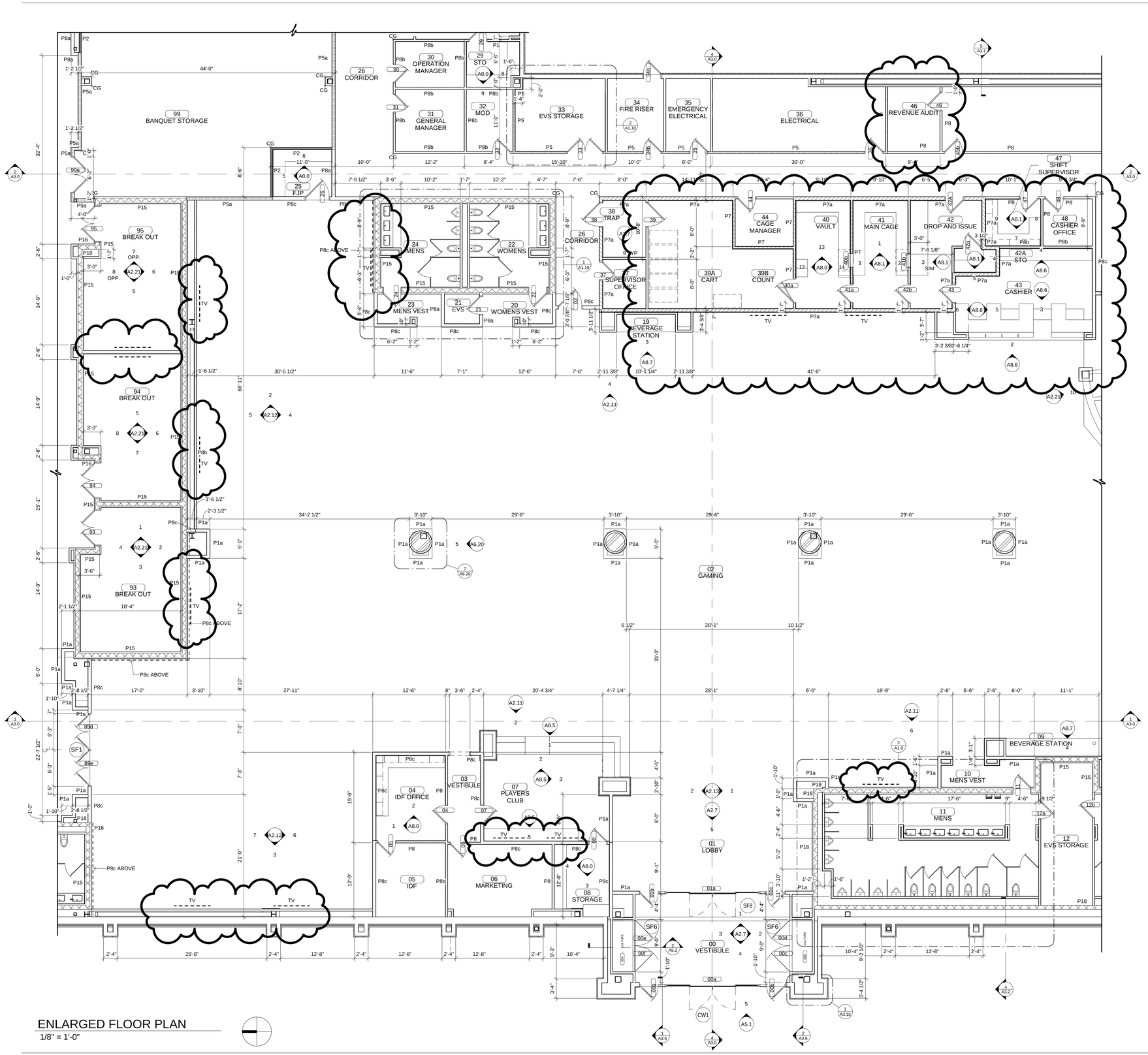

ENLARGED FLOOR PLAN

1/8" = 1'-0"

PARTITION TYPES

	STANDARD PARTITION (P1 / P1a)
	1 HOUR FIRE BARRIER - U419 (P2 / P2a)
	1 HOUR FIRE BARRIER / SOUND PARTITION - U419 (P5 / P5a)
	SECURITY / SOUND PARTITION (P7 / P7a)
	SOUND PARTITION (P8 / P8a / P8b / P8c / P8d)
	COOLER (P14)
	CONCRETE PARTITION (P15)
	CONCRETE PARTITION (P16)
	CONCRETE PARTITION (P17)
	CONCRETE PARTITION (P18)
	1 HOUR FIRE BARRIER / SOUND PARTITION WITH PLYWOOD - U419 (P19 / P19a)
	CONCRETE PARTITION (P20)

NOTE: ALL PARTITIONS ARE TYPE P1 U.N.O.

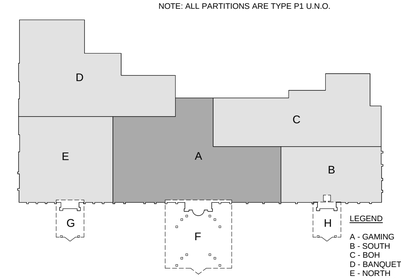

LEGEND

A - GAMING
B - SOUTH
C - BOH
D - BANQUET BOH
E - NORTH
F - CANOPY
G - CANOPY
H- CANOPY

James R. Childers Architect, Inc.
45 South 4th Street
Fort Smith, AR 72901
479-783-2480
www.childersarchitect.com

PROFESSIONAL SEAL:

STATE OF OKLAHOMA JAMES R. CHILDERS REGISTERED ARCHITECT

CONSULTANT LOGO:

CLIENT:

CHEROKEE NATION Entertainment

Cherokee CASINO

CHEROKEE NATION ENTERTAINMENT TAHLEQUAH CASINO

TAHLEQUAH, OKLAHOMA

PROJECT PHASE:

BID PACKAGE 6

REVISIONS

#	DATE	DESCRIPTION
1	06/15/18	ADDENDUM 13
2	06/26/18	RFI 87
3	07/11/18	ADDENDUM 14
4	07/18/18	ADDENDUM 16

DATE: 06/22/18

JOB NUMBER: 17-06

SHEET NUMBER: A1.1

ENLARGED FLOOR PLAN - GAMING

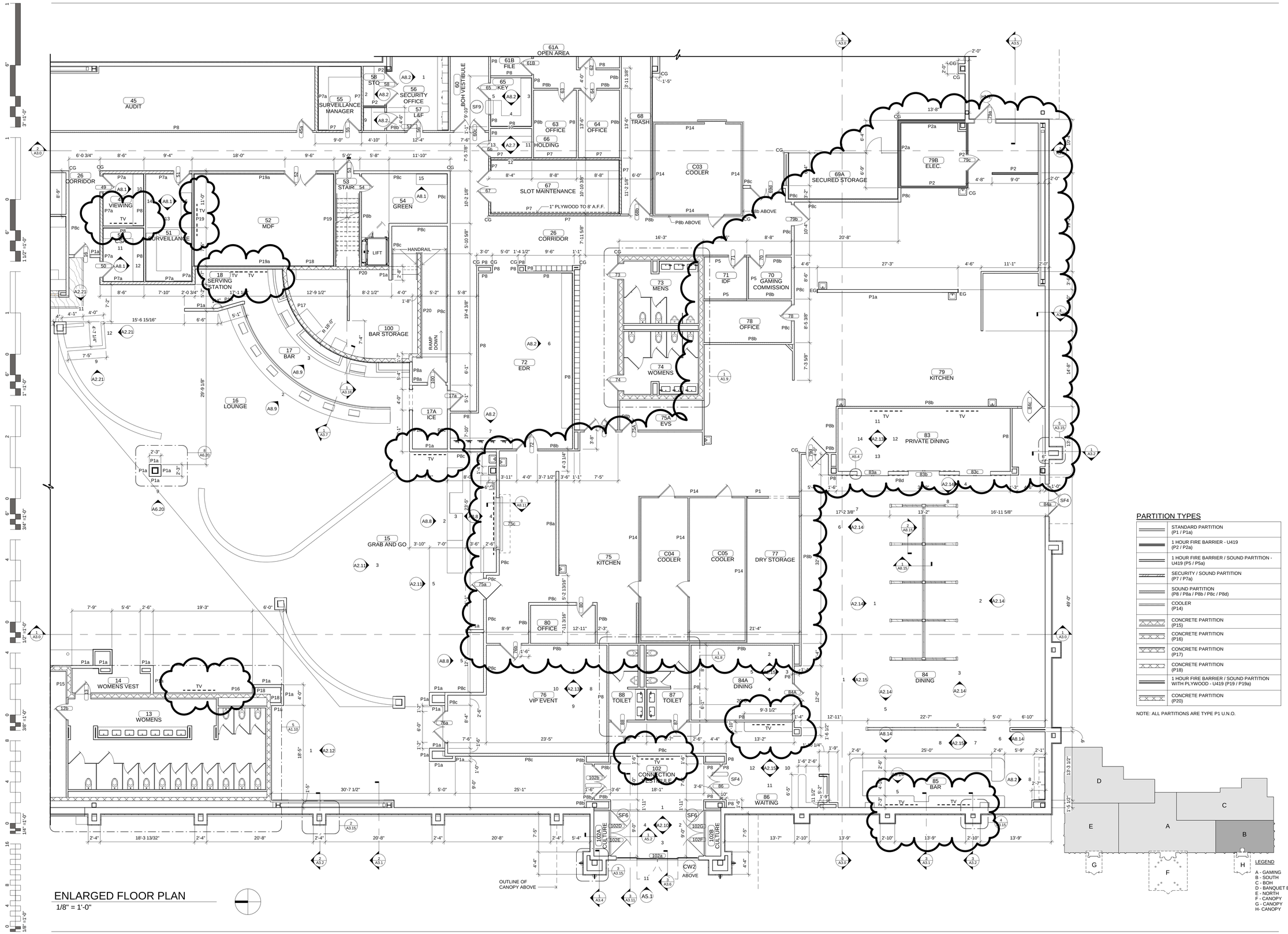

ENLARGED FLOOR PLAN

1/8" = 1'-0"

PARTITION TYPES

	STANDARD PARTITION (P1 / P1a)
	1 HOUR FIRE BARRIER - U419 (P2 / P2a)
	1 HOUR FIRE BARRIER / SOUND PARTITION - U419 (P5 / P5a)
	SECURITY / SOUND PARTITION (P7 / P7a)
	SOUND PARTITION (P8 / P8a / P8b / P8c / P8d)
	COOLER (P14)
	CONCRETE PARTITION (P15)
	CONCRETE PARTITION (P16)
	CONCRETE PARTITION (P17)
	CONCRETE PARTITION (P18)
	1 HOUR FIRE BARRIER / SOUND PARTITION WITH PLYWOOD - U419 (P19 / P19a)
	CONCRETE PARTITION (P20)

NOTE: ALL PARTITIONS ARE TYPE P1 U.N.O.

LEGEND

A - GAMING
B - SOUTH
C - BOH
D - BANQUET BOH
E - NORTH
F - CANOPY
G - CANOPY
H- CANOPY

James R. Childers Architect, Inc.
45 South 4th Street
Fort Smith, AR 72901
479-783-2480
www.childersarchitect.com

PROFESSIONAL SEAL:

STATE OF OKLAHOMA JAMES R. CHILDERS REGISTERED ARCHITECT

CONSULTANT LOGO:

CLIENT:

CHEROKEE NATION Entertainment

Cherokee CASINO

CHEROKEE NATION ENTERTAINMENT TAHLEQUAH CASINO

TAHLEQUAH, OKLAHOMA

PROJECT PHASE:

BID PACKAGE 6

REVISIONS

#	DATE	DESCRIPTION
1	06/06/18	RFI 87
2	07/18/18	ADDENDUM 16

DATE: 06/22/18

JOB NUMBER: 17-06

SHEET NUMBER: A1.2

ENLARGED FLOOR PLAN - SOUTH

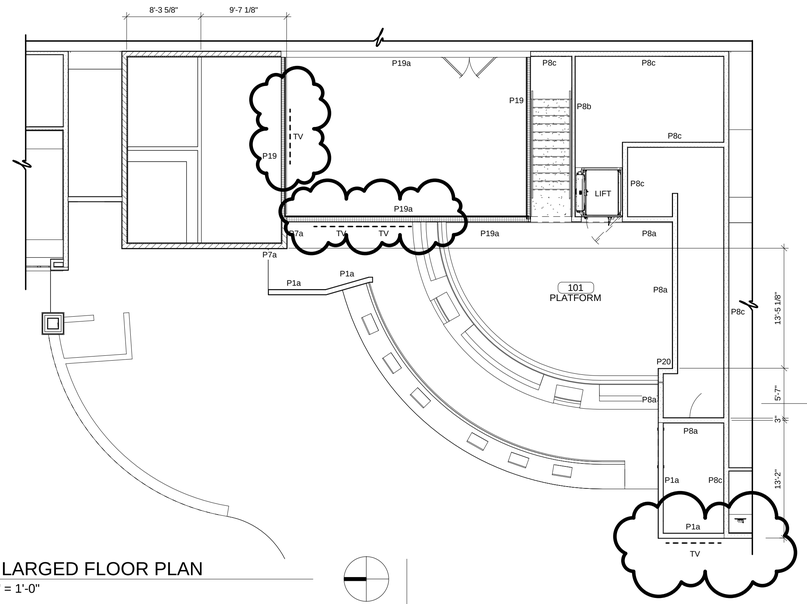

ENLARGED FLOOR PLAN

1/8" = 1'-0"

PARTITION TYPES

	STANDARD PARTITION (P1 / P1a)
	1 HOUR FIRE BARRIER - U419 (P2 / P2a)
	1 HOUR FIRE BARRIER / SOUND PARTITION - U419 (P5 / P5a)
	SECURITY / SOUND PARTITION (P7 / P7a)
	SOUND PARTITION (P8 / P8a / P8b / P8c / P8d)
	COOLER (P14)
	CONCRETE PARTITION (P15)
	CONCRETE PARTITION (P16)
	CONCRETE PARTITION (P17)
	CONCRETE PARTITION (P18)
	1 HOUR FIRE BARRIER / SOUND PARTITION WITH PLYWOOD - U419 (P19 / P19a)
	CONCRETE PARTITION (P20)

NOTE: ALL PARTITIONS ARE TYPE P1 U.N.O.

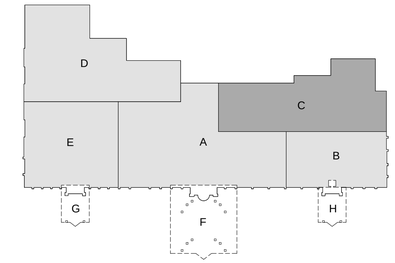

LEGEND

A - GAMING
B - SOUTH
C - BOH
D - BANQUET BOH
E - NORTH
F - CANOPY
G - CANOPY
H- CANOPY

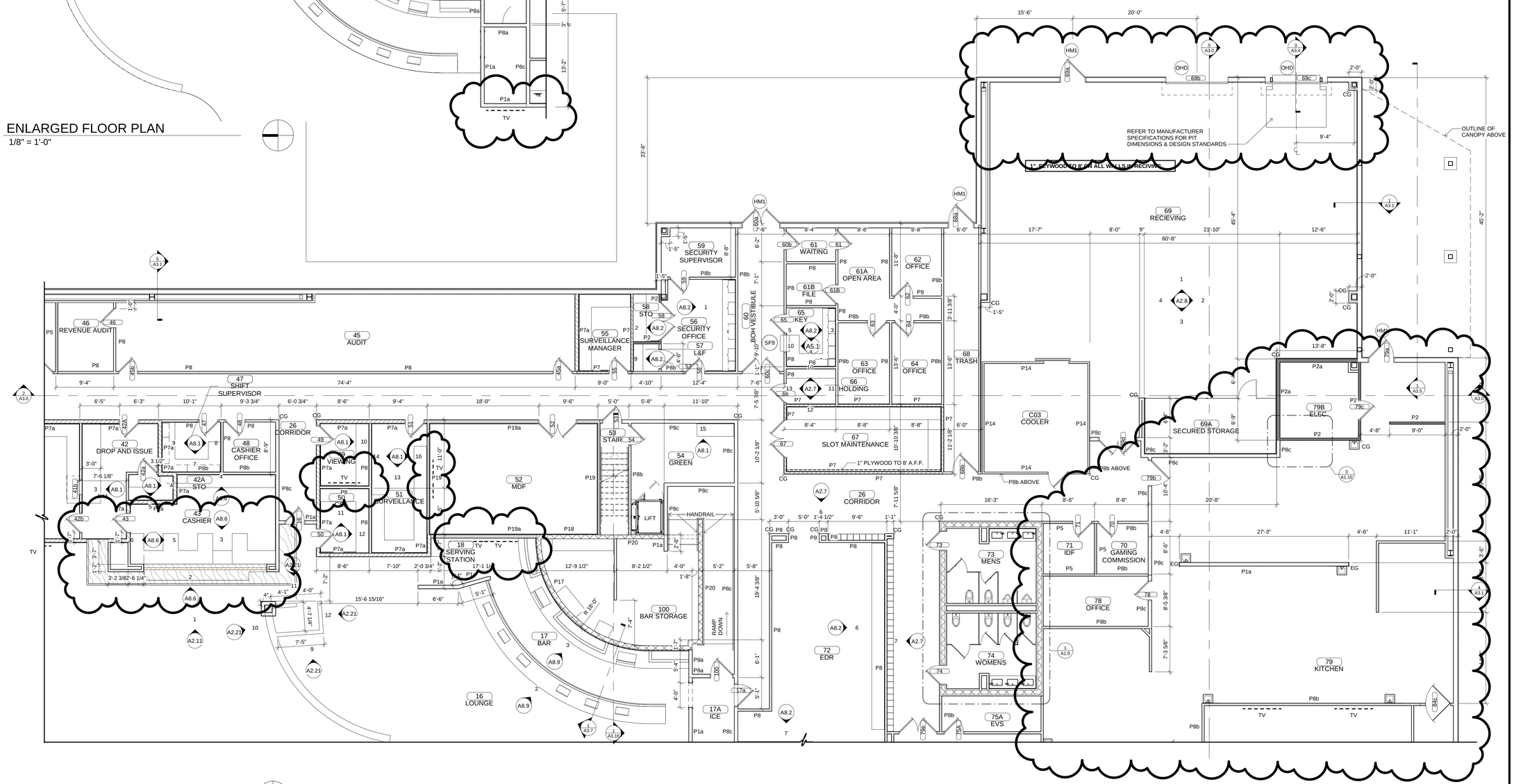

ENLARGED FLOOR PLAN

1/8" = 1'-0"

James R. Childers Architect, Inc.
45 South 4th Street
Fort Smith, AR 72901
479-783-2480
www.childersarchitect.com

PROFESSIONAL SEAL:

STATE OF OKLAHOMA
JAMES R. CHILDERS
REGISTERED ARCHITECT

CONSULTANT LOGO:

CLIENT:

CHEROKEE NATION Entertainment
Cherokee CASINO

CHEROKEE NATION ENTERTAINMENT
TAHLEQUAH CASINO
TAHLEQUAH, OKLAHOMA

PROJECT PHASE:

BID PACKAGE 6

REVISIONS

#	DATE	DESCRIPTION
1	06/15/18	ADDENDUM 13
2	07/18/18	ADDENDUM 16

DATE:	JOB NUMBER:
06/22/18	17-06

SHEET NUMBER:

A1.3

ENLARGED FLOOR PLAN - BOH

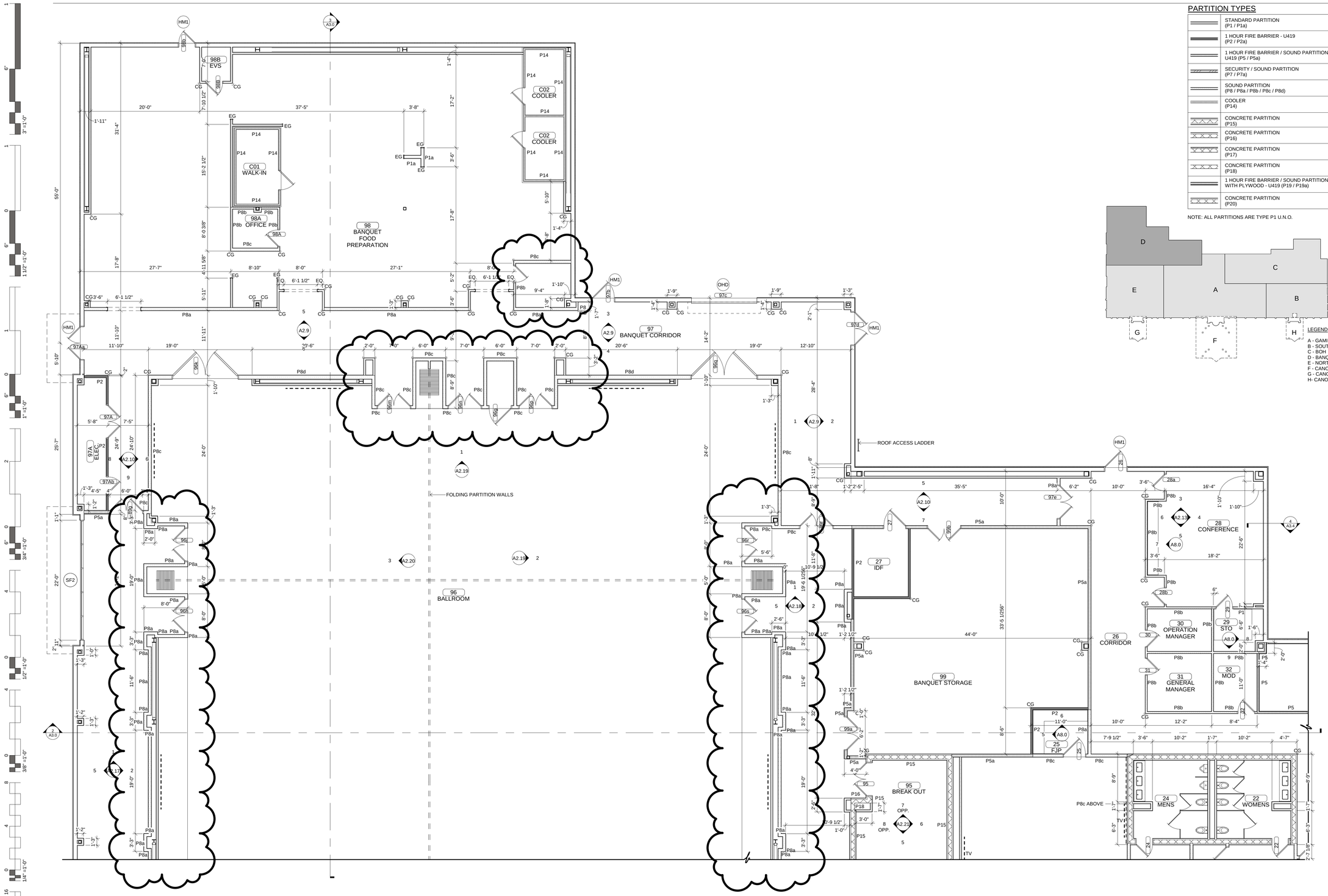

ENLARGED FLOOR PLAN

1/8" = 1'-0"

PARTITION TYPES

	STANDARD PARTITION (P1 / P1a)
	1 HOUR FIRE BARRIER - U419 (P2 / P2a)
	1 HOUR FIRE BARRIER / SOUND PARTITION - U419 (P5 / P5a)
	SECURITY / SOUND PARTITION (P7 / P7a)
	SOUND PARTITION (P8 / P8a / P8b / P8c / P8d)
	COOLER (P14)
	CONCRETE PARTITION (P15)
	CONCRETE PARTITION (P16)
	CONCRETE PARTITION (P17)
	CONCRETE PARTITION (P18)
	1 HOUR FIRE BARRIER / SOUND PARTITION WITH PLYWOOD - U419 (P19 / P19a)
	CONCRETE PARTITION (P20)

NOTE: ALL PARTITIONS ARE TYPE P1 U.N.O.

LEGEND

A - GAMING
B - SOUTH
C - BOH
D - BANQUET BOH
E - NORTH
F - CANOPY
G - CANOPY
H- CANOPY

James R. Childers Architect, Inc.
45 South 4th Street
Fort Smith, AR 72901
479-783-2480
www.childersarchitect.com

PROFESSIONAL SEAL:

STATE OF OKLAHOMA
JAMES R. CHILDERS
REGISTERED ARCHITECT

CONSULTANT LOGO:

CLIENT:

CHEROKEE NATION Entertainment
Cherokee CASINO

CHEROKEE NATION ENTERTAINMENT TAHLEQUAH CASINO

TAHLEQUAH, OKLAHOMA

PROJECT PHASE:

BID PACKAGE 6

REVISIONS

#	DATE	DESCRIPTION
1	07/01/18	ADDENDUM 11
2	07/11/18	ADDENDUM 14
3	07/18/18	ADDENDUM 16

DATE: 06/22/18

JOB NUMBER: 17-06

SHEET NUMBER: A1.4

ENLARGED FLOOR PLAN - BANQUET BOH

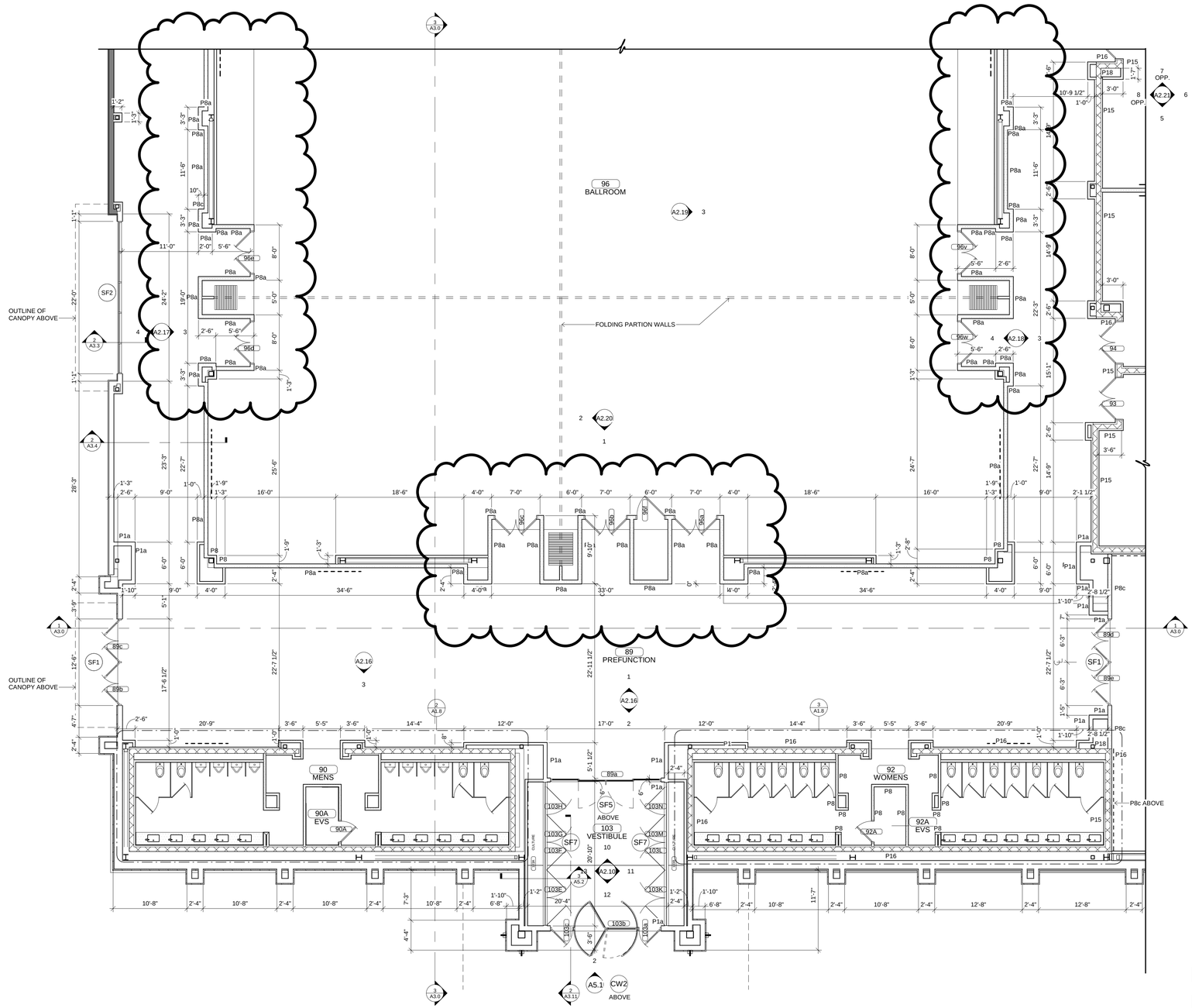

ENLARGED FLOOR PLAN

1/8" = 1'-0"

PARTITION TYPES

	STANDARD PARTITION (P1 / P1a)
	1 HOUR FIRE BARRIER - U419 (P2 / P2a)
	1 HOUR FIRE BARRIER / SOUND PARTITION - U419 (P5 / P5a)
	SECURITY / SOUND PARTITION (P7 / P7a)
	SOUND PARTITION (P8 / P8a / P8b / P8c / P8d)
	COOLER (P14)
	CONCRETE PARTITION (P15)
	CONCRETE PARTITION (P16)
	CONCRETE PARTITION (P17)
	CONCRETE PARTITION (P18)
	1 HOUR FIRE BARRIER / SOUND PARTITION WITH PLYWOOD - U419 (P19 / P19a)
	CONCRETE PARTITION (P20)

NOTE: ALL PARTITIONS ARE TYPE P1 U.N.O.

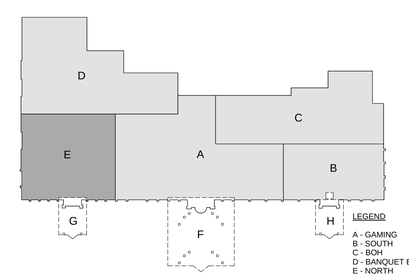

LEGEND

A - GAMING
B - SOUTH
C - BOH
D - BANQUET BOH
E - NORTH
F - CANOPY
G - CANOPY
H- CANOPY

James R. Childers Architect, Inc.
45 South 4th Street
Fort Smith, AR 72901
479-783-2480
www.childersarchitect.com

PROFESSIONAL SEAL:

CONSULTANT LOGO:

CLIENT:

CHEROKEE NATION Entertainment

Cherokee CASINO

CHEROKEE NATION ENTERTAINMENT TAHLEQUAH CASINO

TAHLEQUAH, OKLAHOMA

PROJECT PHASE:

BID PACKAGE 6

REVISIONS

#	DATE	DESCRIPTION
1	07/01/18	ADDENDUM 11
2	07/11/18	ADDENDUM 14
3	07/18/18	ADDENDUM 16

DATE: 06/22/18

JOB NUMBER: 17-06

SHEET NUMBER: A1.5

ENLARGED FLOOR PLAN - NORTH

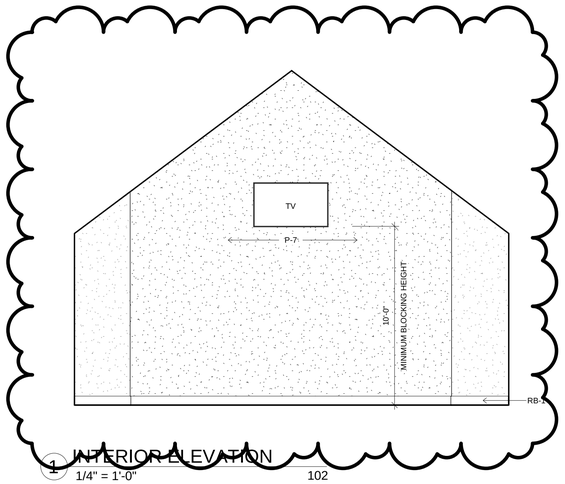

1 INTERIOR ELEVATION
1/4" = 1'-0" 102

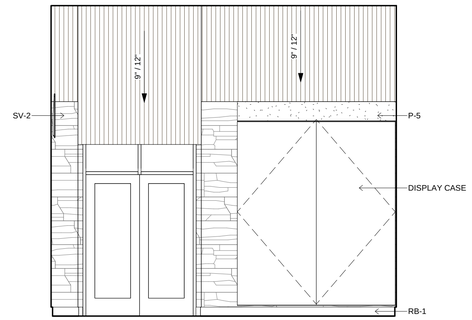

2 INTERIOR ELEVATION
1/4" = 1'-0" 102

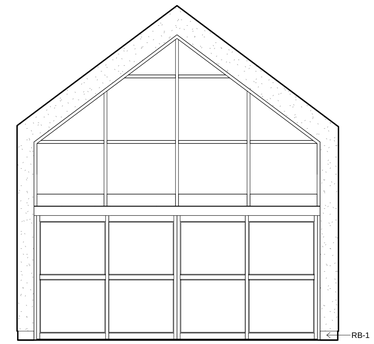

3 INTERIOR ELEVATION
1/4" = 1'-0" 102

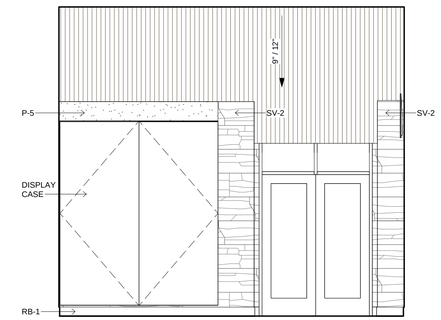

4 INTERIOR ELEVATION
1/4" = 1'-0" 102

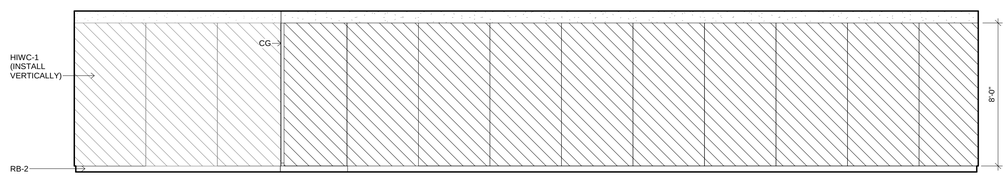

5 INTERIOR ELEVATION
1/4" = 1'-0" 97

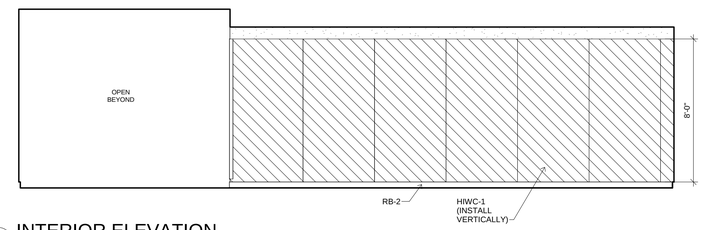

6 INTERIOR ELEVATION
1/4" = 1'-0" 97

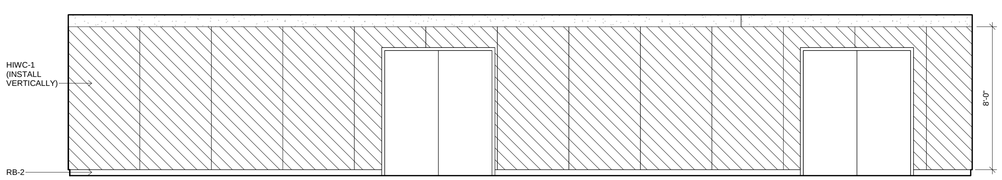

7 INTERIOR ELEVATION
1/4" = 1'-0" 97

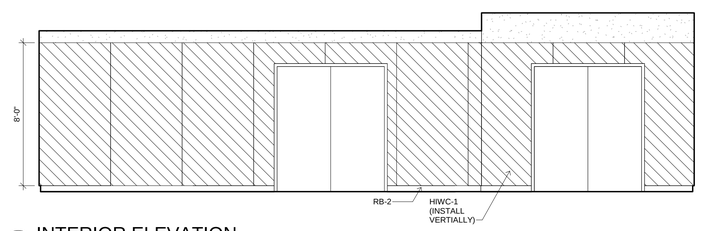

8 INTERIOR ELEVATION
1/4" = 1'-0" 97

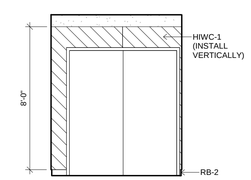

9 INTERIOR ELEVATION
1/4" = 1'-0" 97

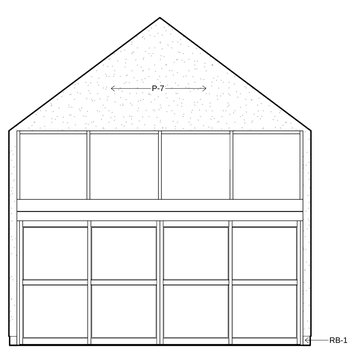

10 INTERIOR ELEVATION
1/4" = 1'-0" 103

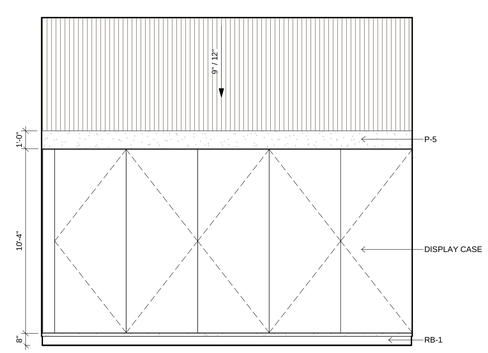

11 INTERIOR ELEVATION
1/4" = 1'-0" 103

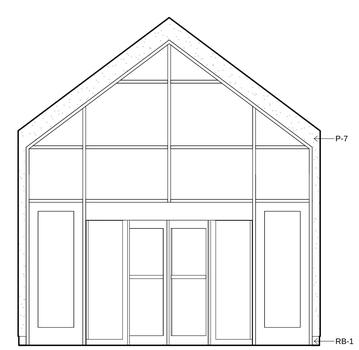

12 INTERIOR ELEVATION
1/4" = 1'-0" 103

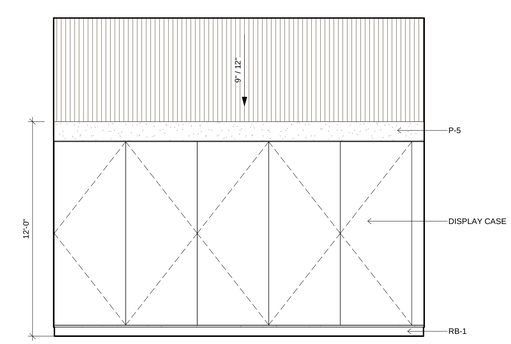

13 INTERIOR ELEVATION
1/4" = 1'-0" 103

James R. Childers
Architect, Inc.
45 South 4th Street
Fort Smith, AR 72901
479-783-2480
www.childersarchitect.com

PROFESSIONAL SEAL:

CONSULTANT LOGO:

CLIENT:

CHEROKEE NATION Entertainment

Cherokee CASINO

CHEROKEE NATION ENTERTAINMENT
TAHLEQUAH CASINO
TAHLEQUAH, OKLAHOMA

PROJECT PHASE:
BID PACKAGE 6

REVISIONS

#	DATE	DESCRIPTION
1	06/26/18	RFI 87
2	07/18/18	ADDENDUM 16

DATE: 06/22/18
JOB NUMBER: 17-06
SHEET NUMBER: A2.10
INTERIOR ELEVATIONS

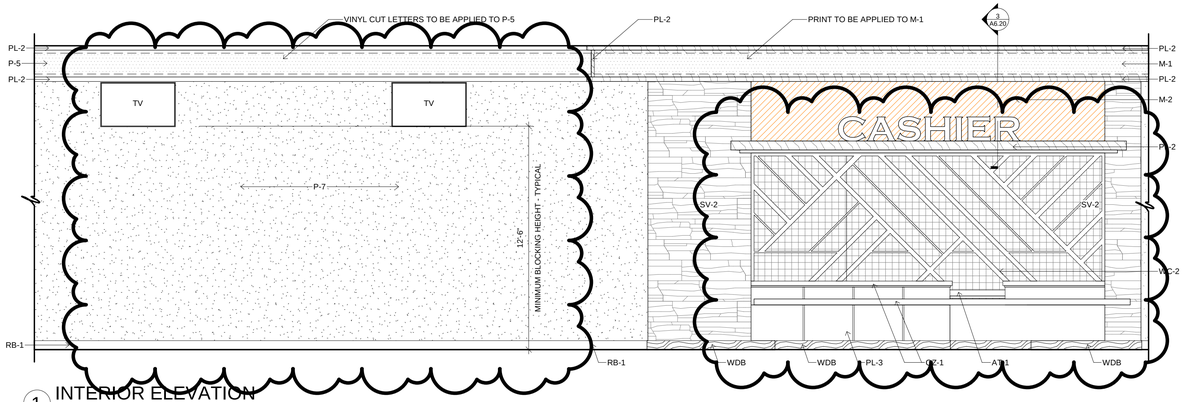

1 INTERIOR ELEVATION
1/4" = 1'-0" 02

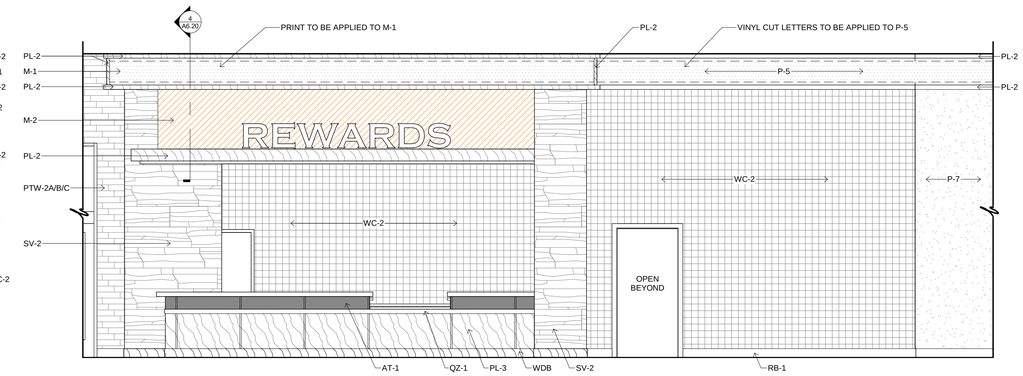

2 INTERIOR ELEVATION
1/4" = 1'-0" 02

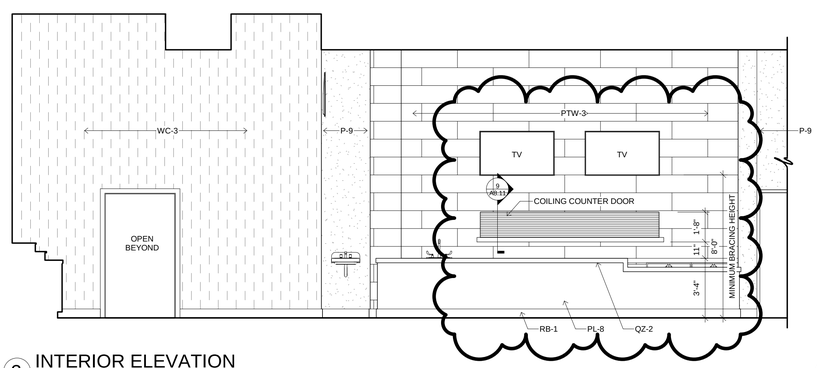

3 INTERIOR ELEVATION
1/4" = 1'-0" 15

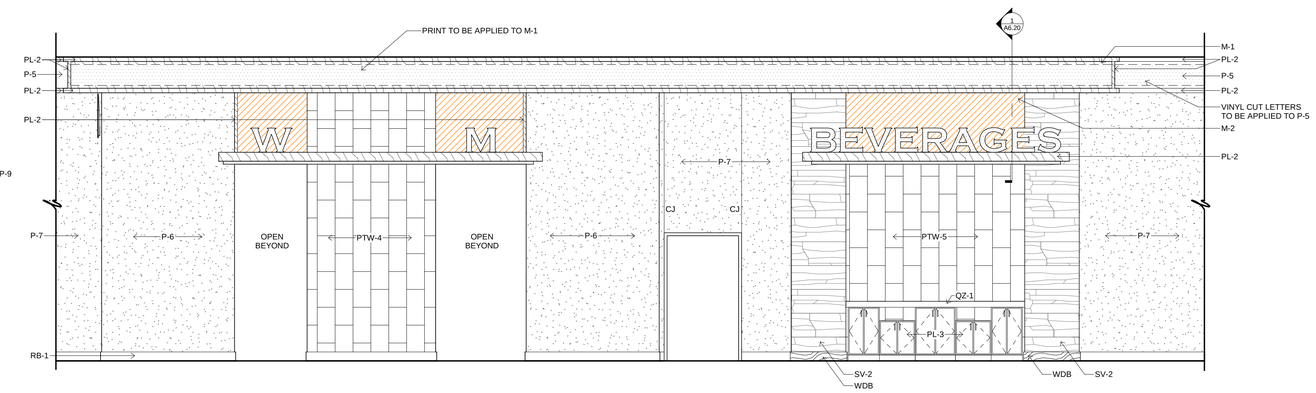

4 INTERIOR ELEVATION
1/4" = 1'-0" 02

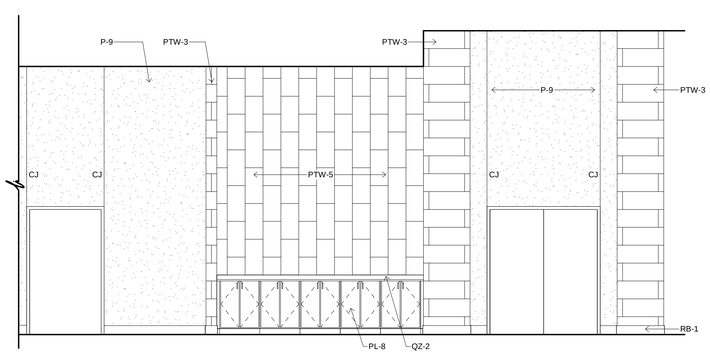

5 INTERIOR ELEVATION
1/4" = 1'-0" 02

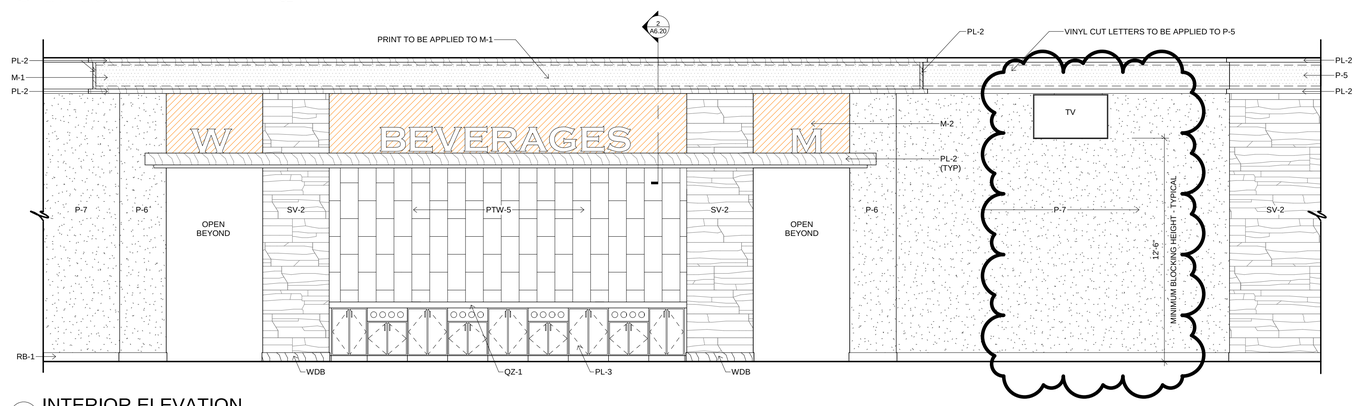

6 INTERIOR ELEVATION
1/4" = 1'-0" 02

James R. Childers Architect, Inc.
45 South 4th Street
Fort Smith, AR 72901
479-783-2480
www.childersarchitect.com

PROFESSIONAL SEAL:

STATE OF OKLAHOMA
JAMES R. CHILDERS
REGISTERED ARCHITECT

CONSULTANT LOGO:

CLIENT:

CHEROKEE NATION Entertainment
Cherokee CASINO

CHEROKEE NATION ENTERTAINMENT
TAHLEQUAH CASINO
TAHLEQUAH, OKLAHOMA

PROJECT PHASE:
BID PACKAGE 6

REVISIONS

#	DATE	DESCRIPTION
1	06/26/18	RFI 87
2	07/18/18	ADDENDUM 16

DATE: 06/22/18
JOB NUMBER: 17-06
SHEET NUMBER: A2.11
INTERIOR ELEVATIONS

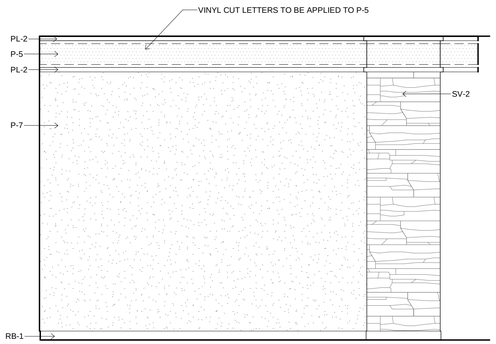

1 INTERIOR ELEVATION
1/4" = 1'-0" 02

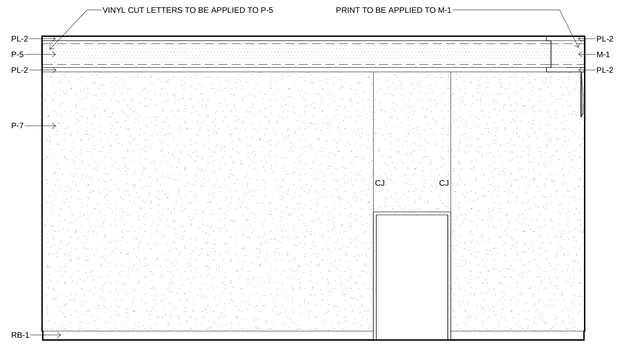

2 INTERIOR ELEVATION
1/4" = 1'-0" 02

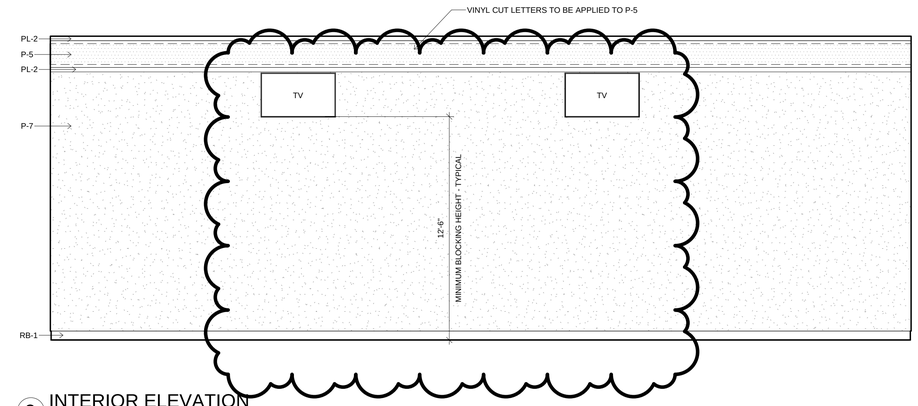

3 INTERIOR ELEVATION
1/4" = 1'-0" 02

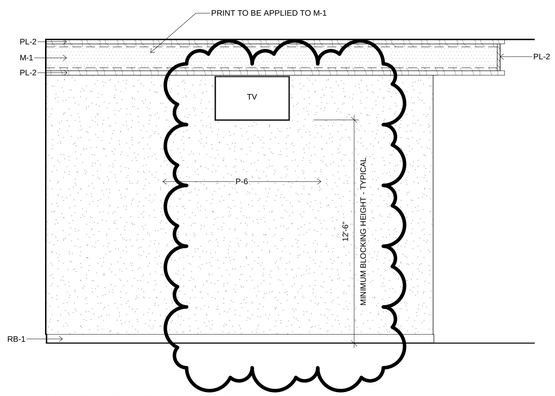

4 INTERIOR ELEVATION
1/4" = 1'-0" 02

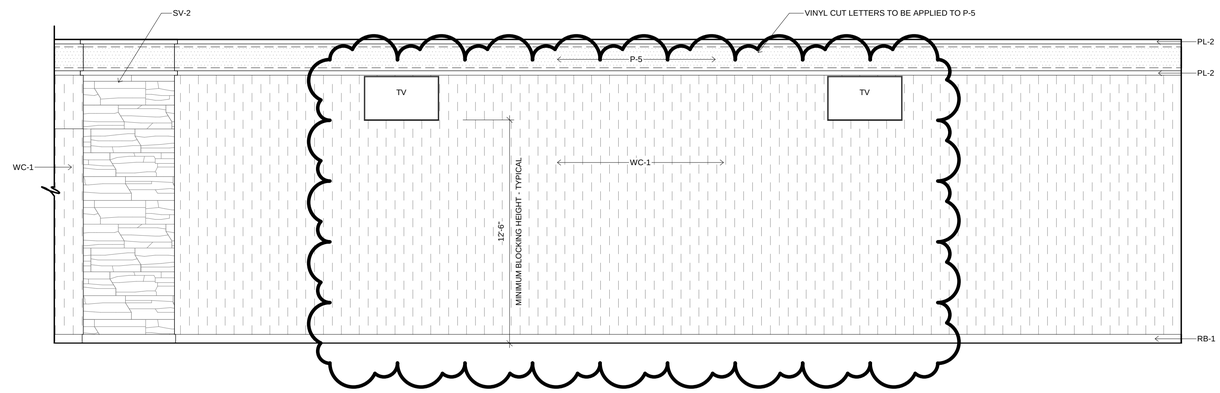

5 INTERIOR ELEVATION
1/4" = 1'-0" 02



6 INTERIOR ELEVATION
1/4" = 1'-0" 02

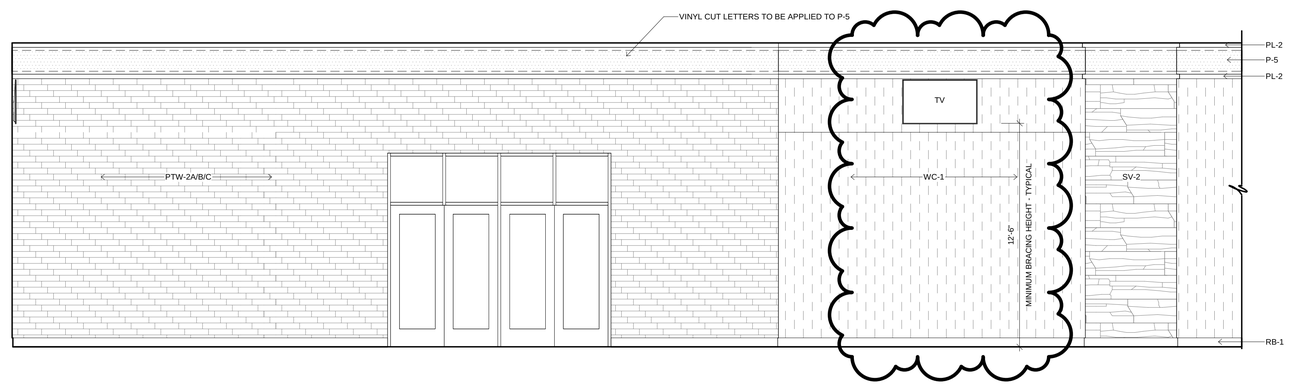

7 INTERIOR ELEVATION
1/4" = 1'-0" 02

James R. Childers Architect, Inc.
45 South 4th Street
Fort Smith, AR 72901
479-783-2480
www.childersarchitect.com

PROFESSIONAL SEAL:

STATE OF OKLAHOMA
JAMES R. CHILDERS
REGISTERED ARCHITECT

CONSULTANT LOGO:

CLIENT:

CHEROKEE NATION Entertainment
Cherokee CASINO

CHEROKEE NATION ENTERTAINMENT
TAHLEQUAH CASINO
TAHLEQUAH, OKLAHOMA

PROJECT PHASE:
BID PACKAGE 6

REVISIONS

#	DATE	DESCRIPTION
1	07/18/18	ADDENDUM 16

DATE: 06/22/18
JOB NUMBER: 17-06
SHEET NUMBER: A2.12
INTERIOR ELEVATIONS

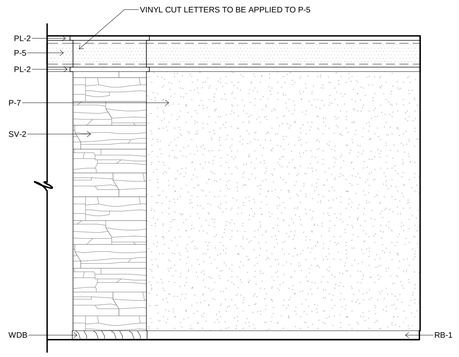

1 INTERIOR ELEVATION
1/4" = 1'-0" 01

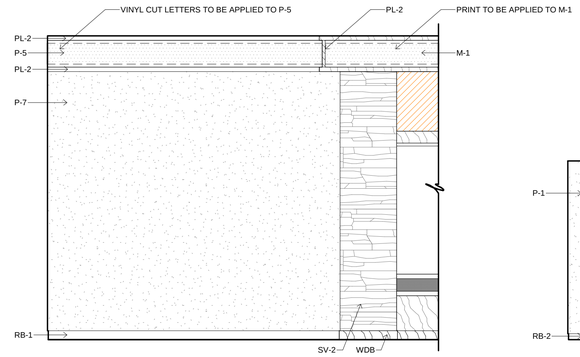

2 INTERIOR ELEVATION
1/4" = 1'-0" 01



3 INTERIOR ELEVATION
1/4" = 1'-0" 28



4 INTERIOR ELEVATION
1/4" = 1'-0" 28

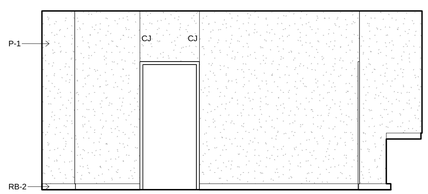

5 INTERIOR ELEVATION
1/4" = 1'-0" 28

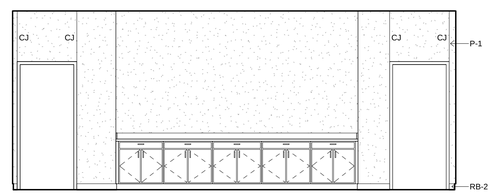

6 INTERIOR ELEVATION
1/4" = 1'-0" 28

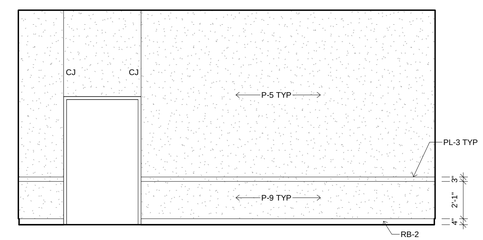

7 INTERIOR ELEVATION
1/4" = 1'-0" 76

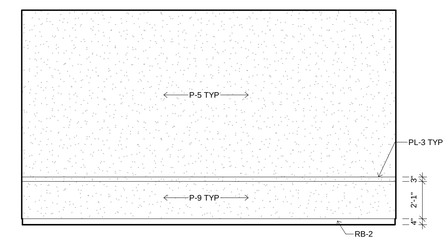

8 INTERIOR ELEVATION
1/4" = 1'-0" 76

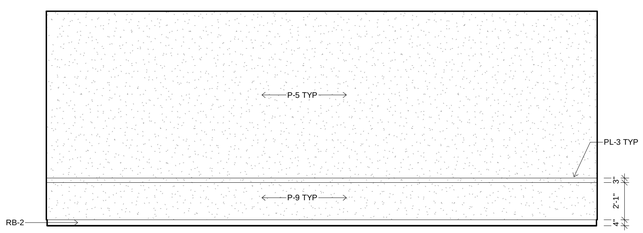

9 INTERIOR ELEVATION
1/4" = 1'-0" 76

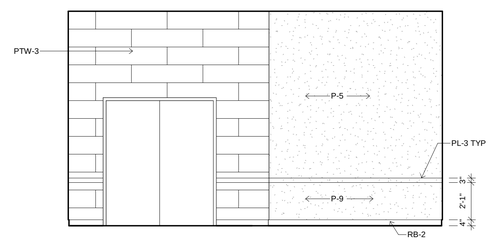

10 INTERIOR ELEVATION
1/4" = 1'-0" 76

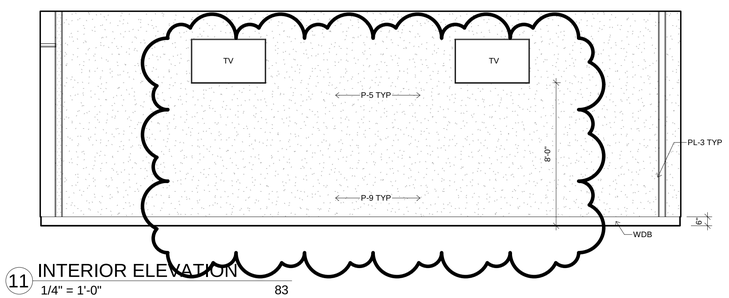

11 INTERIOR ELEVATION
1/4" = 1'-0" 83

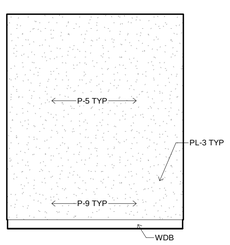

12 INTERIOR ELEVATION
1/4" = 1'-0" 83

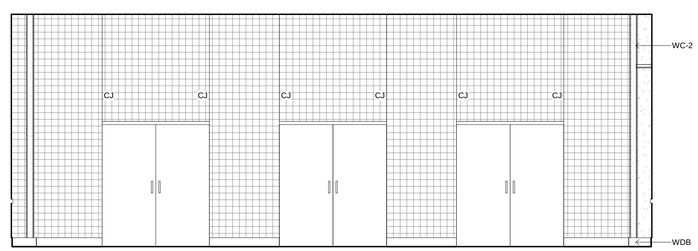

13 INTERIOR ELEVATION
1/4" = 1'-0" 83

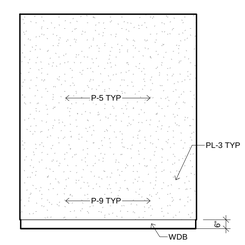

14 INTERIOR ELEVATION
1/4" = 1'-0" 83

James R. Childers Architect, Inc.
45 South 4th Street
Fort Smith, AR 72901
479-783-2480
www.childersarchitect.com

PROFESSIONAL SEAL:

CONSULTANT LOGO:

CLIENT:

CHEROKEE NATION ENTERTAINMENT
TAHLEQUAH CASINO
TAHLEQUAH, OKLAHOMA

PROJECT PHASE:
BID PACKAGE 6

REVISIONS

#	DATE	DESCRIPTION
1	06/26/18	RFI 87
2	07/18/18	ADDENDUM 16

DATE: 06/22/18
JOB NUMBER: 17-06
SHEET NUMBER: A2.13
INTERIOR ELEVATIONS

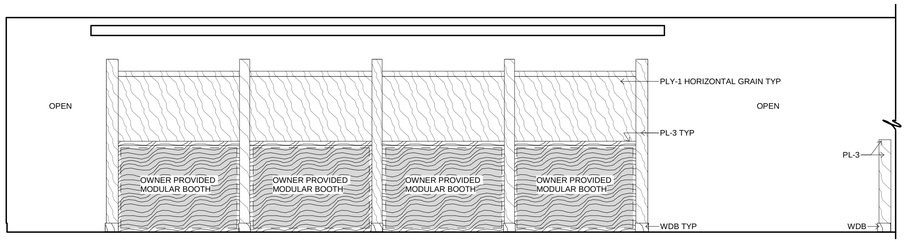

1 INTERIOR ELEVATION
1/4" = 1'-0" 84

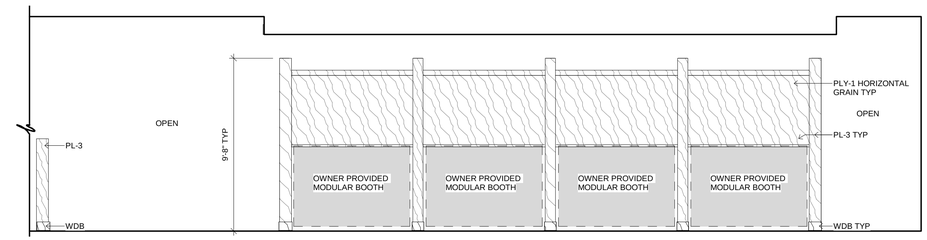

2 INTERIOR ELEVATION
1/4" = 1'-0" 84

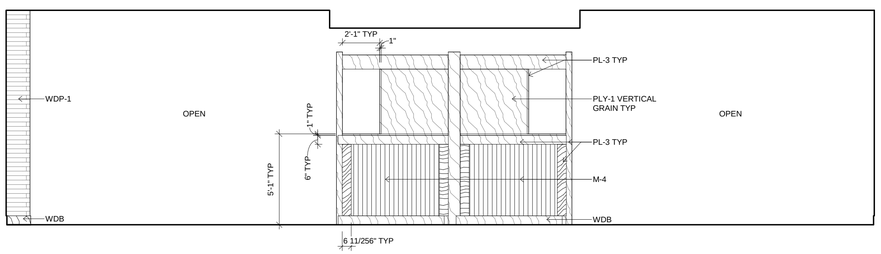

3 INTERIOR ELEVATION
1/4" = 1'-0" 84

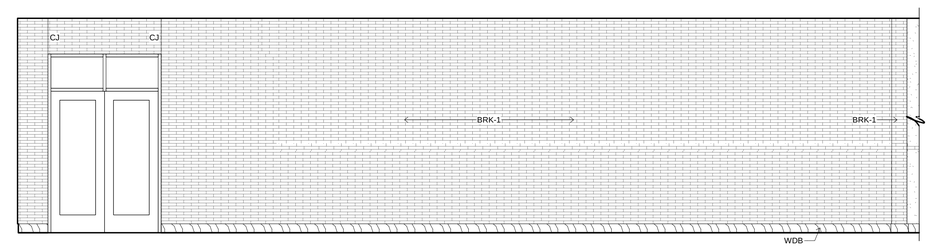

4 INTERIOR ELEVATION
1/4" = 1'-0" 84

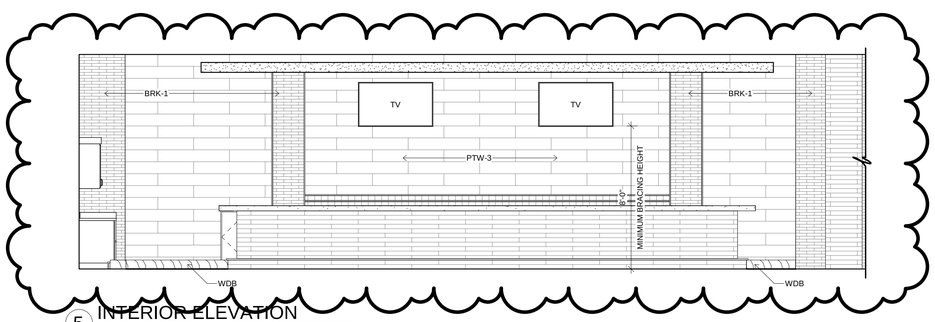

5 INTERIOR ELEVATION
1/4" = 1'-0" 84

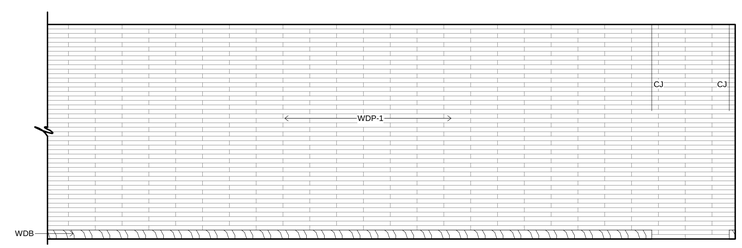

6 INTERIOR ELEVATION
1/4" = 1'-0" 84

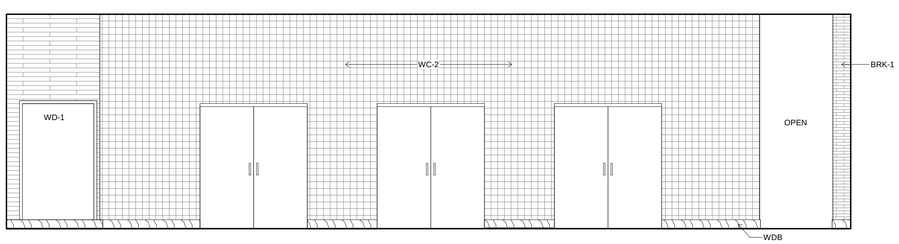

7 INTERIOR ELEVATION
1/4" = 1'-0" 84

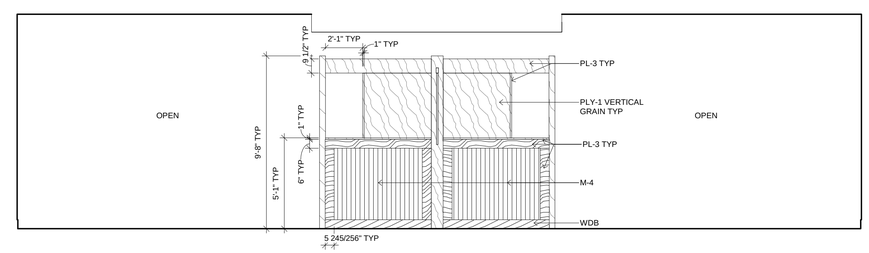

8 INTERIOR ELEVATION
1/4" = 1'-0" 84

James R. Childers Architect, Inc.
45 South 4th Street
Fort Smith, AR 72901
479-783-2480
www.childersarchitect.com

PROFESSIONAL SEAL:



CONSULTANT LOGO:

CLIENT:

CHEROKEE NATION Entertainment
Cherokee CASINO

CHEROKEE NATION ENTERTAINMENT
TAHLEQUAH CASINO
TAHLEQUAH, OKLAHOMA

PROJECT PHASE:
BID PACKAGE 6

REVISIONS

#	DATE	DESCRIPTION
1	07/18/18	ADDENDUM 16

DATE: 06/22/18
JOB NUMBER: 17-06
SHEET NUMBER: A2.14
INTERIOR ELEVATIONS

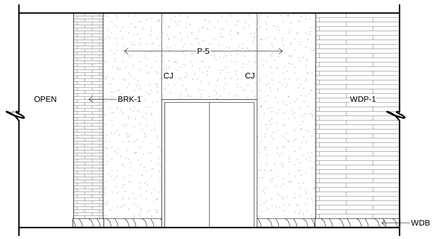

1 INTERIOR ELEVATION
1/4" = 1'-0" 84

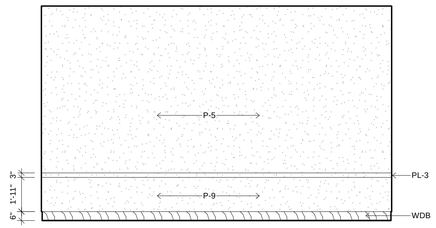

2 INTERIOR ELEVATION
1/4" = 1'-0" 84A

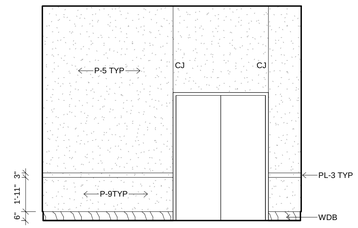

3 INTERIOR ELEVATION
1/4" = 1'-0" 84A

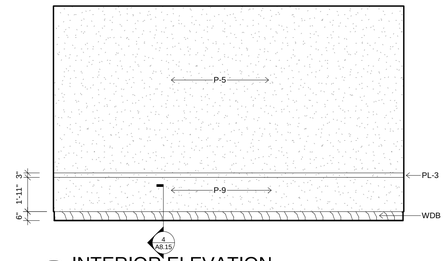

4 INTERIOR ELEVATION
1/4" = 1'-0" 84A

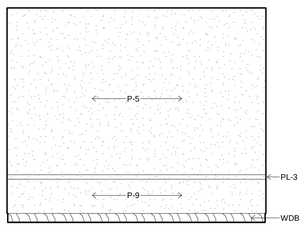

5 INTERIOR ELEVATION
1/4" = 1'-0" 84A

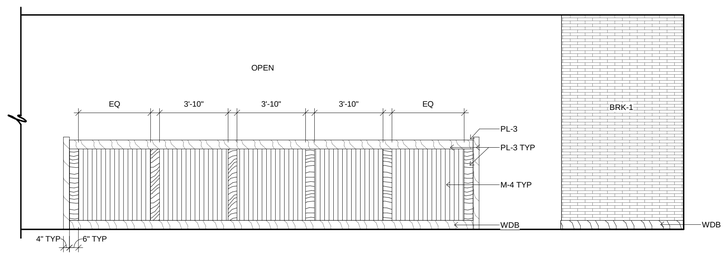

6 INTERIOR ELEVATION
1/4" = 1'-0" 85

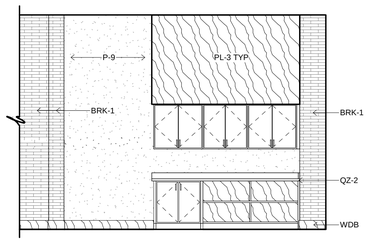

7 INTERIOR ELEVATION
1/4" = 1'-0" 85

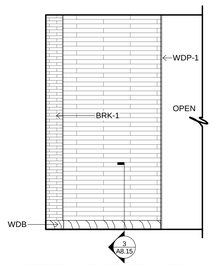

8 INTERIOR ELEVATION
1/4" = 1'-0" 85

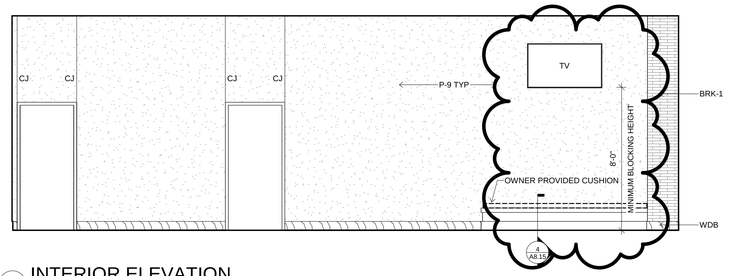

9 INTERIOR ELEVATION
1/4" = 1'-0" 86

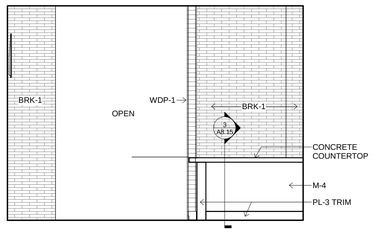

10 INTERIOR ELEVATION
1/4" = 1'-0" 86

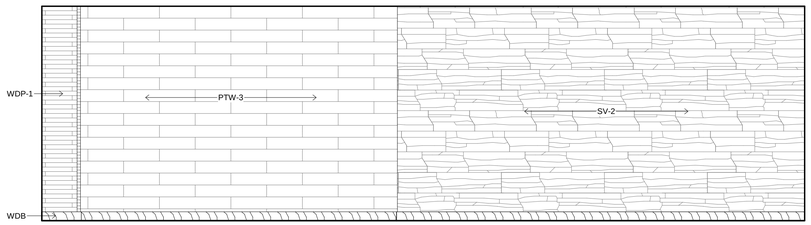

11 INTERIOR ELEVATION
1/4" = 1'-0" 86

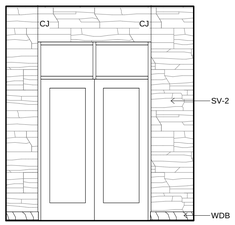

12 INTERIOR ELEVATION
1/4" = 1'-0" 86

James R. Childers
Architect, Inc.
45 South 4th Street
Fort Smith, AR 72901
479-783-2480
www.childersarchitect.com

PROFESSIONAL SEAL:

CONSULTANT LOGO:

CLIENT:

CHEROKEE NATION ENTERTAINMENT
TAHLEQUAH CASINO
TAHLEQUAH, OKLAHOMA

PROJECT PHASE:
BID PACKAGE 6

REVISIONS

#	DATE	DESCRIPTION
1	07/18/18	ADDENDUM 16

DATE: 06/22/18
JOB NUMBER: 17-06
SHEET NUMBER: A2.15
INTERIOR ELEVATIONS

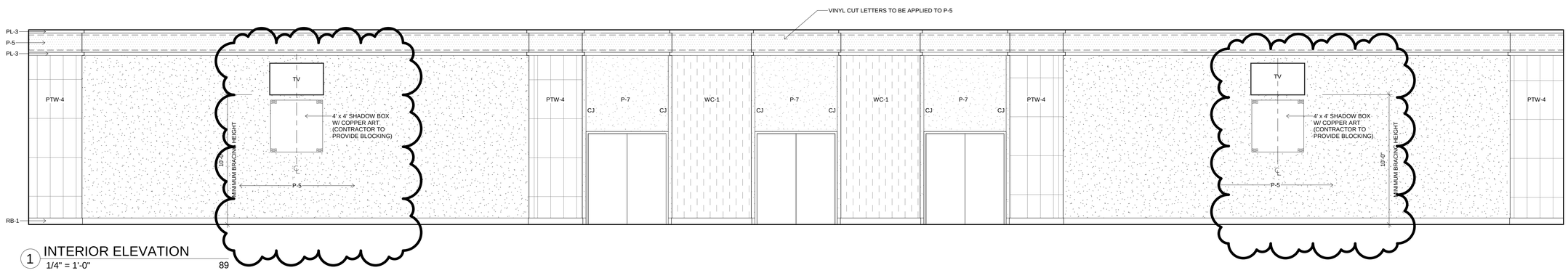

1 INTERIOR ELEVATION
1/4" = 1'-0"
89

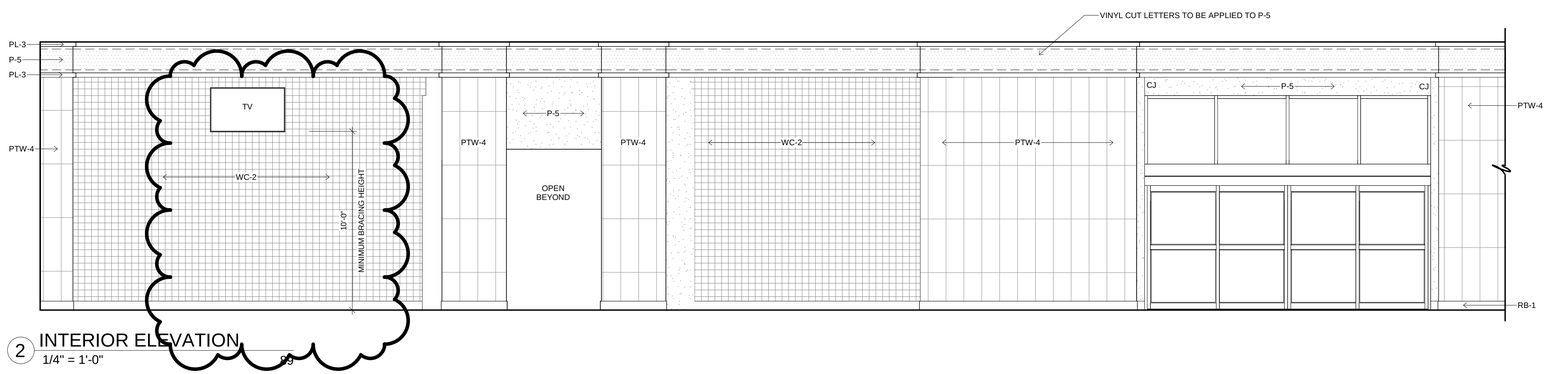

2 INTERIOR ELEVATION
1/4" = 1'-0"
89

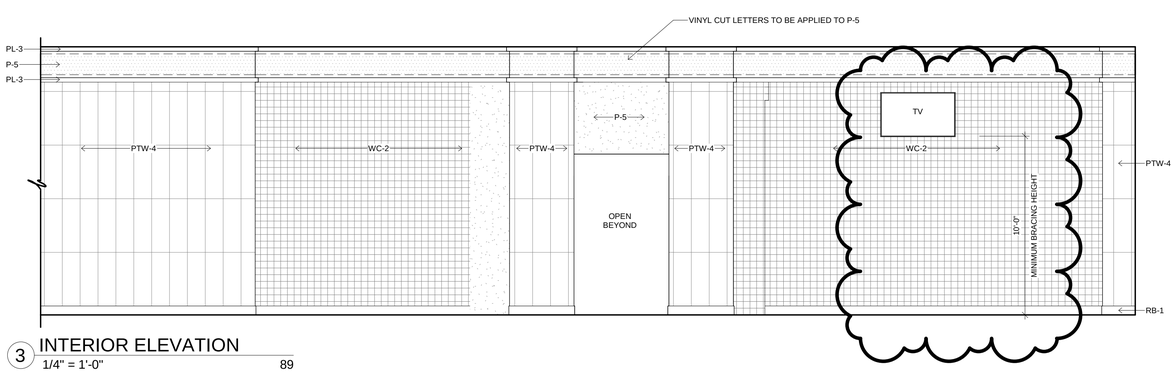

3 INTERIOR ELEVATION
1/4" = 1'-0"
89

James R. Childers
Architect, Inc.
45 South 4th Street
Fort Smith, AR 72901
479-783-2480
www.childersarchitect.com

PROFESSIONAL SEAL:

CONSULTANT LOGO:

CLIENT:

CHEROKEE NATION
Entertainment
Cherokee
CASINO

CHEROKEE NATION ENTERTAINMENT
TAHLEQUAH CASINO
TAHLEQUAH, OKLAHOMA

PROJECT PHASE:
BID PACKAGE 6

REVISIONS

#	DATE	DESCRIPTION
1	07/18/18	ADDENDUM 16

DATE: 06/22/18
JOB NUMBER: 17-06
SHEET NUMBER: A2.16
INTERIOR ELEVATIONS

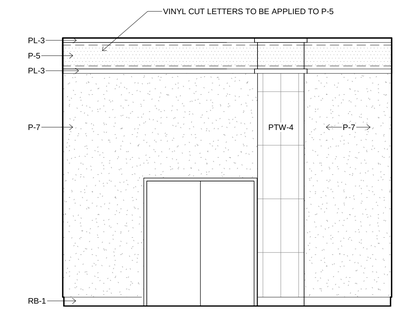

1 INTERIOR ELEVATION
1/4" = 1'-0"
89

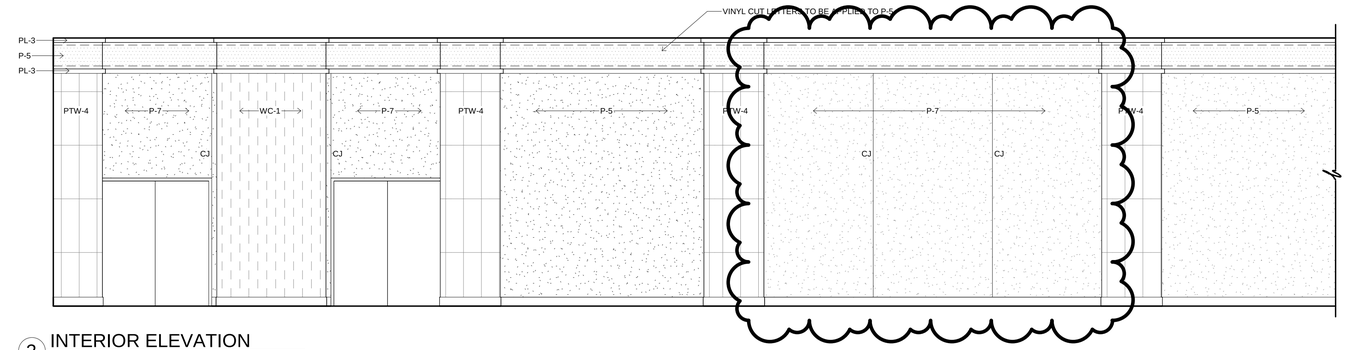

2 INTERIOR ELEVATION
1/4" = 1'-0"
89

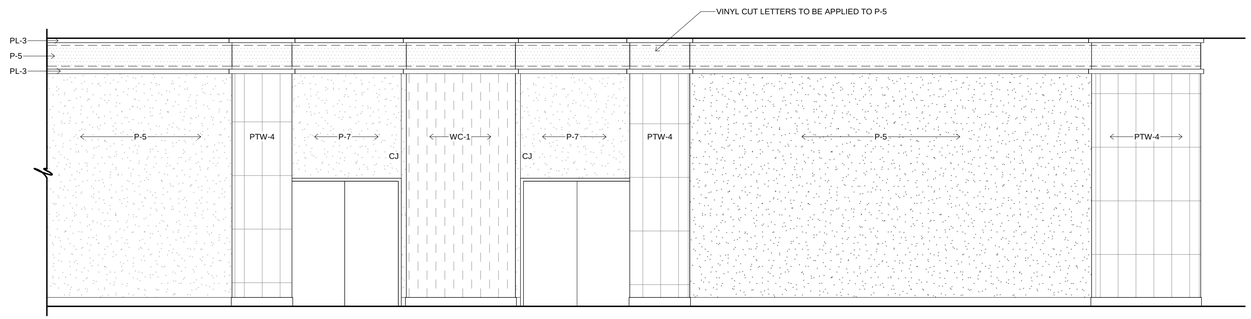

3 INTERIOR ELEVATION
1/4" = 1'-0"
89

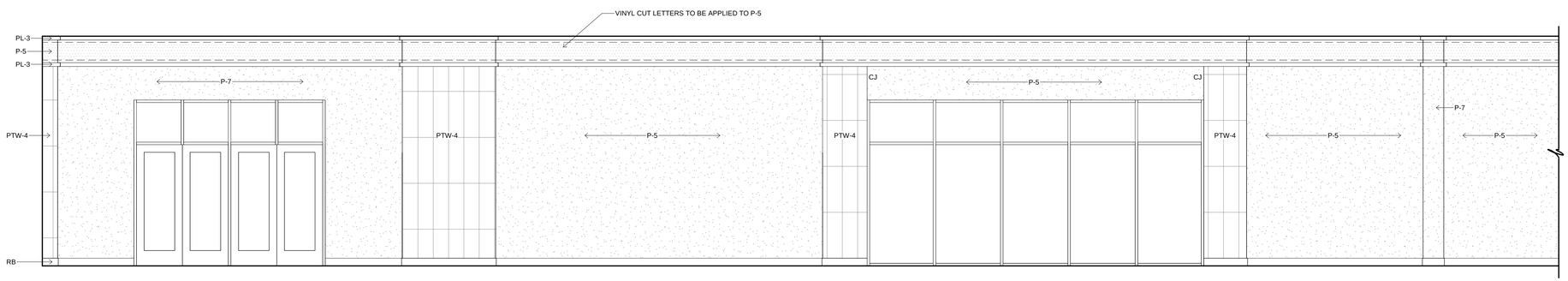

4 INTERIOR ELEVATION
1/4" = 1'-0"
89

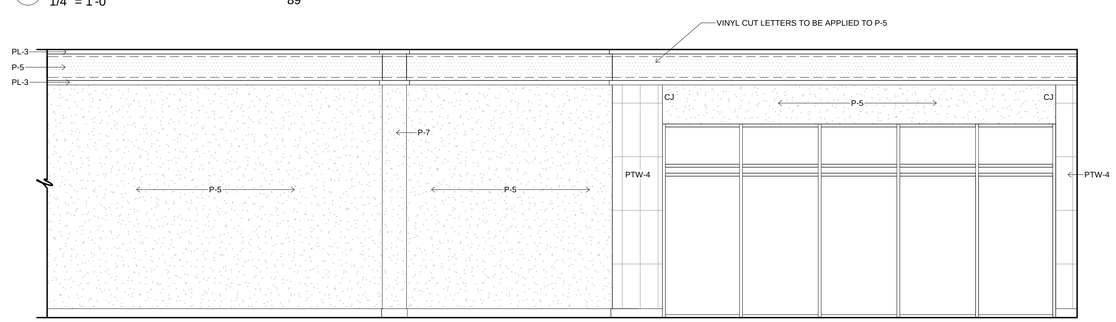

5 INTERIOR ELEVATION
1/4" = 1'-0"
89

James R. Childers Architect, Inc.
45 South 4th Street
Fort Smith, AR 72901
479-783-2480
www.childersarchitect.com

PROFESSIONAL SEAL:

CONSULTANT LOGO:

CLIENT:

CHEROKEE NATION Entertainment

Cherokee CASINO

CHEROKEE NATION ENTERTAINMENT
TAHLEQUAH CASINO
TAHLEQUAH, OKLAHOMA

PROJECT PHASE:
BID PACKAGE 6

REVISIONS

#	DATE	DESCRIPTION
1	07/18/18	ADDENDUM 16

DATE: 06/22/18
JOB NUMBER: 17-06
SHEET NUMBER: A2.17
INTERIOR ELEVATIONS

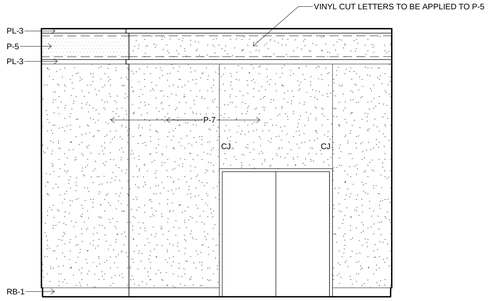

1 INTERIOR ELEVATION
1/4" = 1'-0" 89

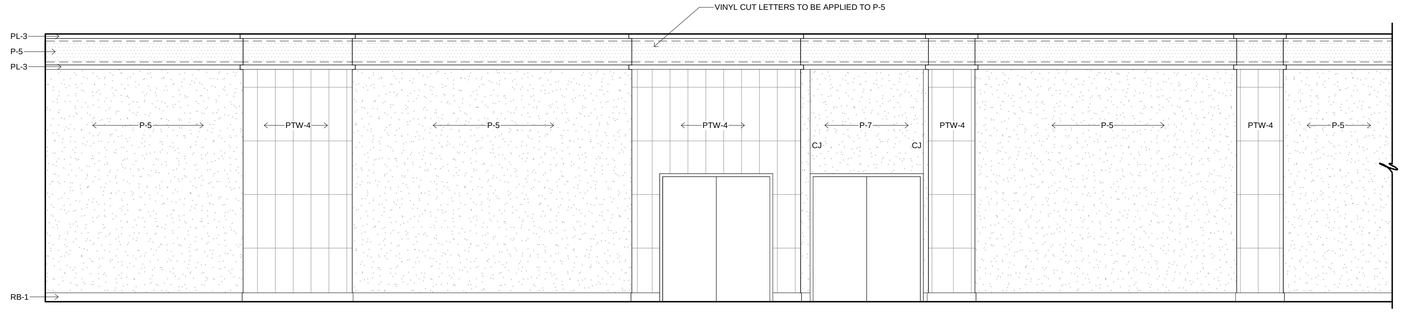

2 INTERIOR ELEVATION
1/4" = 1'-0" 89

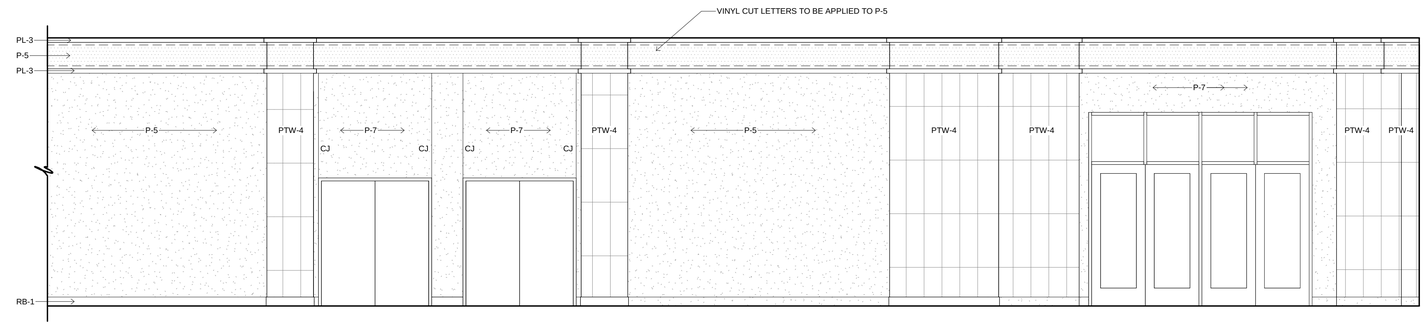

3 INTERIOR ELEVATION
1/4" = 1'-0" 89

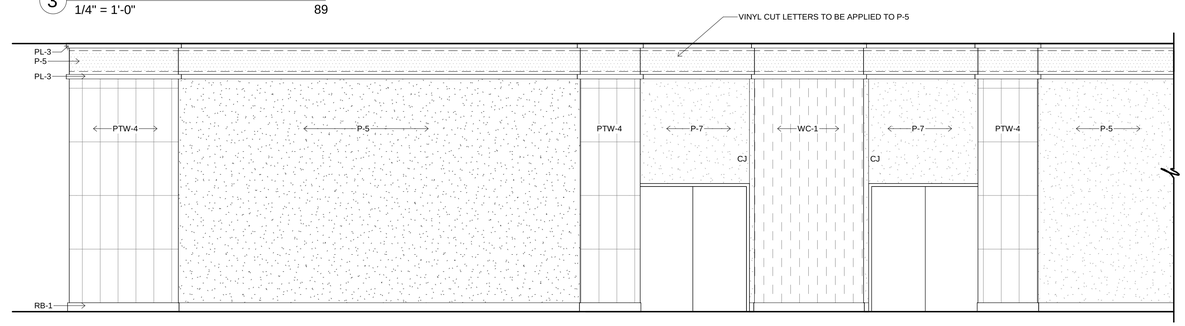

4 INTERIOR ELEVATION
1/4" = 1'-0" 89

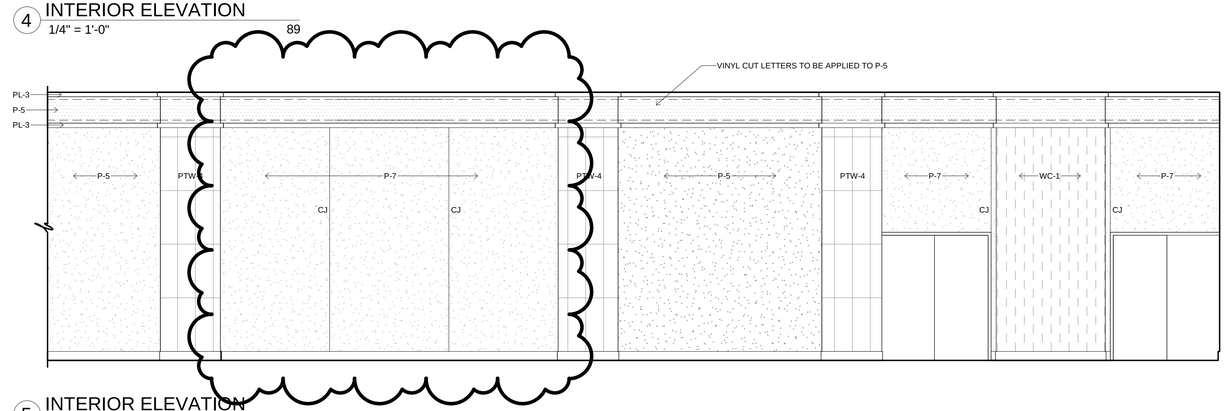

5 INTERIOR ELEVATION
1/4" = 1'-0" 89

James R. Childers Architect, Inc.
45 South 4th Street
Fort Smith, AR 72901
479-783-2480
www.childersarchitect.com

PROFESSIONAL SEAL:

CONSULTANT LOGO:

CLIENT:

CHEROKEE NATION Entertainment
Cherokee CASINO

CHEROKEE NATION ENTERTAINMENT
TAHLEQUAH CASINO
TAHLEQUAH, OKLAHOMA

PROJECT PHASE:
BID PACKAGE 6

REVISIONS

#	DATE	DESCRIPTION
1	07/18/18	ADDENDUM 16

DATE: 06/22/18
JOB NUMBER: 17-06
SHEET NUMBER: A2.18

INTERIOR ELEVATIONS

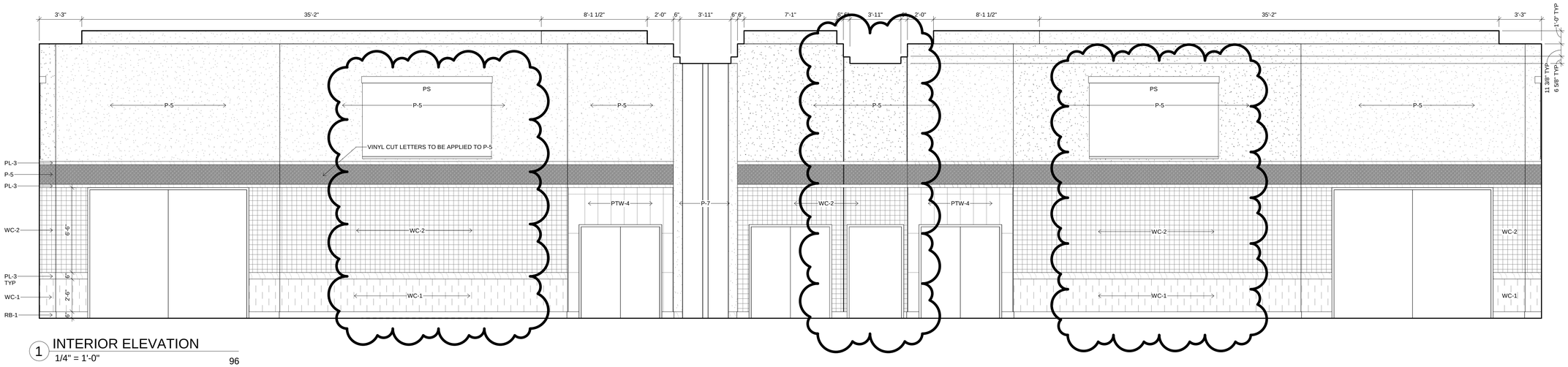

1 INTERIOR ELEVATION
1/4" = 1'-0"
96

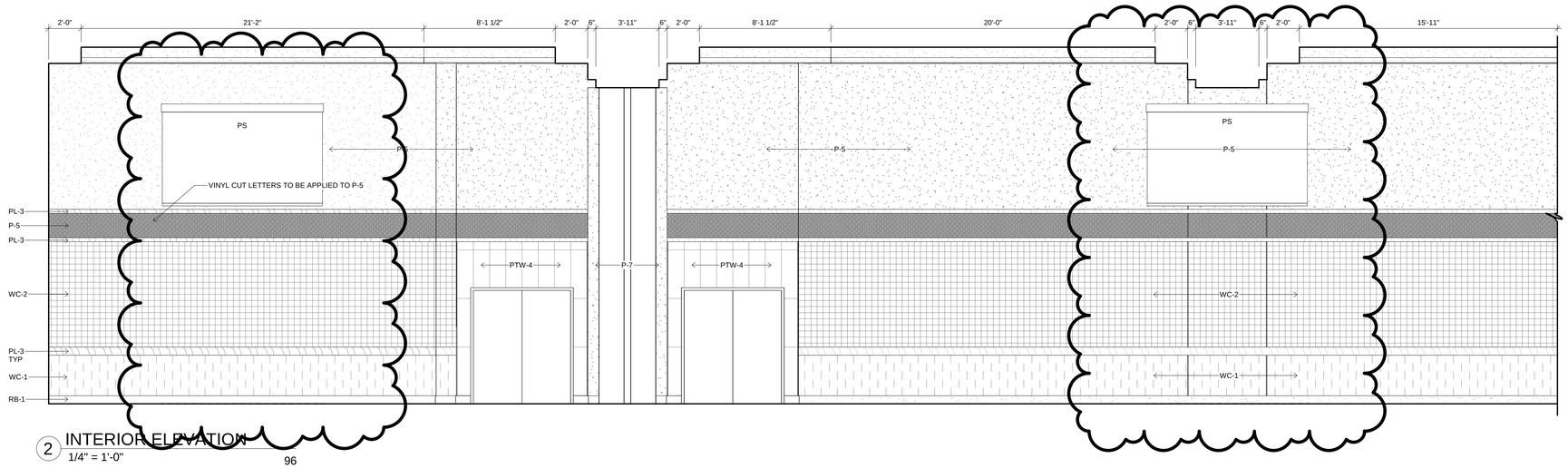

2 INTERIOR ELEVATION
1/4" = 1'-0"
96

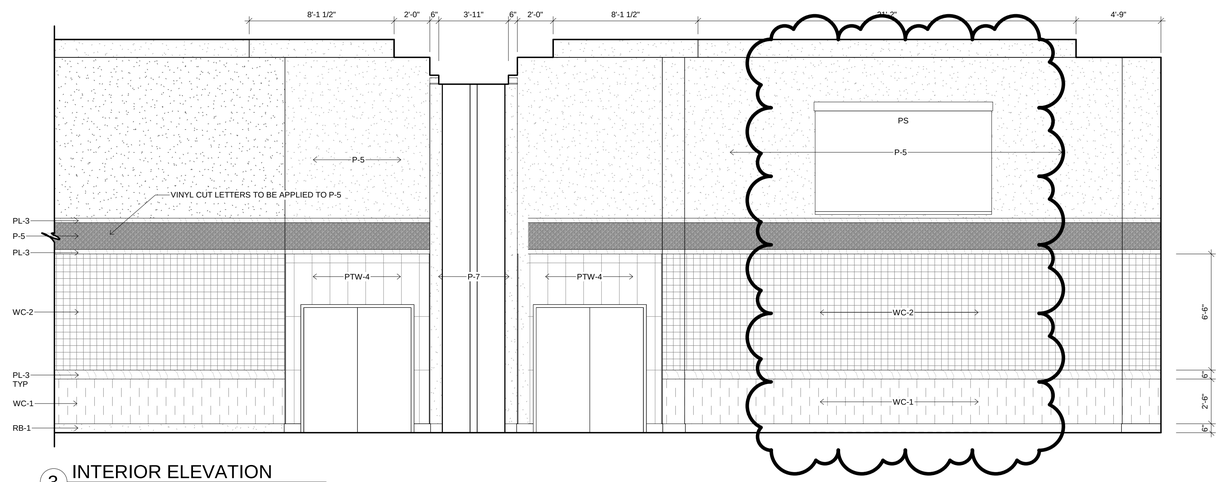

3 INTERIOR ELEVATION
1/4" = 1'-0"
96

James R. Childers Architect, Inc.
45 South 4th Street
Fort Smith, AR 72901
479-783-2480
www.childersarchitect.com

PROFESSIONAL SEAL:

CONSULTANT LOGO:

CLIENT:

CHEROKEE NATION Entertainment

Cherokee CASINO

CHEROKEE NATION ENTERTAINMENT
TAHLEQUAH CASINO
TAHLEQUAH, OKLAHOMA

PROJECT PHASE:
BID PACKAGE 6

REVISIONS

#	DATE	DESCRIPTION
1	07/11/18	ADDENDUM 14
2	07/18/18	ADDENDUM 16

DATE: 06/22/18
JOB NUMBER: 17-06

SHEET NUMBER:
A2.19

INTERIOR ELEVATIONS

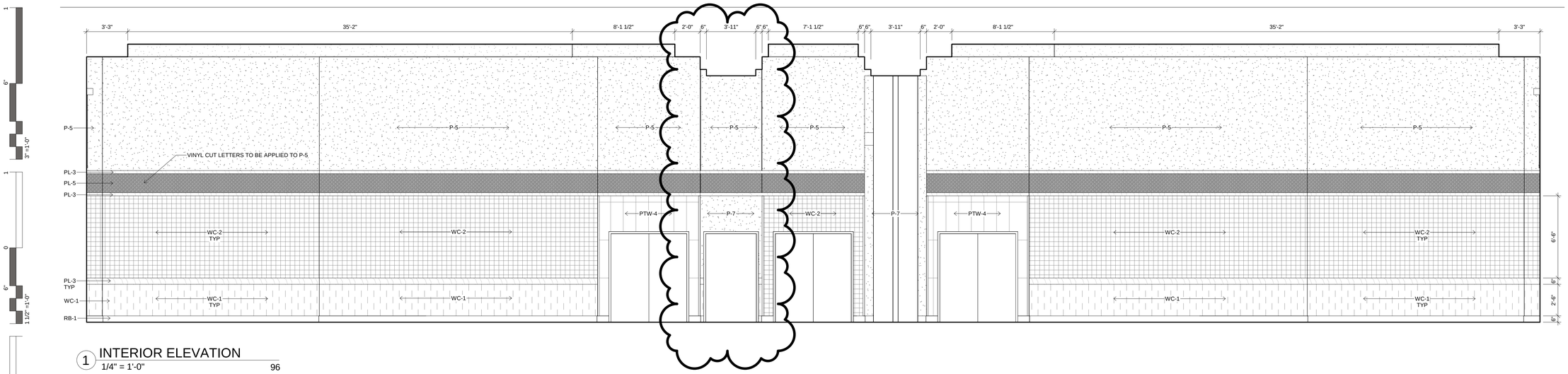

1 INTERIOR ELEVATION
1/4" = 1'-0" 96

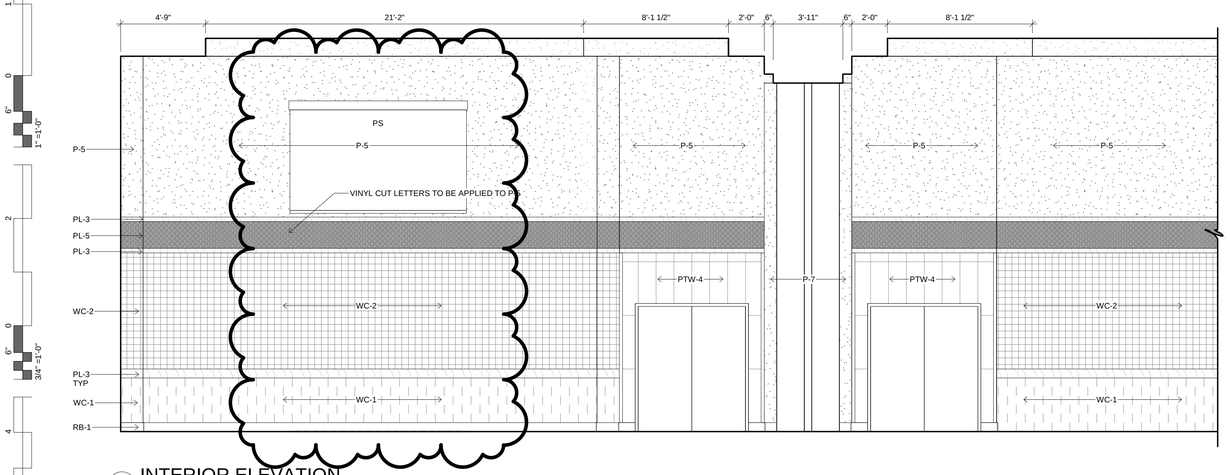

2 INTERIOR ELEVATION
1/4" = 1'-0" 96

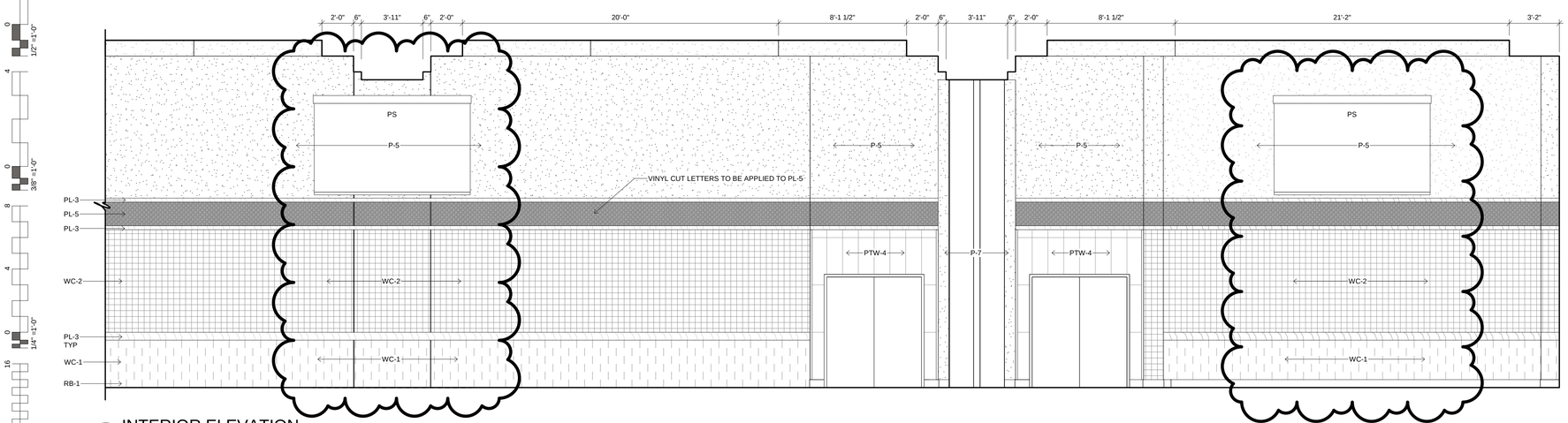

3 INTERIOR ELEVATION
1/4" = 1'-0" 96

James R. Childers Architect, Inc.
45 South 4th Street
Fort Smith, AR 72901
479-783-2480
www.childersarchitect.com

PROFESSIONAL SEAL:

STATE OF OKLAHOMA
JAMES R. CHILDERS
REGISTERED ARCHITECT

CONSULTANT LOGO:

CLIENT:

CHEROKEE NATION Entertainment
Cherokee CASINO

CHEROKEE NATION ENTERTAINMENT
TAHLEQUAH CASINO
TAHLEQUAH, OKLAHOMA

PROJECT PHASE:
BID PACKAGE 6

REVISIONS

#	DATE	DESCRIPTION
1	07/11/18	ADDENDUM 14
2	07/18/18	ADDENDUM 16

DATE: 06/22/18
JOB NUMBER: 17-06
SHEET NUMBER: A2.20
INTERIOR ELEVATIONS

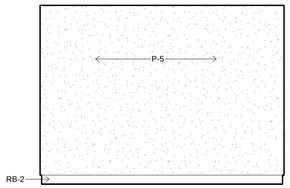

1 INTERIOR ELEVATION
1/4" = 1'-0" 93

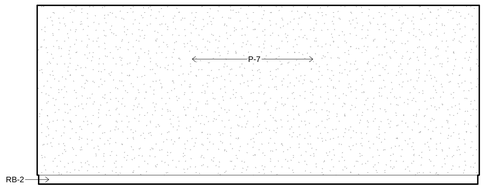

2 INTERIOR ELEVATION
1/4" = 1'-0" 93

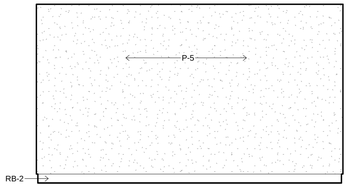

3 INTERIOR ELEVATION
1/4" = 1'-0" 93

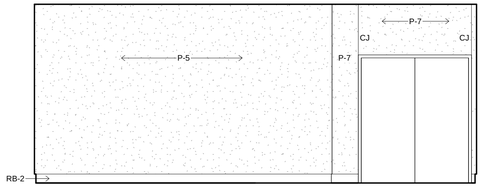

4 INTERIOR ELEVATION
1/4" = 1'-0" 93

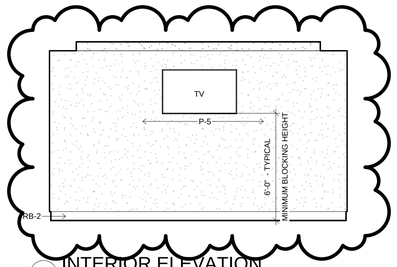

5 INTERIOR ELEVATION
1/4" = 1'-0" 94

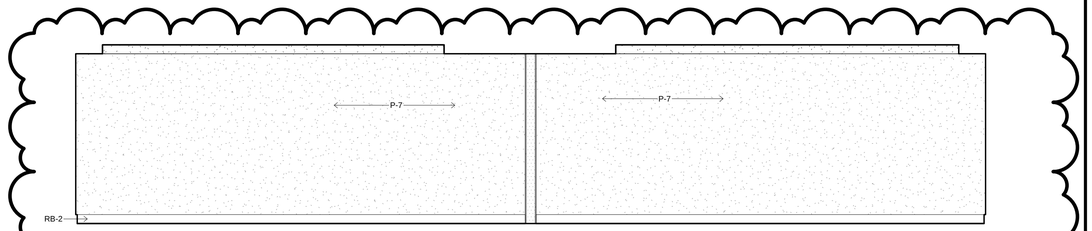

6 INTERIOR ELEVATION
1/4" = 1'-0" 94

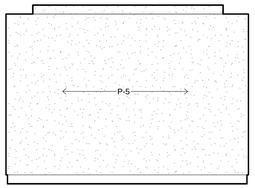

7 INTERIOR ELEVATION
1/4" = 1'-0" 94

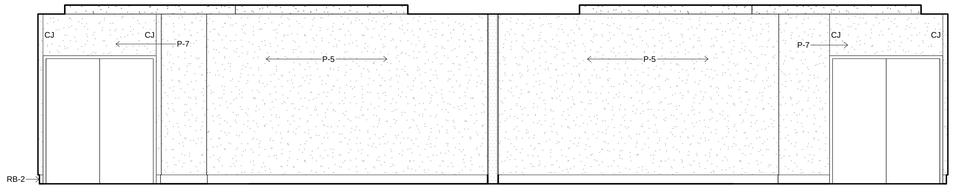

8 INTERIOR ELEVATION
1/4" = 1'-0" 94

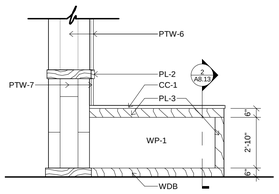

9 INTERIOR ELEVATION
1/4" = 1'-0"

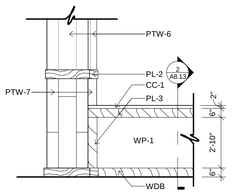

10 INTERIOR ELEVATION
1/4" = 1'-0"

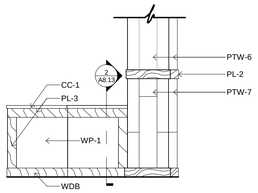

11 INTERIOR ELEVATION
1/4" = 1'-0"

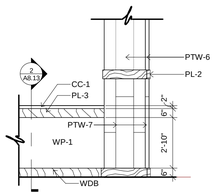

12 INTERIOR ELEVATION
1/4" = 1'-0"

James R. Childers
Architect, Inc.
45 South 4th Street
Fort Smith, AR 72901
479-783-2480
www.childersarchitect.com

PROFESSIONAL SEAL:

CONSULTANT LOGO:

CLIENT:

CHEROKEE NATION Entertainment
Cherokee CASINO

CHEROKEE NATION ENTERTAINMENT
TAHLEQUAH CASINO
TAHLEQUAH, OKLAHOMA

PROJECT PHASE:
BID PACKAGE 6

REVISIONS

#	DATE	DESCRIPTION
1	06/26/18	RFI 87
2	07/11/18	ADDENDUM 14
3	07/18/18	ADDENDUM 16

DATE: 06/22/18
JOB NUMBER: 17-06
SHEET NUMBER: A2.21
INTERIOR ELEVATIONS

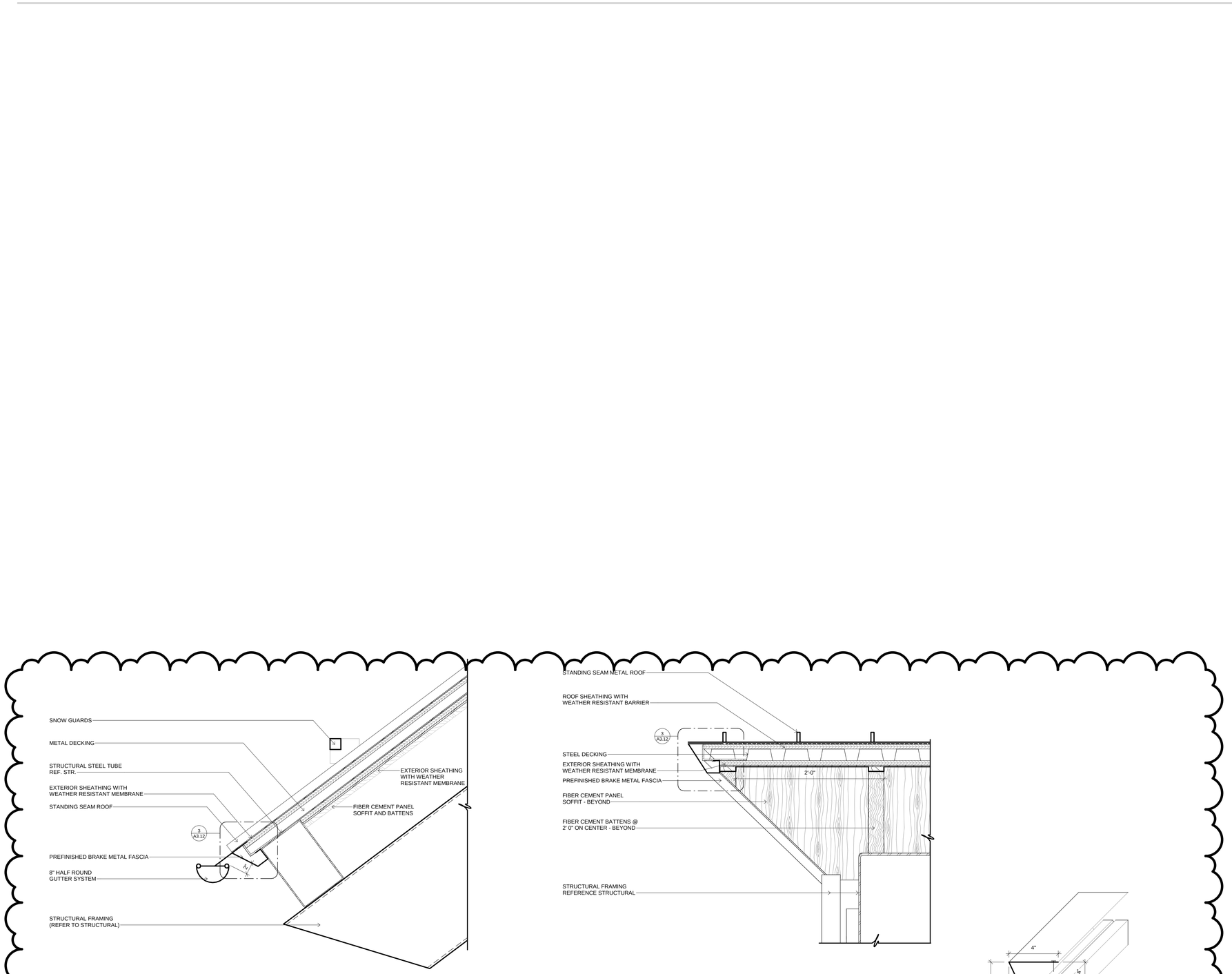

1 CANOPY SECTION DETAIL
1 1/2" = 1'-0"

2 CANOPY SECTION DETAIL
1 1/2" = 1'-0"

3 CCOPING PROFILE
3" = 1'-0"

6 BEAM WRAP DETAIL
1 1/2" = 1'-0"

James R. Childers
Architect, Inc.
45 South 4th Street
Fort Smith, AR 72901
479-783-2480
www.childersarchitect.com

PROFESSIONAL SEAL:

STATE OF OKLAHOMA
JAMES R. CHILDERS
REGISTERED ARCHITECT

CONSULTANT LOGO:

CLIENT:

CHEROKEE NATION Entertainment
Cherokee CASINO

CHEROKEE NATION ENTERTAINMENT TAHLEQUAH CASINO

TAHLEQUAH, OKLAHOMA

PROJECT PHASE:

BID PACKAGE 6

REVISIONS

#	DATE	DESCRIPTION
1	07/18/18	ADDENDUM 16

DATE: 06/22/18

JOB NUMBER: 17-06

SHEET NUMBER: A3.12

CANOPY SECTION DETAILS

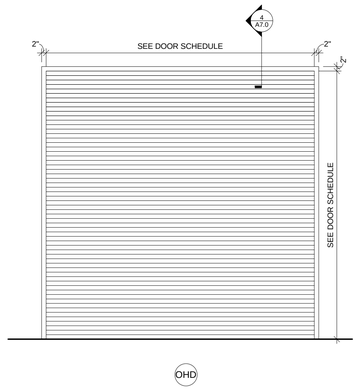

OH DOOR

3/8" = 1'-0"

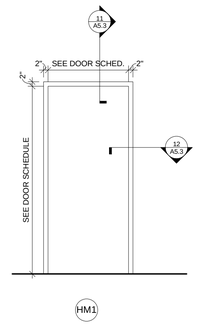

HOLLOW METAL

HOLLOW METAL FRAME ELEVATIONS

3/8" = 1'-0"

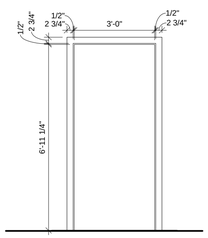

CASEMENT ELEVATION

3/8" = 1'-0"

OMITTED

DOOR SCHEDULE

MARK	DOOR SIZE W	DOOR SIZE H	DOOR SIZE T	DOOR MATERIAL	DOOR TYPE	FRAME MATERIAL	FRAME ELEVATION	FIRE RATING	REMARKS
	3'-0"	7'-11"	1 3/4"	ALUMINUM/GLASS	D8	SF	SF4		
	3'-0"	7'-11"	1 3/4"	ALUMINUM/GLASS	D8	SF	SF4		
	0"	0"							
00a	16'-0"	7'-5 3/4"	1 3/4"	ALUMINUM/GLASS	AS1	SF	CW1		
00b	3'-0"	7'-6"	1 3/4"	ALUMINUM/GLASS	D5	SF	CW1		ENTRY
00c	4'-5"	10'-3"	1/4"	GLASS	D4		SF6		CRL-7150 CAM LOCK AT BASE
00d	4'-5"	10'-3"	1/4"	GLASS	D4		SF6		CRL-7150 CAM LOCK AT BASE
00e	4'-5"	10'-3"	1/4"	GLASS	D4		SF6		CRL-7150 CAM LOCK AT BASE
00f	4'-5"	10'-3"	1/4"	GLASS	D4		SF6		CRL-7150 CAM LOCK AT BASE
00g	3'-0"	7'-6"	1 3/4"	ALUMINUM/GLASS	D5	SF	CW1		ENTRY
01a	16'-0"	7'-5 3/4"	1 3/4"	ALUMINUM/GLASS	AS2	SF	SF8		
01b	3'-0"	7'-6"	1 3/4"	ALUMINUM/GLASS	D8	SF	SF8		ENTRY
01c	3'-0"	7'-6"	1 3/4"	ALUMINUM/GLASS	D8	SF	SF8		ENTRY
02	4'-0"	7'-0"	1 3/4"	WOOD	D7	HOLLOW METAL	HM1		FULL HEIGHT KICK PLATE
04	3'-0"	7'-0"	1 3/4"	WOOD	D7	HOLLOW METAL	HM1		
05	3'-0"	7'-0"	1 3/4"	WOOD	D1	HOLLOW METAL	HM1	45 MIN.	
06	3'-0"	7'-0"	1 3/4"	WOOD	D7	HOLLOW METAL	HM1		
07	3'-0"	7'-0"	1 3/4"	WOOD	D7	HOLLOW METAL	HM1		
08	3'-0"	7'-0"	1 3/4"	WOOD	D1	HOLLOW METAL	HM1		
11	3'-0"	7'-0"	1 3/4"	WOOD	D1	HOLLOW METAL	HM1		
12a	3'-0"	7'-0"	1 3/4"	WOOD	D1	HOLLOW METAL	HM1		
12b	3'-0"	7'-0"	1 3/4"	WOOD	D1	HOLLOW METAL	HM1		
13	3'-0"	7'-0"	1 3/4"	WOOD	D1	HOLLOW METAL	HM1		
16	3'-0"	7'-0"	1 3/4"	WOOD	D7	HOLLOW METAL	HM1		
17a	3'-6"	7'-0"	1 3/4"	WOOD	D1	HOLLOW METAL	HM1		
21	3'-0"	7'-0"	1 3/4"	WOOD	D1	HOLLOW METAL	HM1		
22	3'-0"	7'-0"	1 3/4"	WOOD	D1	HOLLOW METAL	HM1		
24	3'-0"	7'-0"	1 3/4"	WOOD	D1	HOLLOW METAL	HM1		
25	4'-0"	7'-0"	1 3/4"	WOOD	D7	HOLLOW METAL	HM1		
26	4'-0"	7'-0"	1 3/4"	HOLLOW METAL	D3	HOLLOW METAL	HM1		EXTERIOR
27	4'-0"	7'-0"	1 3/4"	HOLLOW METAL	D3	HOLLOW METAL	HM1	45 MIN.	
28a	3'-0"	7'-0"	1 3/4"	HOLLOW METAL	D3	HOLLOW METAL	HM1		
28b	3'-0"	7'-0"	1 3/4"	HOLLOW METAL	D3	HOLLOW METAL	HM1		
29	3'-0"	7'-0"	1 3/4"	HOLLOW METAL	D3	HOLLOW METAL	HM1	45 MIN.	
30	3'-0"	7'-0"	1 3/4"	HOLLOW METAL	D1	HOLLOW METAL	HM1		
31	3'-0"	7'-0"	1 3/4"	HOLLOW METAL	D1	HOLLOW METAL	HM1		
32	3'-0"	7'-0"	1 3/4"	HOLLOW METAL	D1	HOLLOW METAL	HM1		
33	3'-0"	7'-0"	2"	HOLLOW METAL	D3	HOLLOW METAL	HM1		PAIR
34a	3'-0"	7'-0"	1 3/4"	HOLLOW METAL	D3	HOLLOW METAL	HM1		EXTERIOR
34b	3'-0"	7'-0"	1 3/4"	HOLLOW METAL	D3	HOLLOW METAL	HM1	45 MIN.	
35	3'-0"	7'-0"	1 3/4"	HOLLOW METAL	D3	HOLLOW METAL	HM1	45 MIN.	
36	3'-0"	7'-0"	1 3/4"	HOLLOW METAL	D3	HOLLOW METAL	HM1	45 MIN.	
37	4'-0"	7'-0"	1 3/4"	HOLLOW METAL	D1	HOLLOW METAL	HM1		SECURITY WALL
38	4'-0"	7'-0"	1 3/4"	HOLLOW METAL	D3	HOLLOW METAL	HM1		SECURITY WALL, FULL HEIGHT KICK PLATE
39	4'-0"	7'-0"	1 3/4"	HOLLOW METAL	D3	HOLLOW METAL	HM1		FULL HEIGHT KICK PLATE
40a	4'-0"	7'-0"	1 3/4"	WOOD	D2	HOLLOW METAL	HM1		SECURITY WALL - DUTCH
40b	2'-4"	4'-0"	2"	METAL	OHD		OHD		OH DOOR
41a	3'-0"	7'-0"	1 3/4"	HOLLOW METAL	D1	HOLLOW METAL	HM1		SECURITY WALL
41b	2'-4"	4'-0"	2"	METAL	OHD		OHD		OH DOOR
42A	3'-0"	7'-0"	1 3/4"	HOLLOW METAL	D1	HOLLOW METAL	HM1		SECURITY WALL
42a	3'-0"	7'-0"	1 3/4"	HOLLOW METAL	D1	HOLLOW METAL	HM1		
42b	3'-0"	7'-0"	1 3/4"	HOLLOW METAL	D1	HOLLOW METAL	HM1		
43	3'-0"	7'-0"	1 3/4"	HOLLOW METAL	D1	HOLLOW METAL	HM1		SECURITY WALL
44	3'-0"	7'-0"	1 3/4"	HOLLOW METAL	D1	HOLLOW METAL	HM1		
45a	3'-0"	7'-0"	1 3/4"	HOLLOW METAL	D1	HOLLOW METAL	HM1		
45b	3'-0"	7'-0"	1 3/4"	HOLLOW METAL	D1	HOLLOW METAL	HM1		
46	3'-0"	7'-0"	1 3/4"	HOLLOW METAL	D1	HOLLOW METAL	HM1		
47	3'-0"	7'-0"	1 3/4"	HOLLOW METAL	D1	HOLLOW METAL	HM1		
48	3'-0"	7'-0"	1 3/4"	HOLLOW METAL	D1	HOLLOW METAL	HM1		
49	3'-0"	7'-0"	1 3/4"	HOLLOW METAL	D1	HOLLOW METAL	HM1		
50	3'-0"	7'-0"	1 3/4"	WOOD	D7	HOLLOW METAL	HM1		
51	3'-0"	7'-0"	1 3/4"	HOLLOW METAL	D1	HOLLOW METAL	HM1		
52	3'-0"	7'-0"	1 3/4"	HOLLOW METAL	D3	HOLLOW METAL	HM1	45 MIN.	PAIR
53	3'-0"	7'-0"	1 3/4"	HOLLOW METAL	D1	HOLLOW METAL	HM1		
54	3'-0"	7'-0"	1 3/4"	HOLLOW METAL	D1	HOLLOW METAL	HM1		
55	3'-0"	7'-0"	1 3/4"	HOLLOW METAL	D1	HOLLOW METAL	HM1		
56	3'-0"	7'-0"	1 3/4"	HOLLOW METAL	D1	HOLLOW METAL	HM1		
57	3'-0"	7'-0"	1 3/4"	HOLLOW METAL	D1	HOLLOW METAL	HM1		
58	3'-0"	7'-0"	1 3/4"	HOLLOW METAL	D3	HOLLOW METAL	HM1		PAIR
59	3'-0"	7'-0"	1 3/4"	HOLLOW METAL	D1	HOLLOW METAL	HM1		
60a	3'-0"	7'-0"	1 3/4"	HOLLOW METAL	D3	HOLLOW METAL	HM1		PAIR, EXTERIOR
60b	3'-0"	7'-0"	1 3/4"	HOLLOW METAL	D1	HOLLOW METAL	HM1		
60c	3'-0"	7'-0"	1 3/4"	HOLLOW METAL	D3	HOLLOW METAL	HM1		PAIR
61	3'-0"	7'-0"	1 3/4"	HOLLOW METAL	D1	HOLLOW METAL	HM1		
61B	3'-0"	7'-0"	1 3/4"	HOLLOW METAL	D1	HOLLOW METAL	HM1		
62	3'-0"	7'-0"	1 3/4"	HOLLOW METAL	D1	HOLLOW METAL	HM1		
63	3'-0"	7'-0"	1 3/4"	HOLLOW METAL	D1	HOLLOW METAL	HM1		
64	3'-0"	7'-0"	1 3/4"	HOLLOW METAL	D1	HOLLOW METAL	HM1		
65	3'-0"	7'-0"	1 3/4"	HOLLOW METAL	D1	HOLLOW METAL	HM1		
66	3'-0"	7'-0"	1 3/4"	HOLLOW METAL	D1	HOLLOW METAL	HM1		
67	3'-0"	7'-0"	1 3/4"	HOLLOW METAL	D3	HOLLOW METAL	HM1		PAIR
68a	4'-0"	7'-0"	1 3/4"	HOLLOW METAL	D3	HOLLOW METAL	HM1		EXTERIOR
68b	4'-0"	7'-0"	1 3/4"	HOLLOW METAL	D3	HOLLOW METAL	HM1		
69a	4'-0"	7'-0"	1 3/4"	HOLLOW METAL	D3	HOLLOW METAL	HM1		EXTERIOR
69b	10'-0"	10'-0"	2"	METAL	OHD		OHD		OH DOOR
69c	10'-0"	10'-0"	2"	METAL	OHD		OHD		OH DOOR
69d	3'-0"	7'-0"	1 3/4"	HOLLOW METAL	D3	HOLLOW METAL	HM1		PAIR
70	3'-0"	7'-0"	1 3/4"	HOLLOW METAL	D1	HOLLOW METAL	HM1		
71	3'-0"	7'-0"	1 3/4"	HOLLOW METAL	D1	HOLLOW METAL	HM1		
72	4'-0"	7'-0"	1 3/4"	HOLLOW METAL	D3	HOLLOW METAL	HM1		
73	3'-0"	7'-0"	1 3/4"	HOLLOW METAL	D1	HOLLOW METAL	HM1		
74	3'-0"	7'-0"	1 3/4"	HOLLOW METAL	D1	HOLLOW METAL	HM1		
75A	3'-0"	7'-0"	1 3/4"	HOLLOW METAL	D1	HOLLOW METAL	HM1		
75a	4'-0"	7'-0"	3/4"	STAINLESS	D6				HIGH TRAFFIC
75c	10'-0"	1'-5"	2"	STAINLESS	OHD	STAINLESS	OHD		COILING COUNTER DOOR
76a	3'-0"	7'-0"	1 3/4"	WOOD	D7	HOLLOW METAL	HM1		PAIR
76b	4'-0"	7'-0"	1 3/4"	WOOD	D1	HOLLOW METAL	HM1		
78	3'-0"	7'-0"	1 3/4"	WOOD	D1	HOLLOW METAL	HM1		
79a	4'-0"	7'-0"	1 3/4"	HOLLOW METAL	D3	HOLLOW METAL	HM1		EXTERIOR
79b	4'-0"	7'-0"	1 3/4"	HOLLOW METAL	D3	HOLLOW METAL	HM1		
79c	3'-0"	7'-0"	1 3/4"	HOLLOW METAL	D3	HOLLOW METAL	HM1		
79d	4'-0"	7'-0"	3/4"	STAINLESS	D6				HIGH TRAFFIC
79e	3'-0"	7'-0"	1 3/4"	HOLLOW METAL	D3	HOLLOW METAL	HM1		PAIR
80	3'-0"	7'-0"	1 3/4"	WOOD	D1	HOLLOW METAL	HM1		
83a	6'-0"	6'-8"	1/2"	ALUMINUM/GLASS	MS	ALUMINUM			MANUAL SLIDER
83b	6'-0"	6'-8"	1/2"	ALUMINUM/GLASS	MS	ALUMINUM			MANUAL SLIDER
83c	6'-0"	6'-8"	1/2"	ALUMINUM/GLASS	MS	ALUMINUM			MANUAL SLIDER
84A	2'-6"	7'-0"	1 3/4"	WOOD	D1	HOLLOW METAL	HM1		PAIR
84a	3'-0"	7'-11"	1 3/4"	ALUMINUM/GLASS	D5	SF	SF4		PAIR, ENTRY
84c	4'-0"	7'-0"	3/4"	STAINLESS	D6				HIGH TRAFFIC
86	3'-0"	7'-11"	1 3/4"	ALUMINUM/GLASS	D8	SF	SF4		PAIR, ENTRY
87	3'-0"	7'-0"	1 3/4"	WOOD	D1	HOLLOW METAL	HM1		
88	3'-0"	7'-0"	1 3/4"	WOOD	D1	HOLLOW METAL	HM1		
89a	16'-0"	7'-5 3/4"	1 3/4"	ALUMINUM/GLASS	AS2	SF	SF5		AUTOMATIC SLIDING DOORS
89b	3'-0"	7'-11"	1 3/4"	ALUMINUM/GLASS	D5	SF	SF1		PAIR, ENTRY
89c	3'-0"	7'-11"	1 3/4"	ALUMINUM/GLASS	D5	SF	SF1		PAIR, ENTRY
89d	3'-0"	7'-11"	1 3/4"	ALUMINUM/GLASS	D8	SF	SF1		PAIR
89e	3'-0"	7'-11"	1 3/4"	ALUMINUM/GLASS	D8	SF	SF1		PAIR
89f	3'-0"	7'-0"	1 3/4"	WOOD	D1	HOLLOW METAL	HM1		PAIR
89g	3'-0"	7'-0"	1 3/4"	WOOD	D1	HOLLOW METAL	HM1		PAIR
90A	3'-0"	7'-0"	1 3/4"	WOOD	D1	HOLLOW METAL	HM1		
92A	3'-0"	7'-0"	1 3/4"	WOOD	D1	HOLLOW METAL	HM1		
93	3'-0"	7'-0"	1 3/4"	WOOD	D1	HOLLOW METAL	HM1		PAIR
94	3'-0"	7'-0"	1 3/4"	WOOD	D1	HOLLOW METAL	HM1		PAIR
95	3'-0"	7'-0"	1 3/4"	WOOD	D1	HOLLOW METAL	HM1		PAIR
96a	3'-0"	7'-0"	1 3/4"	WOOD	D1	HOLLOW METAL	HM1		PAIR
96b	3'-0"	7'-0"	1 3/4"	WOOD	D1	HOLLOW METAL	HM1		PAIR
96c	3'-0"	7'-0"	1 3/4"	WOOD	D1	HOLLOW METAL	HM1		PAIR
96d	3'-0"	7'-0"	1 3/4"	WOOD	D1	HOLLOW METAL	HM1		PAIR
96e	3'-0"	7'-0"	1 3/4"	WOOD	D1	HOLLOW METAL	HM1		PAIR
96f	4'-0"	7'-0"	1 3/4"	WOOD	D1	HOLLOW METAL	HM1		
96g	4'-0"	7'-0"	1 3/4"	WOOD	D1	HOLLOW METAL	HM1		
96h	3'-0"	7'-0"	1 3/4"	WOOD	D1	HOLLOW METAL	HM1		PAIR
96j	3'-0"	7'-0"	1 3/4"	WOOD	D1	HOLLOW METAL	HM1		PAIR
96k	6'-0"	9'-10"	3"	WOOD	D1	HOLLOW METAL	HM1		PAIR
96m	3'-0"	7'-0"	1 3/4"	WOOD	D1	HOLLOW METAL	HM1		PAIR
96n	3'-0"	7'-0"	1 3/4"	WOOD	D1	HOLLOW METAL	HM1		PAIR
96p	3'-0"	7'-0"	1 3/4"	WOOD	D1	HOLLOW METAL	HM1		PAIR
96q	6'-0"	9'-10"	3"	WOOD	D1	HOLLOW METAL	HM1		PAIR
96r	3'-0"	7'-0"	1 3/4"	WOOD	D1	HOLLOW METAL	HM1		PAIR
96s	3'-0"	7'-0"	1 3/4"	WOOD	D1	HOLLOW METAL	HM1		PAIR
96v	3'-0"	7'-0"	1 3/4"	WOOD	D1	HOLLOW METAL	HM1		PAIR
96w	3'-0"	7'-0"	1 3/4"	WOOD	D1	HOLLOW METAL	HM1		PAIR
97A	3'-0"	7'-0"	1 3/4"	WOOD	D1	HOLLOW METAL	HM1		PAIR
97Aa	3'-0"	7'-0"	1 3/4"	HOLLOW METAL	D3	HOLLOW METAL	HM1		EXTERIOR PAIR
97Ab	3'-0"	7'-0"	1 3/4"	WOOD	D1	HOLLOW METAL	HM1		
97b	4'-0"	7'-0"	1 3/4"	HOLLOW METAL	D3	HOLLOW METAL	HM1		EXTERIOR
97c	12'-0"	10'-0"	2"	METAL	OHD		OHD		OH DOOR
97d	3'-0"	7'-0"	1 3/4"	HOLLOW METAL	D3	HOLLOW METAL	HM1		PAIR, EXTERIOR
97e	3'-0"	7'-0"	1 3/4"	WOOD	D1	HOLLOW METAL	HM1		PAIR
98A	3'-0"	7'-0"	1 3/4"	HOLLOW METAL	D1	HOLLOW METAL	HM1		
98B	3'-0"	7'-0"	1 3/4"	HOLLOW METAL	D1	HOLLOW METAL	HM1		
98b	3'-0"	7'-0"	1 3/4"	HOLLOW METAL	D3	HOLLOW METAL	HM1		EXTERIOR
98C	3'-0"	7'-0"	1 3/4"	HOLLOW METAL	D1	HOLLOW METAL	HM1		
99a	3'-0"	7'-0"	1 3/4"	WOOD	D1	HOLLOW METAL	HM1	45 MIN.	PAIR
99b	3'-0"	7'-0"	1 3/4"	WOOD	D1	HOLLOW METAL	HM1	45 MIN.	PAIR
100	3'-6"	7'-0"	1 3/4"	WOOD	D1	HOLLOW METAL	HM1		
102a	16'-0"	7'-5 3/4"	1 3/4"	ALUMINUM/GLASS	AS1	ALUMINUM	CW2		ENTRY, AUTO SLIDING DOORS
102b	3'-0"	7'-11"	1 3/4"	ALUMINUM/GLASS	D8	SF	SF4		PAIR, ENTRY
102D	4'-5"	10'-3"	1/4"	GLASS	D4		SF6		CRL-7150 CAM LOCK AT BASE
102E	4'-5"	10'-3"	1/4"	GLASS	D4		SF6		CRL-7150 CAM LOCK AT BASE
102F	4'-5"	10'-3"	1/4"	GLASS	D4		SF6		CRL-7150 CAM LOCK AT BASE
102G	4'-5"	10'-3"	1/4"	GLASS	D4		SF6		CRL-7150 CAM LOCK AT BASE
103a	3'-0"	8'-0"	1 3/4"	ALUMINUM/GLASS	D5		CW2		PANIC HARDWARE
103b	10'-0"	7'-0"	1 3/4"	ALUMINUM/GLASS	D14		CW2		REVOLVING DOOR
103c	3'-0"	8'-0"	1 3/4"	ALUMINUM/GLASS	D5		CW2		PANIC HARDWARE
103D	4'-0"	10'-3"	1/4"	GLASS	D4		SF7		CRL-7150 CAM LOCK AT BASE
103E	4'-0"	10'-3"	1/4"	GLASS	D4		SF7		CRL-7150 CAM LOCK AT BASE
103F	4'-0"	10'-3"	1/4"	GLASS	D4		SF7		CRL-7150 CAM LOCK AT BASE
103G	4'-0"	10'-3"	1/4"	GLASS	D4		SF7		CRL-7150 CAM LOCK AT BASE
103H	4'-0"	10'-3"	1/4"	GLASS	D4		SF7		CRL-7150 CAM LOCK AT BASE
103J	4'-0"	10'-3"	1/4"	GLASS	D4		SF7		CRL-7150 CAM LOCK AT BASE
103K	4'-0"	10'-3"	1/4"	GLASS	D4		SF7		CRL-7150 CAM LOCK AT BASE
103L	4'-0"	10'-3"	1/4"	GLASS	D4		SF7		CRL-7150 CAM LOCK AT BASE
103M	4'-0"	10'-3"	1/4"	GLASS	D4		SF7		CRL-7150 CAM LOCK AT BASE
103N	4'-0"	10'-3"	1/4"	GLASS	D4		SF7		CRL-7150 CAM LOCK AT BASE

GLAZING SCHEDULE	
A	TINTED INSULATING GLASS
B	TINTED TEMPERED INSULATING GLASS
C	ONE WAY MIRROR - TEMPERED GLASS
G	TEMPERED CLEAR GLASS
I	INSULATED SPANDREL GLASS

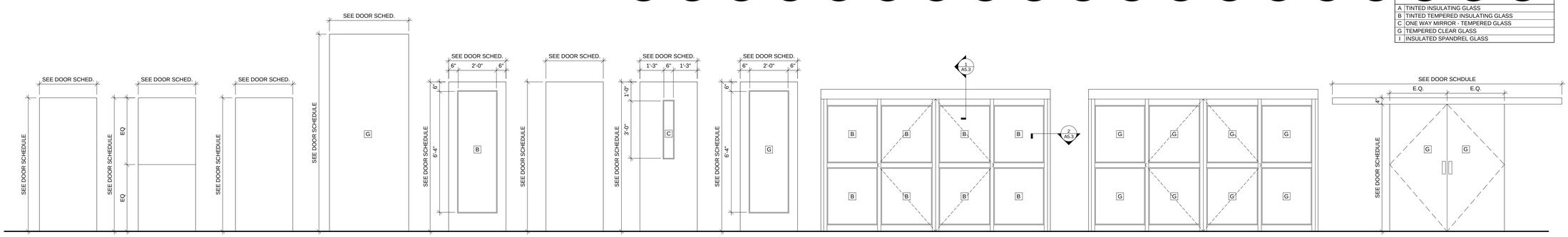

DOOR ELEVATIONS

3/8" = 1'-0"

James R. Childers Architect, Inc.
45 South 4th Street
Fort Smith, AR 72901
479-783-2480
www.childersarchitect.com

PROFESSIONAL SEAL:

STATE OF OKLAHOMA
JAMES R. CHILDERS
REGISTERED ARCHITECT

CONSULTANT LOGO:

CLIENT:

CHEROKEE NATION Entertainment
Cherokee CASINO

CHEROKEE NATION ENTERTAINMENT
TAHLEQUAH CASINO
TAHLEQUAH, OKLAHOMA

PROJECT PHASE:

BID PACKAGE 6

REVISIONS		
#	DATE	DESCRIPTION
1	07/01/18	ADDIENDUM 11
2	06/26/18	RFI 87
3	7/17/18	RFI 103

DATE: 06/22/18

JOB NUMBER: 17-06

SHEET NUMBER: A5.0

DOOR SCHEDULE
DOOR AND WINDOW ELEVATIONS

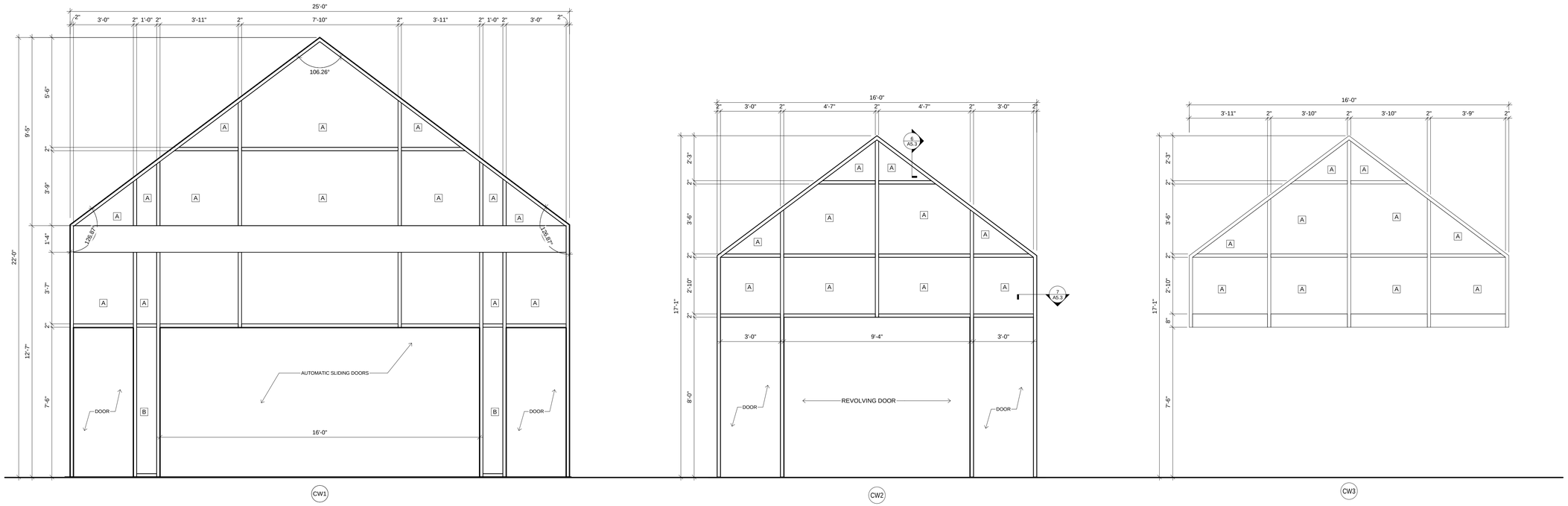

CURTAIN WALL ELEVATIONS

3/8" = 1'-0"

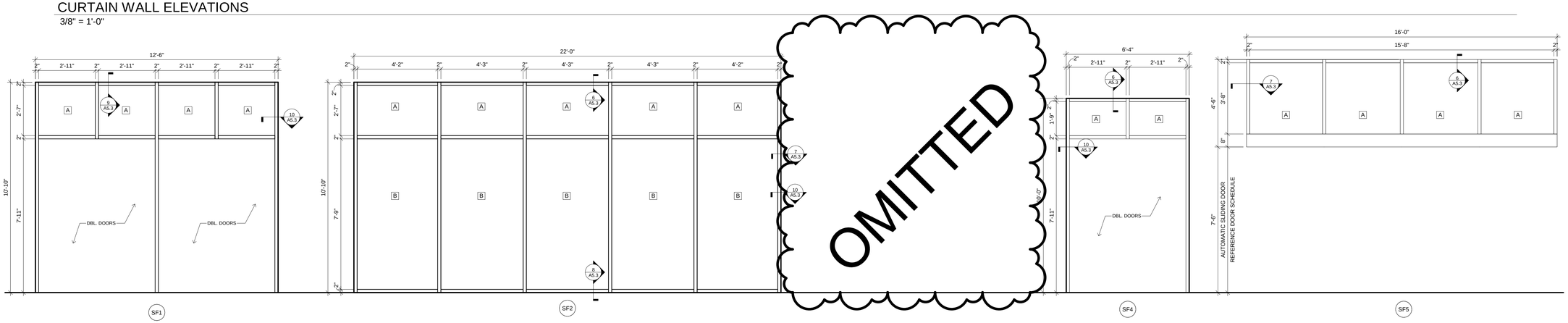

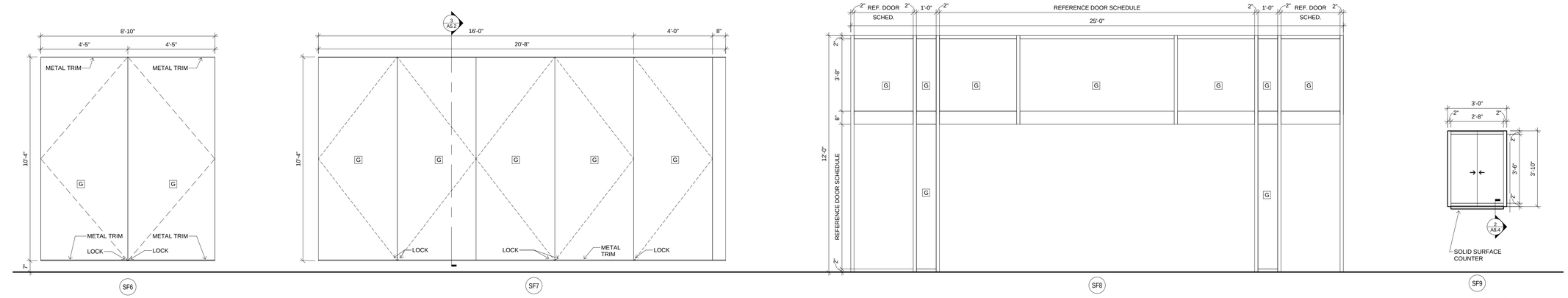

STOREFRONT ELEVATIONS

3/8" = 1'-0"

James R. Childers Architect, Inc.
45 South 4th Street
Fort Smith, AR 72901
479-783-2480
www.childersarchitect.com

PROFESSIONAL SEAL:

CONSULTANT LOGO:

CLIENT:

CHEROKEE NATION Entertainment

Cherokee CASINO

CHEROKEE NATION ENTERTAINMENT TAHLEQUAH CASINO

TAHLEQUAH, OKLAHOMA

PROJECT PHASE:

BID PACKAGE 6

REVISIONS

#	DATE	DESCRIPTION
1	07/01/18	ADDENDUM 11
2	7/17/18	RFI 103

DATE: 06/22/18

JOB NUMBER: 17-06

SHEET NUMBER: A5.1

STOREFRONT ELEVATIONS

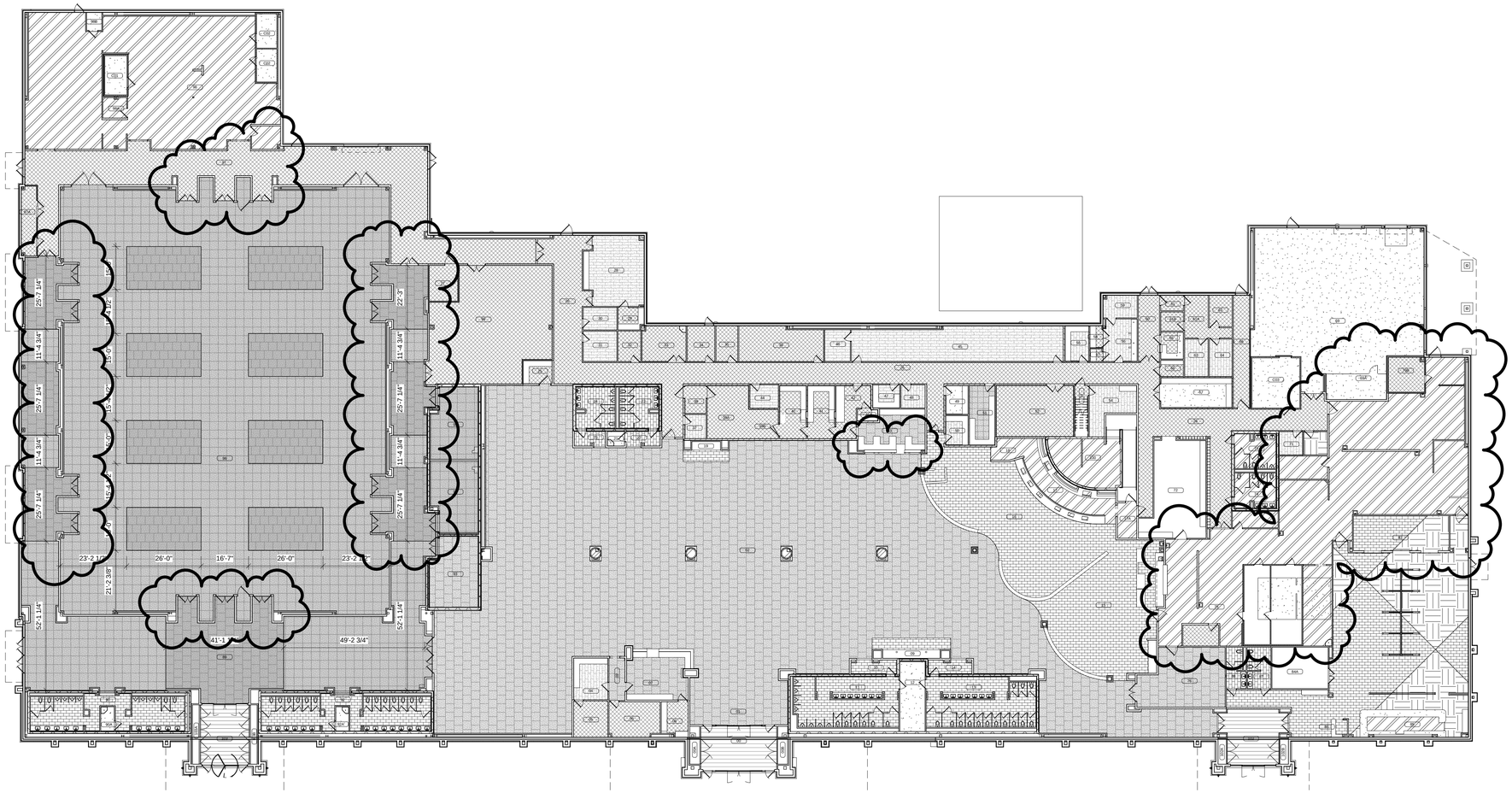

OVERALL FLOOR COVERING PLAN

3/64" = 1'-0"

FLOOR COVERING SYMBOLS

	ENTRY MAT (EM)		CARPET (CPT-4)		URETHANE CEMENT FLOOR (UC)	T2	SCHLUTER TRANSITION
	VINYL TILE (VT)		CARPET (CPT-5)		EXPOSED CONCRETE - SEALED (ECS)	T3	SCHLUTER TRANSITION
	CARPET (CPT-1)		PORCELAIN TILE FLOOR (PTF-1)	TH1	METAL THRESHOLD	T4	RUBBER TRANSITION
	CARPET (CPT-2)		PORCELAIN TILE FLOOR (PTF-2)	TH2	MARBLE THRESHOLD	T5	RUBBER TRANSITION
	CARPET (CPT-3)		VINYL COMPOSITION TILE (VCT)	T1	SCHLUTER TRANSITION	T6	SCHLUTER TRANSITION

NOTES:

1. COORDINATE ALL FLOOR DRAINS, SINKS & CLEAN OUTS W/ PLUMBING - IF DISCREPANCIES OCCUR NOTIFY ARCHITECT.
2. COORDINATE ALL FLOOR RECEPTACLES W/ ELECTRICAL - IF DISCREPANCIES OCCUR NOTIFY ARCHITECT.

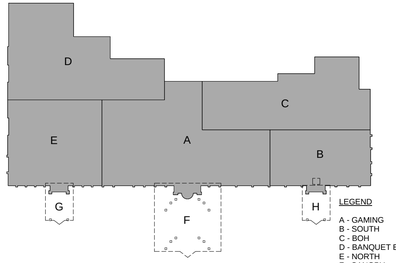

LEGEND

A - GAMING
B - SOUTH
C - BOH
D - BANQUET BOH
E - NORTH
F - CANOPY
G - CANOPY
H- CANOPY

James R. Childers Architect, Inc.
45 South 4th Street
Fort Smith, AR 72901
479-783-2480
www.childersarchitect.com

PROFESSIONAL SEAL:

CONSULTANT LOGO:

CLIENT:

CHEROKEE NATION Entertainment

Cherokee CASINO

CHEROKEE NATION ENTERTAINMENT TAHLEQUAH CASINO

TAHLEQUAH, OKLAHOMA

PROJECT PHASE:

BID PACKAGE 6

REVISIONS

#	DATE	DESCRIPTION
1	07/18/18	ADDENDUM 16

DATE: 06/22/18

JOB NUMBER: 17-06

SHEET NUMBER: A6.0

OVERALL FLOOR COVERING PLAN

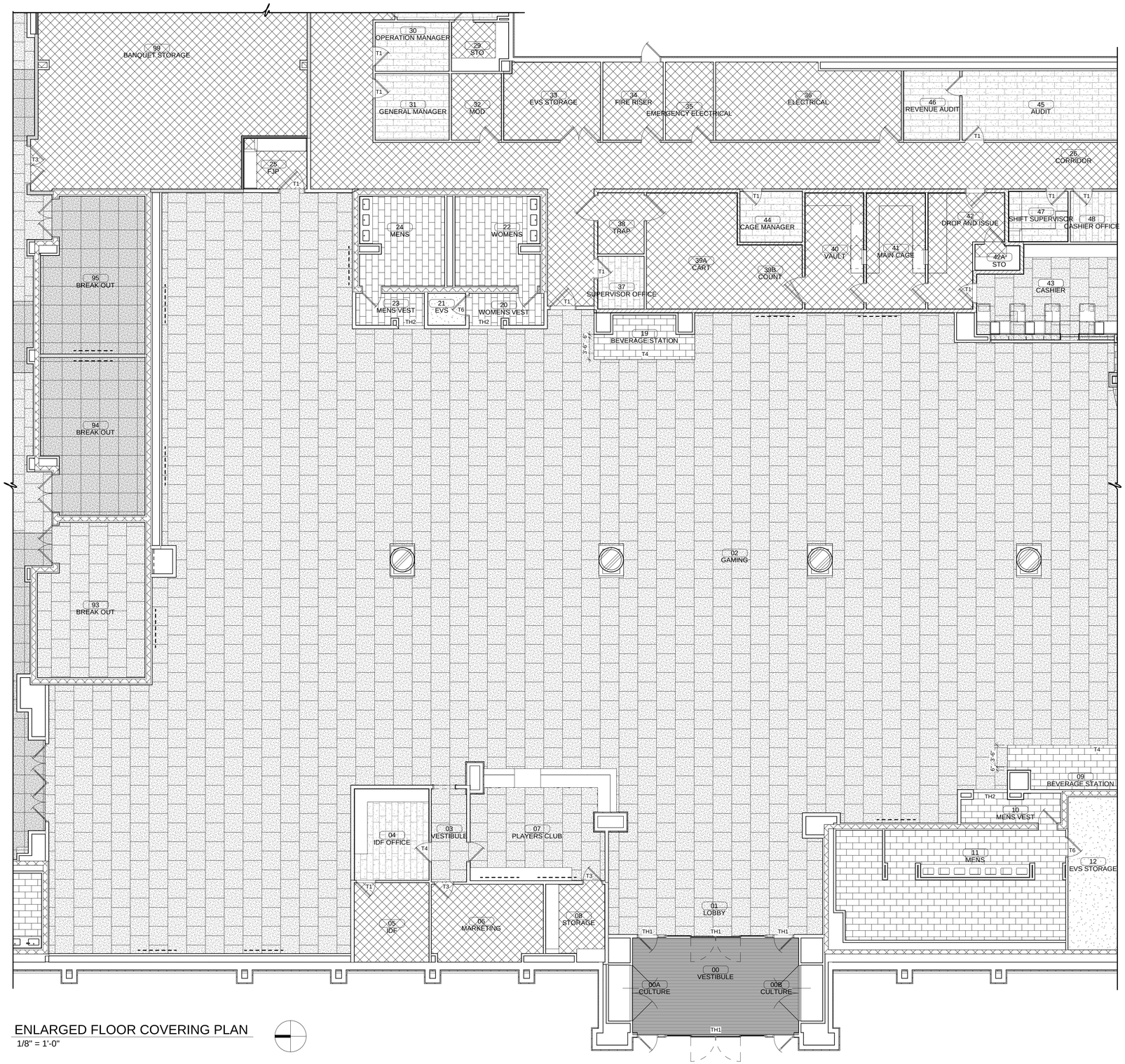

ENLARGED FLOOR COVERING PLAN

1/8" = 1'-0"

FLOOR COVERING SYMBOLS

	ENTRY MAT (EM)
	VINYL TILE (VT)
	CARPET (CPT-1)
	CARPET (CPT-2)
	CARPET (CPT-3)
	CARPET (CPT-4)
	CARPET (CPT-5)
	PORCELAIN TILE FLOOR (PTF-1)
	PORCELAIN TILE FLOOR (PTF-2)
	VINYL COMPOSITION TILE (VCT)
	EXPOSED CONCRETE - SEALED (ECS)
	URETHANE CEMENT FLOOR (UC)
TH1	METAL THRESHOLD
TH2	MARBLE THRESHOLD
T1	SCHLUTER TRANSITION
T2	SCHLUTER TRANSITION
T3	SCHLUTER TRANSITION
T4	RUBBER TRANSITION
T5	RUBBER TRANSITION
T6	SCHLUTER TRANSITION

NOTES:

1. COORDINATE ALL FLOOR DRAINS, SINKS & CLEAN OUTS W/ PLUMBING - IF DISCREPANCIES OCCUR NOTIFY ARCHITECT.
2. COORDINATE ALL FLOOR RECEPTACLES W/ ELECTRICAL - IF DISCREPANCIES OCCUR NOTIFY ARCHITECT.

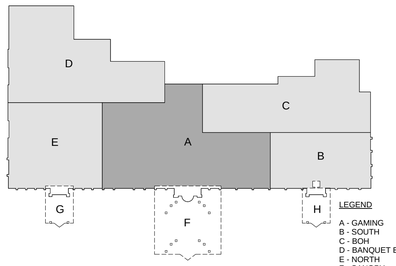

LEGEND

A - GAMING
B - SOUTH
C - BOH
D - BANQUET BOH
E - NORTH
F - CANOPY
G - CANOPY
H- CANOPY

James R. Childers Architect, Inc.
45 South 4th Street
Fort Smith, AR 72901
479-783-2480
www.childersarchitect.com

PROFESSIONAL SEAL:

STATE OF OKLAHOMA
JAMES R. CHILDERS
REGISTERED ARCHITECT

CONSULTANT LOGO:

CLIENT:

CHEROKEE NATION Entertainment
Cherokee CASINO

CHEROKEE NATION ENTERTAINMENT
TAHLEQUAH CASINO
TAHLEQUAH, OKLAHOMA

PROJECT PHASE:

BID PACKAGE 6

REVISIONS

#	DATE	DESCRIPTION
1	07/18/18	ADDENDUM 16

DATE: 06/22/18
JOB NUMBER: 17-16

SHEET NUMBER:

A6.1

ENLARGED FLOOR COVERING PLAN - GAMING

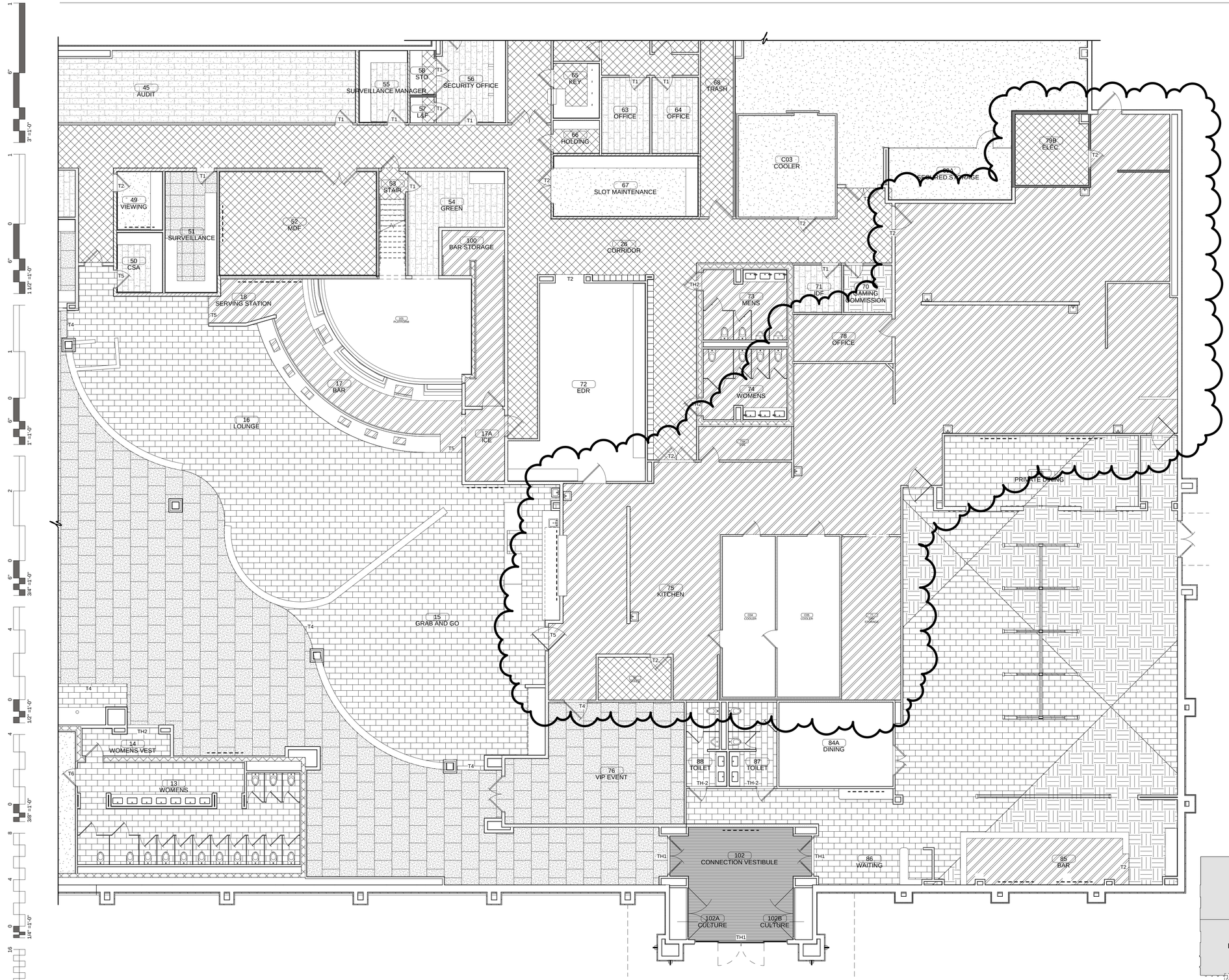

ENLARGED FLOOR COVERING PLAN

1/8" = 1'-0"

FLOOR COVERING SYMBOLS

	ENTRY MAT (EM)
	VINYL TILE (VT)
	CARPET (CPT-1)
	CARPET (CPT-2)
	CARPET (CPT-3)
	CARPET (CPT-4)
	CARPET (CPT-5)
	PORCELAIN TILE FLOOR (PTF-1)
	PORCELAIN TILE FLOOR (PTF-2)
	VINYL COMPOSITION TILE (VCT)
	EXPOSED CONCRETE - SEALED (ECS)
	URETHANE CEMENT FLOOR (UC)
TH1	METAL THRESHOLD
TH2	MARBLE THRESHOLD
T1	SCHLUTER TRANSITION
T2	SCHLUTER TRANSITION
T3	SCHLUTER TRANSITION
T4	RUBBER TRANSITION
T5	RUBBER TRANSITION
T6	SCHLUTER TRANSITION

NOTES:

1. COORDINATE ALL FLOOR DRAINS, SINKS & CLEAN OUTS W/ PLUMBING - IF DISCREPANCIES OCCUR NOTIFY ARCHITECT.
2. COORDINATE ALL FLOOR RECEPTACLES W/ ELECTRICAL - IF DISCREPANCIES OCCUR NOTIFY ARCHITECT.

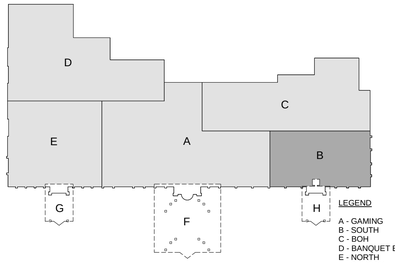

LEGEND

A - GAMING
B - SOUTH
C - BOH
D - BANQUET BOH
E - NORTH
F - CANOPY
G - CANOPY
H- CANOPY

James R. Childers Architect, Inc.
45 South 4th Street
Fort Smith, AR 72901
479-783-2480
www.childersarchitect.com

PROFESSIONAL SEAL:

STATE OF OKLAHOMA JAMES R. CHILDERS REGISTERED ARCHITECT

CONSULTANT LOGO:

CLIENT:

CHEROKEE NATION Entertainment

Cherokee CASINO

CHEROKEE NATION ENTERTAINMENT
TAHLEQUAH CASINO
TAHLEQUAH, OKLAHOMA

PROJECT PHASE:

BID PACKAGE 6

REVISIONS

#	DATE	DESCRIPTION
1	07/18/18	ADDENDUM 16

DATE:	JOB NUMBER:
06/22/18	17-06

SHEET NUMBER:

A6.2

ENLARGED FLOOR COVERING PLAN - SOUTH

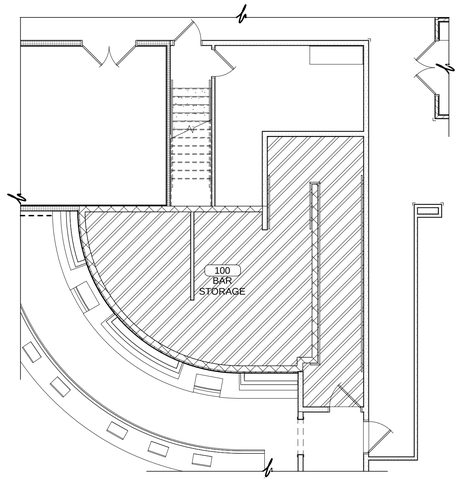

1 ENLARGED FLOOR PLAN
1/8" = 1'-0"

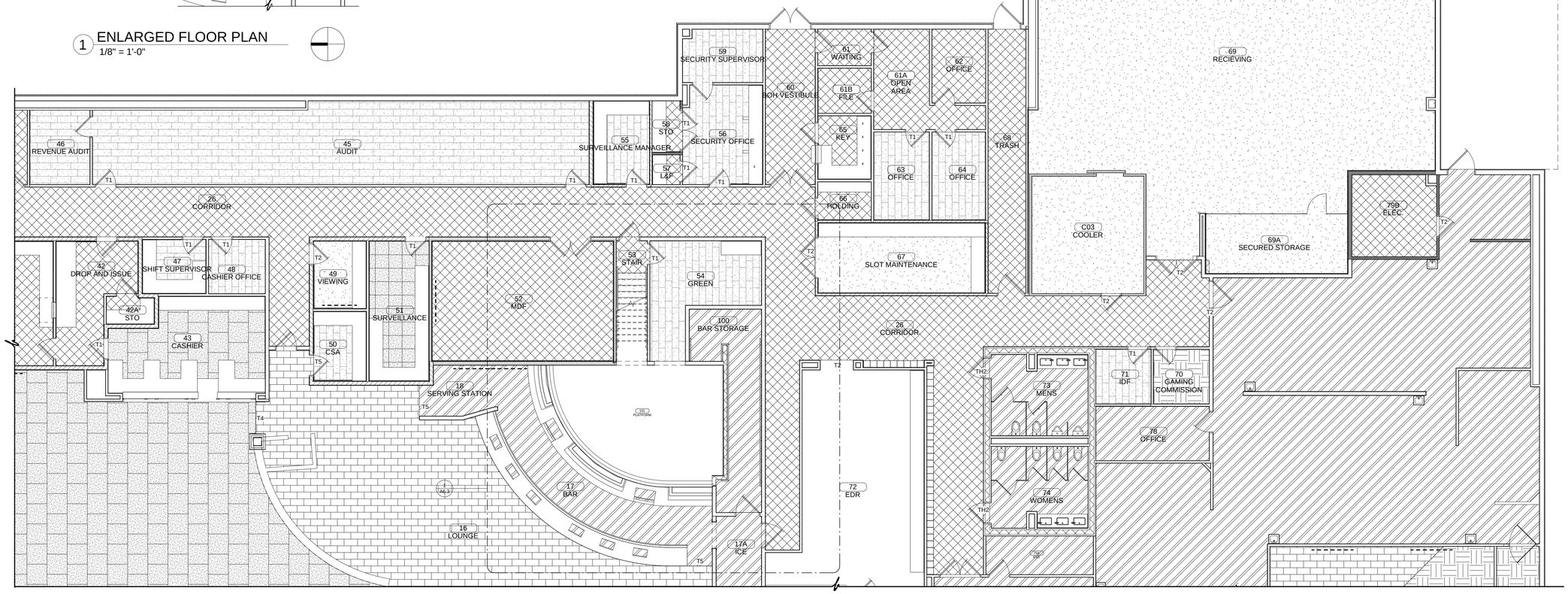

ENLARGED FLOOR COVERING PLAN
1/8" = 1'-0"

FLOOR COVERING SYMBOLS

	ENTRY MAT (EM)		CARPET (CPT-4)		URETHANE CEMENT FLOOR (UC)	T2	SCHLUTER TRANSITION
	VINYL TILE (VT)		CARPET (CPT-5)		EXPOSED CONCRETE - SEALED (ECS)	T3	SCHLUTER TRANSITION
	CARPET (CPT-1)		PORCELAIN TILE FLOOR (PTF-1)	TH1	METAL THRESHOLD	T4	RUBBER TRANSITION
	CARPET (CPT-2)		PORCELAIN TILE FLOOR (PTF-2)	TH2	MARBLE THRESHOLD	T5	RUBBER TRANSITION
	CARPET (CPT-3)		VINYL COMPOSITION TILE (VCT)	T1	SCHLUTER TRANSITION	T6	SCHLUTER TRANSITION

NOTES:

1. COORDINATE ALL FLOOR DRAINS, SINKS & CLEAN OUTS W/ PLUMBING - IF DISCREPANCIES OCCUR NOTIFY ARCHITECT.
2. COORDINATE ALL FLOOR RECEPTACLES W/ ELECTRICAL - IF DISCREPANCIES OCCUR NOTIFY ARCHITECT.

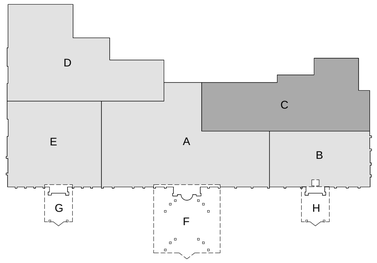

LEGEND

A - GAMING
B - SOUTH
C - BOH
D - BANQUET BOH
E - NORTH
F - CANOPY
G - CANOPY
H- CANOPY

James R. Childers Architect, Inc.
45 South 4th Street
Fort Smith, AR 72901
479-783-2480
www.childersarchitect.com

PROFESSIONAL SEAL:

CONSULTANT LOGO:

CLIENT:

CHEROKEE NATION ENTERTAINMENT
TAHLEQUAH CASINO
TAHLEQUAH, OKLAHOMA

PROJECT PHASE:
BID PACKAGE 6

REVISIONS

#	DATE	DESCRIPTION
1	06/26/18	RFI 87
2	07/18/18	ADDENDUM 16

DATE: 06/22/18
JOB NUMBER: 17-06

SHEET NUMBER:
A6.3

ENLARGED FLOOR COVERING PLAN - BOH

FLOOR COVERING SYMBOLS

	ENTRY MAT (EM)		CARPET (CPT-4)		URETHANE CEMENT FLOOR (UC)	T2	SCHLUTER TRANSITION
	VINYL TILE (VT)		CARPET (CPT-5)		EXPOSED CONCRETE - SEALED (ECS)	T3	SCHLUTER TRANSITION
	CARPET (CPT-1)		PORCELAIN TILE FLOOR (PTF-1)	TH1	METAL THRESHOLD	T4	RUBBER TRANSITION
	CARPET (CPT-2)		PORCELAIN TILE FLOOR (PTF-2)	TH2	MARBLE THRESHOLD	T5	RUBBER TRANSITION
	CARPET (CPT-3)		VINYL COMPOSITION TILE (VCT)	T1	SCHLUTER TRANSITION	T6	SCHLUTER TRANSITION

NOTES:

1. COORDINATE ALL FLOOR DRAINS, SINKS & CLEAN OUTS W/ PLUMBING - IF DISCREPANCIES OCCUR NOTIFY ARCHITECT.
2. COORDINATE ALL FLOOR RECEPTACLES W/ ELECTRICAL - IF DISCREPANCIES OCCUR NOTIFY ARCHITECT.

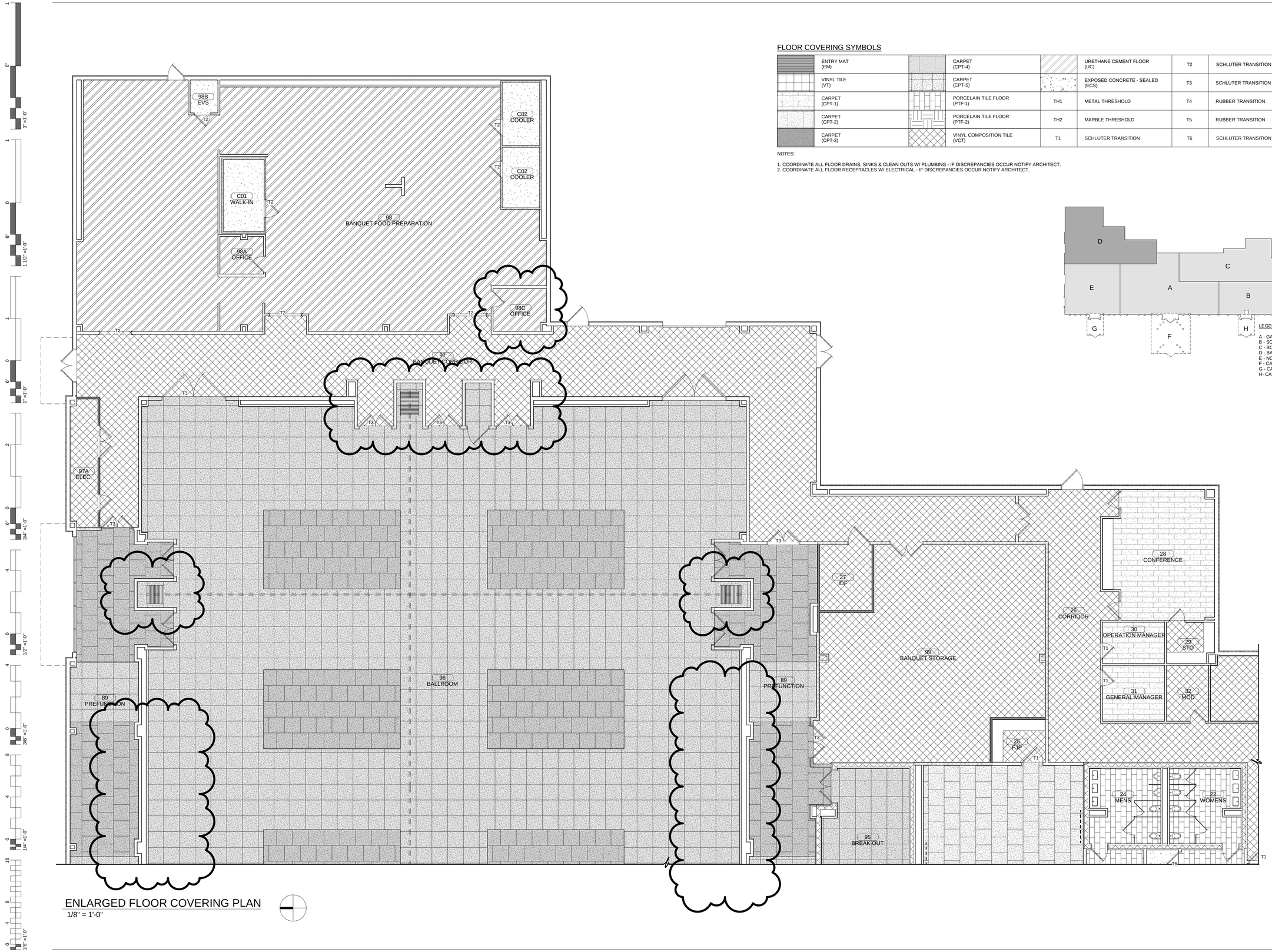

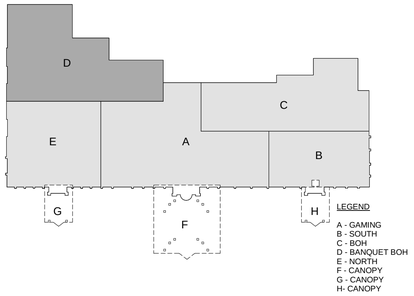

ENLARGED FLOOR COVERING PLAN

1/8" = 1'-0"

James R. Childers Architect, Inc.
45 South 4th Street
Fort Smith, AR 72901
479-783-2480
www.childersarchitect.com

PROFESSIONAL SEAL:

STATE OF OKLAHOMA
JAMES R. CHILDERS
REGISTERED ARCHITECT

CONSULTANT LOGO:

CLIENT:

CHEROKEE NATION Entertainment

Cherokee CASINO

CHEROKEE NATION ENTERTAINMENT
TAHLEQUAH CASINO
TAHLEQUAH, OKLAHOMA

PROJECT PHASE:

BID PACKAGE 6

REVISIONS

#	DATE	DESCRIPTION
1	07/18/18	ADDENDUM 16

DATE: 06/22/18

JOB NUMBER: 17-06

SHEET NUMBER: A6.4

ENLARGED FLOOR COVERING PLAN - BANQUET BOH

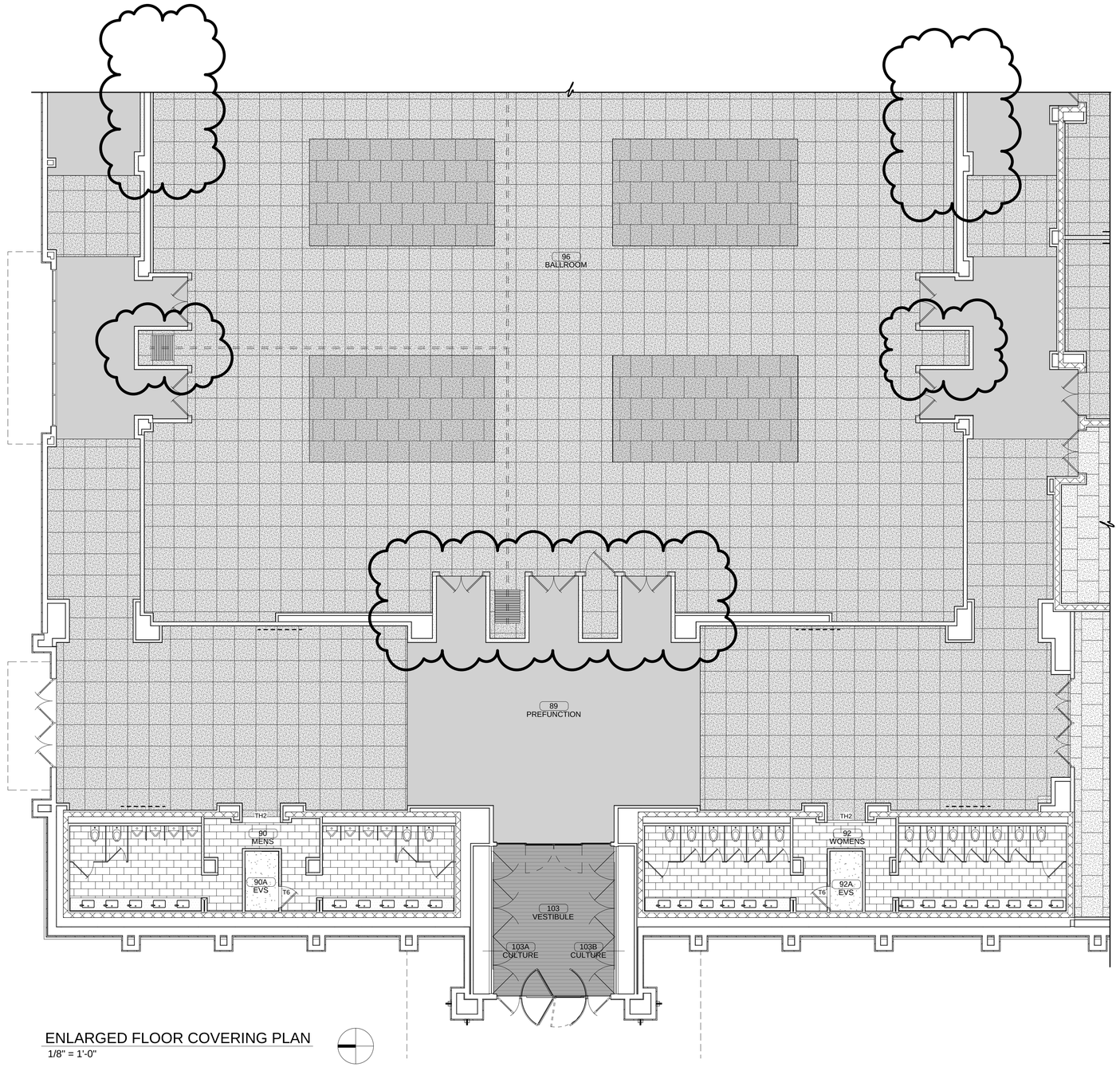

ENLARGED FLOOR COVERING PLAN

1/8" = 1'-0"

FLOOR COVERING SYMBOLS

	ENTRY MAT (EM)
	VINYL TILE (VT)
	CARPET (CPT-1)
	CARPET (CPT-2)
	CARPET (CPT-3)
	CARPET (CPT-4)
	CARPET (CPT-5)
	PORCELAIN TILE FLOOR (PTF-1)
	PORCELAIN TILE FLOOR (PTF-2)
	VINYL COMPOSITION TILE (VCT)
	EXPOSED CONCRETE - SEALED (ECS)
	URETHANE CEMENT FLOOR (UC)
TH1	METAL THRESHOLD
TH2	MARBLE THRESHOLD
T1	SCHLUTER TRANSITION
T2	SCHLUTER TRANSITION
T3	SCHLUTER TRANSITION
T4	RUBBER TRANSITION
T5	RUBBER TRANSITION
T6	SCHLUTER TRANSITION

NOTES:

1. COORDINATE ALL FLOOR DRAINS, SINKS & CLEAN OUTS W/ PLUMBING - IF DISCREPANCIES OCCUR NOTIFY ARCHITECT.
2. COORDINATE ALL FLOOR RECEPTACLES W/ ELECTRICAL - IF DISCREPANCIES OCCUR NOTIFY ARCHITECT.

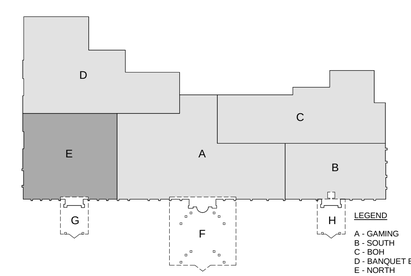

LEGEND

A - GAMING
B - SOUTH
C - BOH
D - BANQUET BOH
E - NORTH
F - CANOPY
G - CANOPY
H- CANOPY

James R. Childers Architect, Inc.
45 South 4th Street
Fort Smith, AR 72901
479-783-2480
www.childersarchitect.com

PROFESSIONAL SEAL:

CONSULTANT LOGO:

CLIENT:

CHEROKEE NATION Entertainment
Cherokee CASINO

CHEROKEE NATION ENTERTAINMENT
TAHLEQUAH CASINO
TAHLEQUAH, OKLAHOMA

PROJECT PHASE:
BID PACKAGE 6

REVISIONS

#	DATE	DESCRIPTION
1	07/18/18	ADDENDUM 16

DATE: 06/22/18
JOB NUMBER: 17-06
SHEET NUMBER: A6.5

ENLARGED FLOOR COVERING PLAN - NORTH

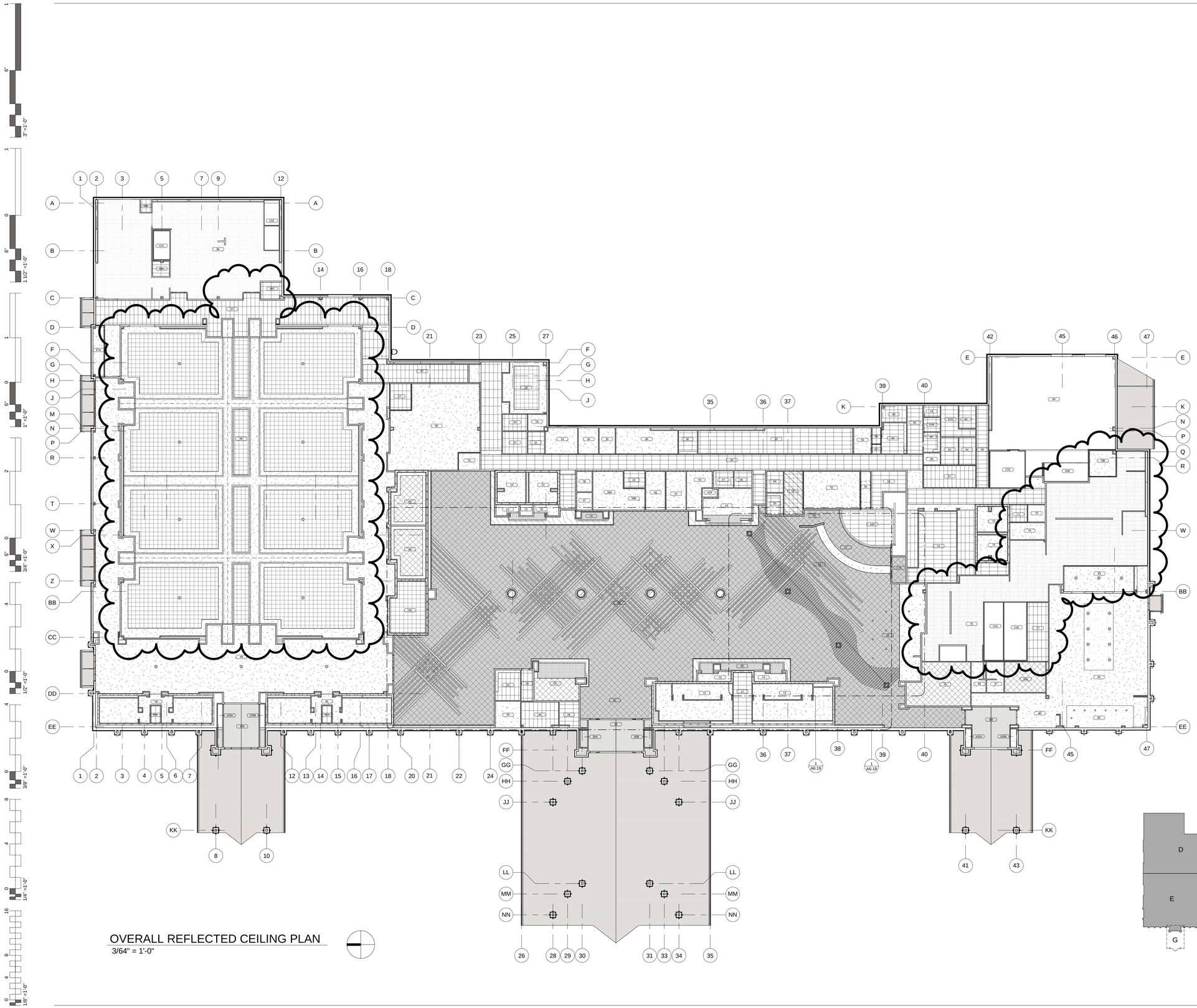

OVERALL REFLECTED CEILING PLAN

3/64" = 1'-0"

CEILING SYMBOLS

	OPEN CEILING (OPEN)
	PAINTED GYPSUM WALL BOARD (GYP)
	2' x 2' SUSPENDED ACOUSTICAL TILE (SA-2)
	2' x 4' SUSPENDED ACOUSTICAL TILE (SA-3)
	2' x 2' SUSPENDED ACOUSTICAL TILE (SA-7)
	2' x 4' SUSPENDED ACOUSTICAL TILE (SA-8)
	2' x 2' OPEN GRID SYSTEM (SA-10)
	WOOD CEILING
	MOZ PANEL - 1
	PLAM - 1

NOTES:

1. CEILINGS TO BE LAID OUT IN ACCORDANCE WITH REFLECTED CEILING PLAN.
2. ALL B.O.H. OPEN CEILINGS TO BE PAINTED P-4 U.N.O.

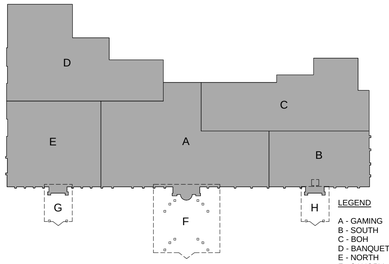

LEGEND

A - GAMING
B - SOUTH
C - BOH
D - BANQUET BOH
E - NORTH
F - CANOPY
G - CANOPY
H- CANOPY

James R. Childers Architect, Inc.
45 South 4th Street
Fort Smith, AR 72901
479-783-2480
www.childersarchitect.com

PROFESSIONAL SEAL:

CONSULTANT LOGO:

CLIENT:

CHEROKEE NATION ENTERTAINMENT
TAHLEQUAH CASINO
TAHLEQUAH, OKLAHOMA

PROJECT PHASE:

BID PACKAGE 6

REVISIONS

#	DATE	DESCRIPTION
1	04.27.18	Addendum 05
2	07/01/18	ADDENDUM 11
3	07/18/18	ADDENDUM 16

DATE: 06/22/18
JOB NUMBER: 17-06
SHEET NUMBER: A6.10

OVERALL REFLECTED CEILING PLAN

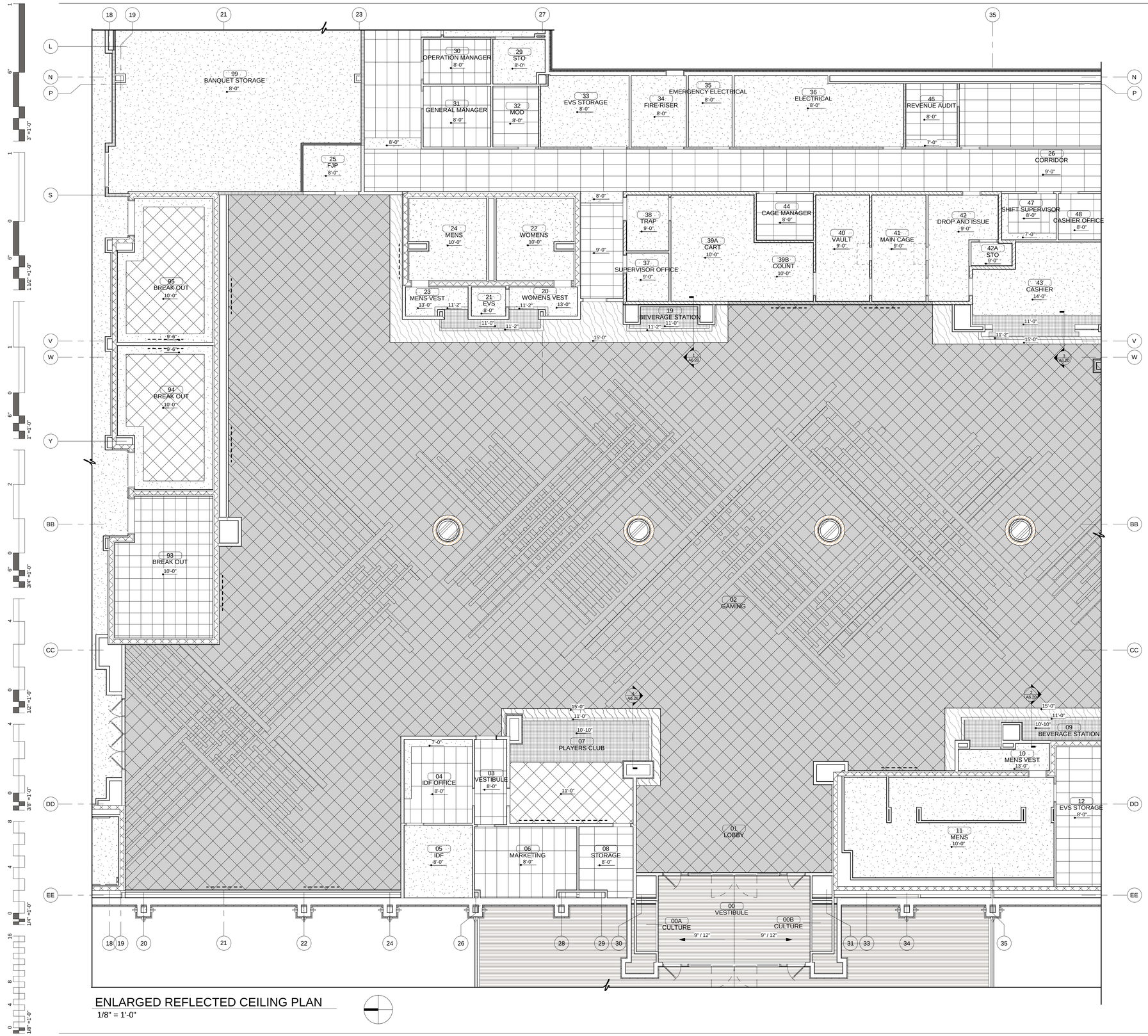

ENLARGED REFLECTED CEILING PLAN

1/8" = 1'-0"

CEILING SYMBOLS

	OPEN CEILING (OPEN)
	PAINTED GYPSUM WALL BOARD (GYP)
	2' x 2' SUSPENDED ACOUSTICAL TILE (SA-2)
	2' x 4' SUSPENDED ACOUSTICAL TILE (SA-3)
	2' x 2' SUSPENDED ACOUSTICAL TILE (SA-7)
	2' x 4' SUSPENDED ACOUSTICAL TILE (SA-8)
	2' x 2' OPEN GRID SYSTEM (SA-10)
	WOOD CEILING
	PL -5
	PL - 2

NOTES:

1. CEILINGS TO BE LAID OUT IN ACCORDANCE WITH REFLECTED CEILING PLAN.
2. ALL OPEN CEILINGS TO BE PAINTED P-4 U.N.O.

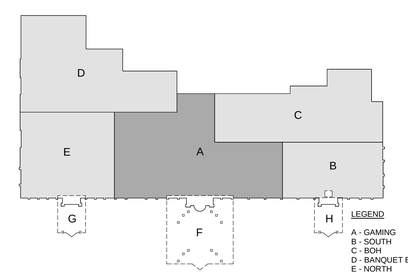

LEGEND

A - GAMING
B - SOUTH
C - BOH
D - BANQUET BOH
E - NORTH
F - CANOPY
G - CANOPY
H- CANOPY

James R. Childers Architect, Inc.
45 South 4th Street
Fort Smith, AR 72901
479-783-2480
www.childersarchitect.com

PROFESSIONAL SEAL:

STATE OF OKLAHOMA JAMES R. CHILDERS REGISTERED ARCHITECT

CONSULTANT LOGO:

CLIENT:

CHEROKEE NATION Entertainment

Cherokee CASINO

CHEROKEE NATION ENTERTAINMENT TAHLEQUAH CASINO

TAHLEQUAH, OKLAHOMA

PROJECT PHASE:

BID PACKAGE 6

REVISIONS

#	DATE	DESCRIPTION
1	04.27.18	Addendum 05
2	07/01/18	ADDENDUM 11
3	07/11/18	ADDENDUM 14

DATE: 06/22/18

JOB NUMBER: 17-06

SHEET NUMBER:

A6.11

ENLARGED REFLECTED CEILING PLAN - GAMING

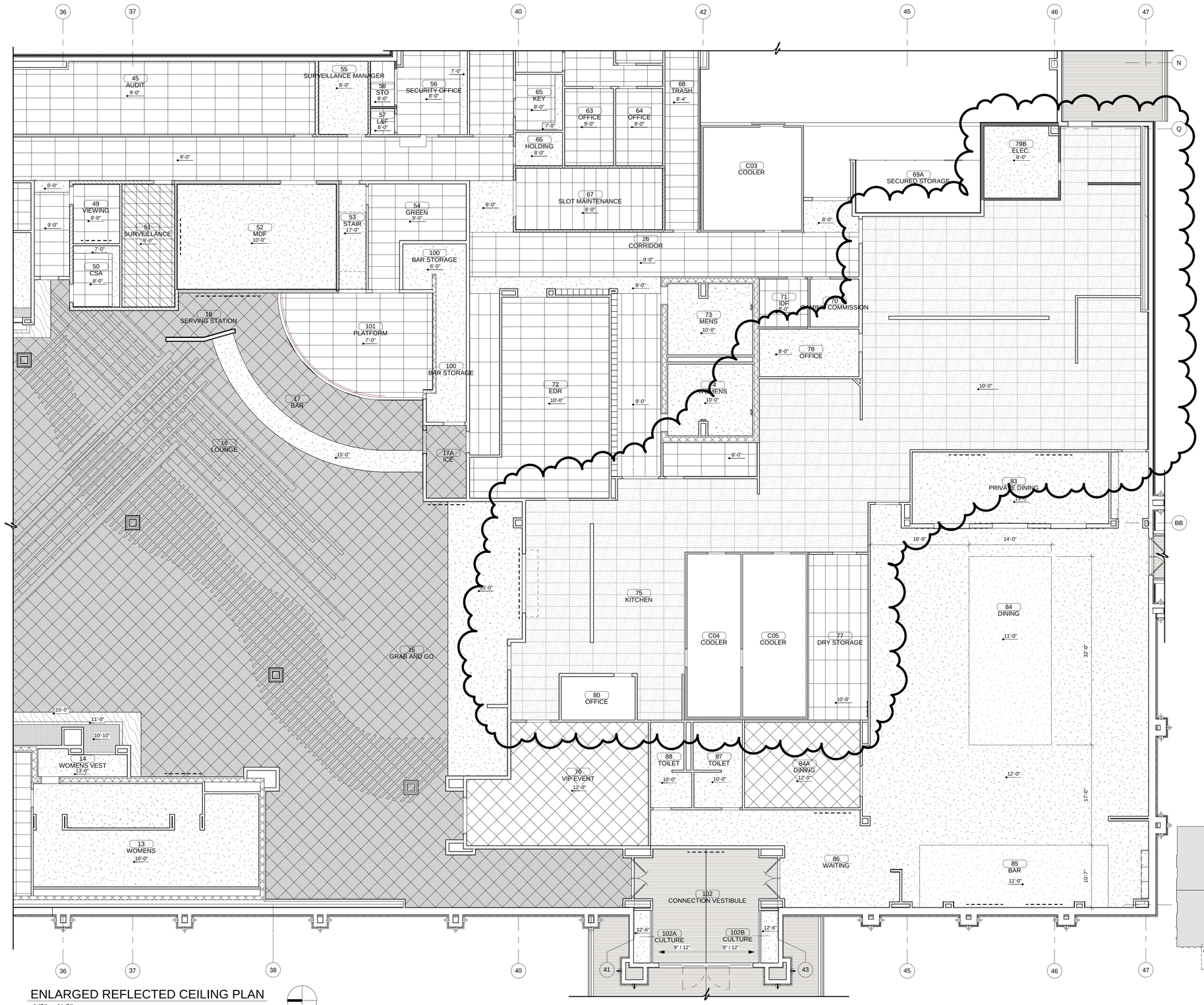

ENLARGED REFLECTED CEILING PLAN

1/8" = 1'-0"

CEILING SYMBOLS

	OPEN CEILING (OPEN)
	PAINTED GYPSUM WALL BOARD (GYP)
	2' x 2' SUSPENDED ACOUSTICAL TILE (SA-2)
	2' x 4' SUSPENDED ACOUSTICAL TILE (SA-3)
	2' x 2' SUSPENDED ACOUSTICAL TILE (SA-7)
	2' x 4' SUSPENDED ACOUSTICAL TILE (SA-8)
	2' x 2' OPEN GRID SYSTEM (SA-10)
	WOOD CEILING
	PL -5
	PL - 2

NOTES:

1. CEILINGS TO BE LAID OUT IN ACCORDANCE WITH REFLECTED CEILING PLAN.
2. ALL OPEN CEILINGS TO BE PAINTED P-4 U.N.O.

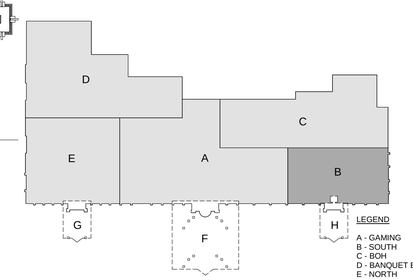

LEGEND

A - GAMING
B - SOUTH
C - BOH
D - BANQUET BOH
E - NORTH
F - CANOPY
G - CANOPY
H- CANOPY

James R. Childers Architect, Inc.
45 South 4th Street
Fort Smith, AR 72901
479-783-2480
www.childersarchitect.com

PROFESSIONAL SEAL:

STATE OF OKLAHOMA JAMES R. CHILDERS REGISTERED ARCHITECT

CONSULTANT LOGO:

CLIENT:

CHEROKEE NATION Entertainment

Cherokee CASINO

CHEROKEE NATION ENTERTAINMENT TAHLEQUAH CASINO

TAHLEQUAH, OKLAHOMA

PROJECT PHASE:

BID PACKAGE 6

REVISIONS

#	DATE	DESCRIPTION
1	04.27.18	Addendum 05
2	07/01/18	ADDENDUM 11
3	07/18/18	ADDENDUM 16

DATE: 06/22/18

JOB NUMBER: 17-06

SHEET NUMBER:

A6.12

ENLARGED REFLECTED CEILING PLAN - SOUTH

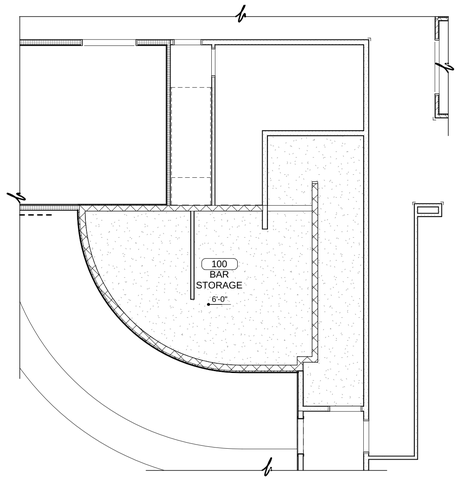

1 ENLARGED REFLECTED CEILING PLAN
1/8" = 1'-0"

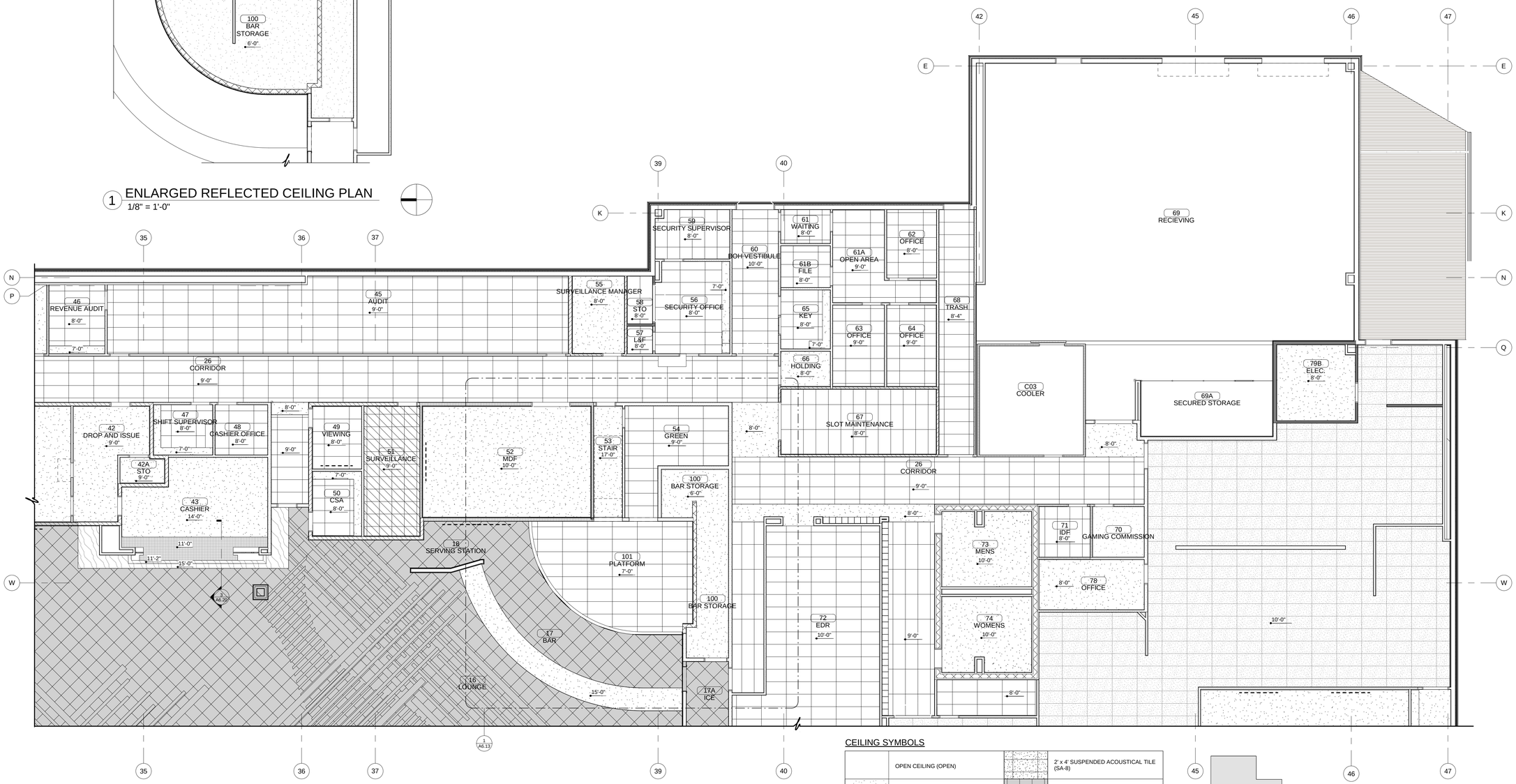

ENLARGED REFLECTED CEILING PLAN
1/8" = 1'-0"

CEILING SYMBOLS

	OPEN CEILING (OPEN)		2' x 4' SUSPENDED ACOUSTICAL TILE (SA-8)
	PAINTED GYPSUM WALL BOARD (GYP)		2' x 2' OPEN GRID SYSTEM (SA-10)
	2' x 2' SUSPENDED ACOUSTICAL TILE (SA-2)		WOOD CEILING
	2' x 4' SUSPENDED ACOUSTICAL TILE (SA-3)		PL -5
	2' x 2' SUSPENDED ACOUSTICAL TILE (SA-7)		PL - 2

NOTES:

1. CEILINGS TO BE LAID OUT IN ACCORDANCE WITH REFLECTED CEILING PLAN.
2. ALL OPEN CEILINGS TO BE PAINTED P-4 U.N.O.

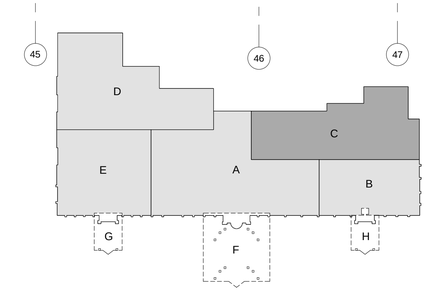

LEGEND

A - GAMING
B - SOUTH
C - BOH
D - BANQUET BOH
E - NORTH
F - CANOPY
G - CANOPY
H- CANOPY

James R. Childers Architect, Inc.
45 South 4th Street
Fort Smith, AR 72901
479-783-2480
www.childersarchitect.com

PROFESSIONAL SEAL:

STATE OF OKLAHOMA
JAMES R. CHILDERS
REGISTERED ARCHITECT

CONSULTANT LOGO:

CLIENT:

CHEROKEE NATION Entertainment
Cherokee CASINO

CHEROKEE NATION ENTERTAINMENT
TAHLEQUAH CASINO
TAHLEQUAH, OKLAHOMA

PROJECT PHASE:

BID PACKAGE 6

REVISIONS

#	DATE	DESCRIPTION
1	04.27.18	Addendum 05
2	07/01/18	ADDENDUM 11
3	06/29/18	RFI 87
4	07/18/18	ADDENDUM 16

DATE: 06/22/18
JOB NUMBER: 17-06

SHEET NUMBER:
A6.13

ENLARGED REFLECTED CEILING PLAN - BOH

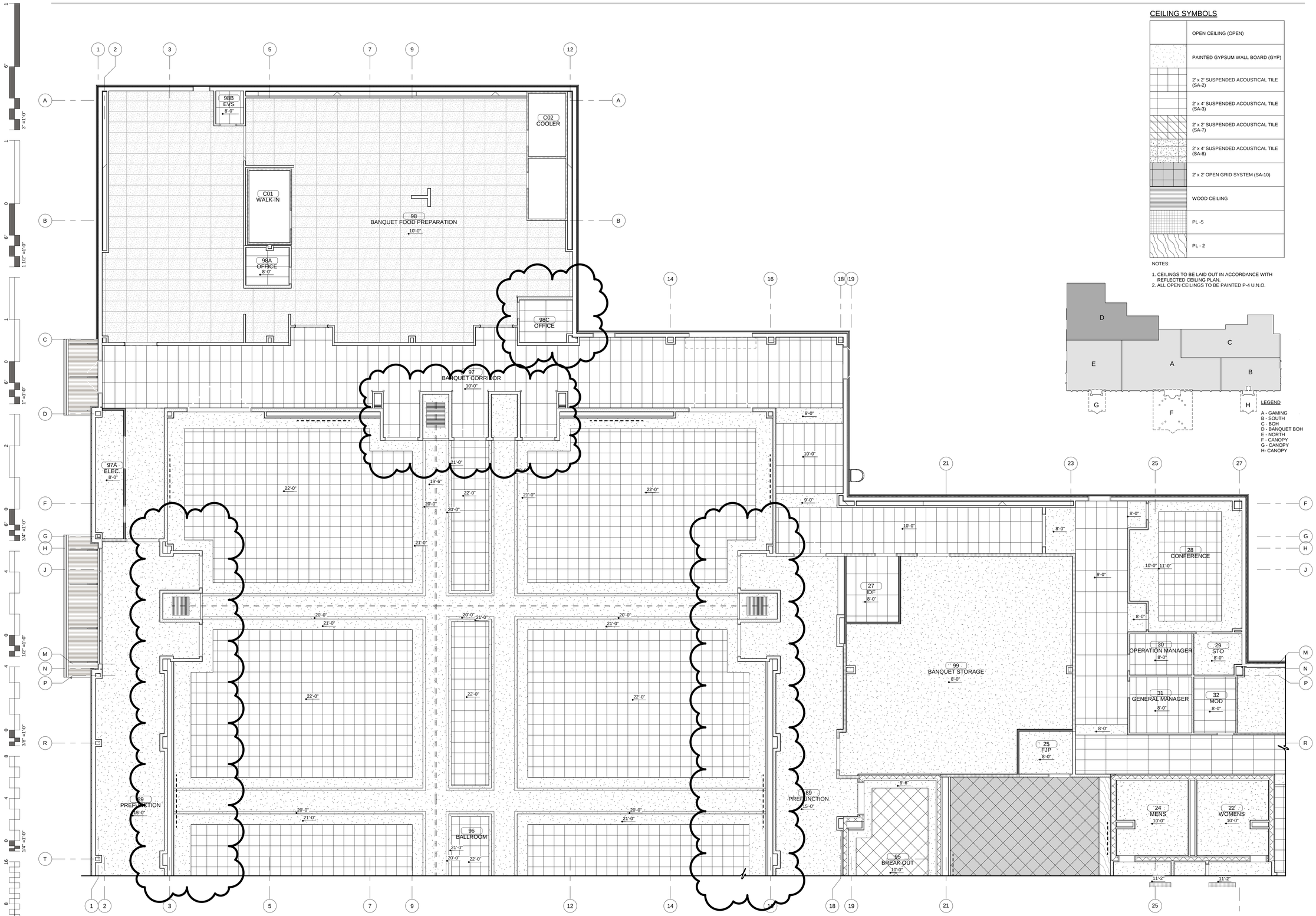

ENLARGED REFLECTED CEILING PLAN

1/8" = 1'-0"

CEILING SYMBOLS

	OPEN CEILING (OPEN)
	PAINTED GYPSUM WALL BOARD (GYP)
	2' x 2' SUSPENDED ACOUSTICAL TILE (SA-2)
	2' x 4' SUSPENDED ACOUSTICAL TILE (SA-3)
	2' x 2' SUSPENDED ACOUSTICAL TILE (SA-7)
	2' x 4' SUSPENDED ACOUSTICAL TILE (SA-8)
	2' x 2' OPEN GRID SYSTEM (SA-10)
	WOOD CEILING
	PL -5
	PL - 2

NOTES:

1. CEILINGS TO BE LAID OUT IN ACCORDANCE WITH REFLECTED CEILING PLAN.
2. ALL OPEN CEILINGS TO BE PAINTED P-4 U.N.O.

LEGEND

A - GAMING
B - SOUTH
C - BOH
D - BANQUET BOH
E - NORTH
F - CANOPY
G - CANOPY
H- CANOPY

James R. Childers Architect, Inc.
45 South 4th Street
Fort Smith, AR 72901
479-783-2480
www.childersarchitect.com

PROFESSIONAL SEAL:

STATE OF OKLAHOMA
JAMES R. CHILDERS
REGISTERED ARCHITECT

CONSULTANT LOGO:

CLIENT:

CHEROKEE NATION Entertainment
Cherokee CASINO

CHEROKEE NATION ENTERTAINMENT
TAHLEQUAH CASINO
TAHLEQUAH, OKLAHOMA

PROJECT PHASE:

BID PACKAGE 6

REVISIONS

#	DATE	DESCRIPTION
1	04.27.18	Addendum 05
2	07/01/18	ADDENDUM 11
3	07/11/18	ADDENDUM 14
4	07/18/18	ADDENDUM 16

DATE: 06/22/18

JOB NUMBER: 17-06

SHEET NUMBER: A6.14

ENLARGED REFLECTED CEILING PLAN - BANQUET BOH

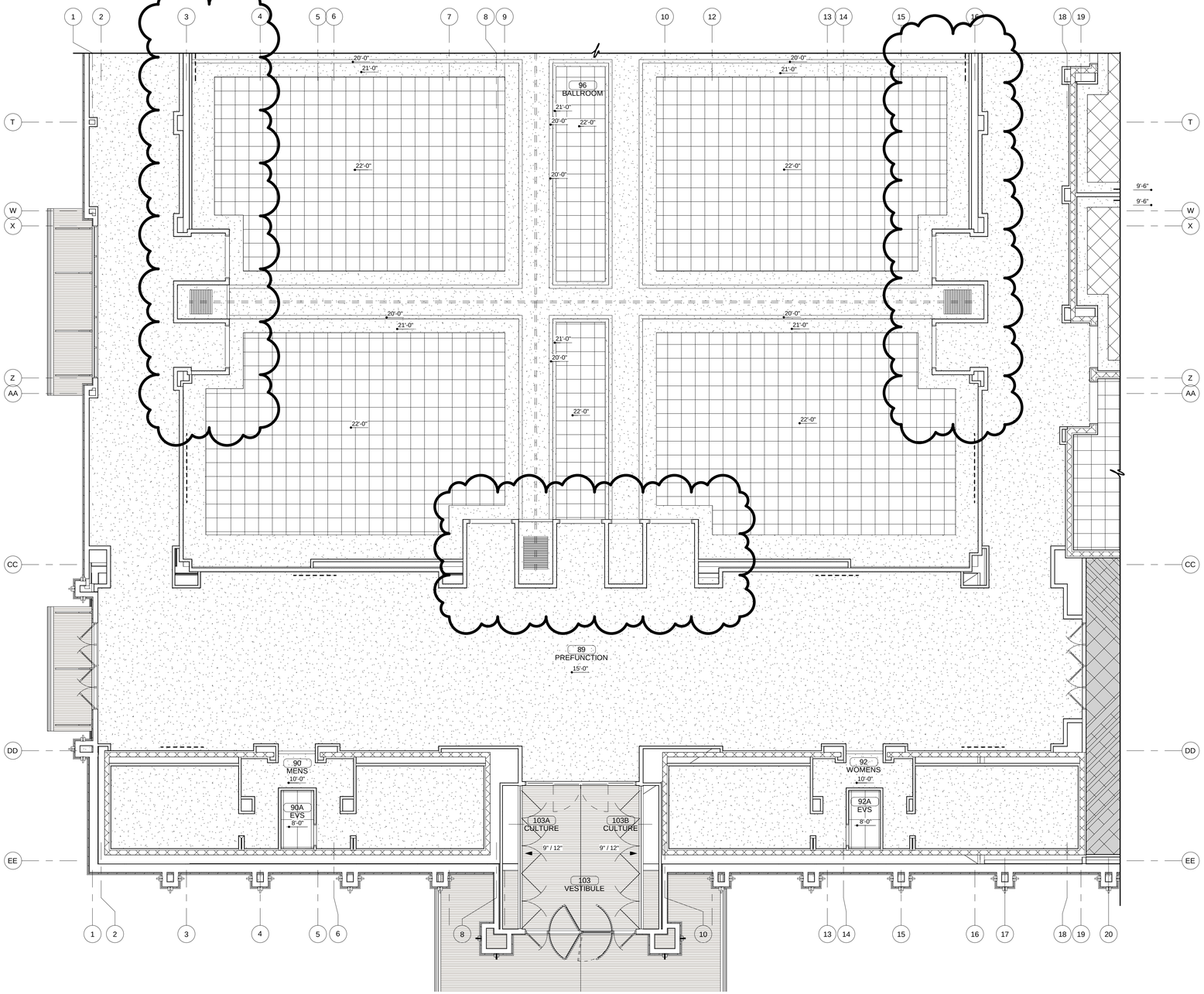

ENLARGED REFLECTED CEILING PLAN

1/8" = 1'-0"

CEILING SYMBOLS

	OPEN CEILING (OPEN)
	PAINTED GYPSUM WALL BOARD (GYP)
	2' x 2' SUSPENDED ACOUSTICAL TILE (SA-2)
	2' x 4' SUSPENDED ACOUSTICAL TILE (SA-3)
	2' x 2' SUSPENDED ACOUSTICAL TILE (SA-7)
	2' x 4' SUSPENDED ACOUSTICAL TILE (SA-8)
	2' x 2' OPEN GRID SYSTEM (SA-10)
	WOOD CEILING
	PL -5
	PL - 2

NOTES:

1. CEILINGS TO BE LAID OUT IN ACCORDANCE WITH REFLECTED CEILING PLAN.
2. ALL OPEN CEILINGS TO BE PAINTED P-4 U.N.O.

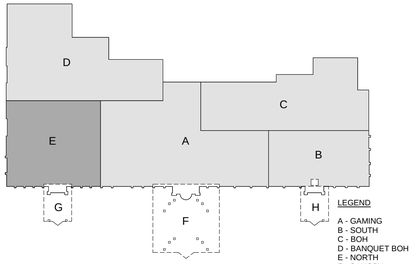

LEGEND

A - GAMING
B - SOUTH
C - BOH
D - BANQUET BOH
E - NORTH
F - CANOPY
G - CANOPY
H- CANOPY

James R. Childers Architect, Inc.
45 South 4th Street
Fort Smith, AR 72901
479-783-2480
www.childersarchitect.com

PROFESSIONAL SEAL:

CONSULTANT LOGO:

CLIENT:

CHEROKEE NATION Entertainment

Cherokee CASINO

CHEROKEE NATION ENTERTAINMENT
TAHLEQUAH CASINO
TAHLEQUAH, OKLAHOMA

PROJECT PHASE:

BID PACKAGE 6

REVISIONS

#	DATE	DESCRIPTION
1	04.27.18	Addendum 05
2	07/01/18	ADDENDUM 11
3	07/11/18	ADDENDUM 14
4	07/18/18	ADDENDUM 16

DATE: 06/22/18

JOB NUMBER: 17-06

SHEET NUMBER: A6.15

ENLARGED REFLECTED CEILING PLAN - NORTH

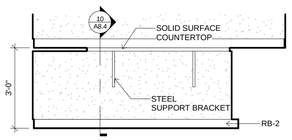

1 MILLWORK ELEVATION
3/8" = 1'-0" 41

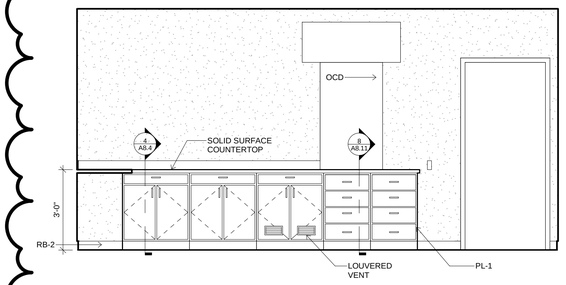

2 MILLWORK ELEVATION
3/8" = 1'-0" 41

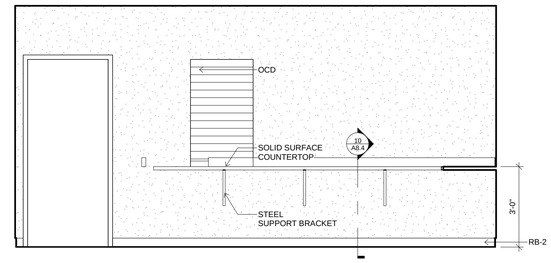

3 MILLWORK ELEVATION
3/8" = 1'-0" 41

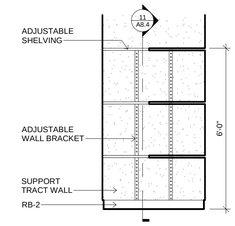

4 MILLWORK ELEVATION
3/8" = 1'-0" 42A

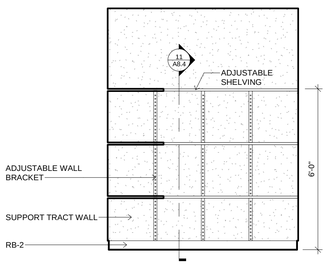

5 MILLWORK ELEVATION
3/8" = 1'-0" 42A

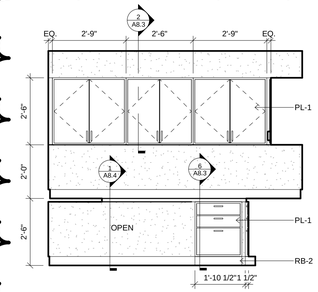

7 MILLWORK ELEVATION
3/8" = 1'-0" 47

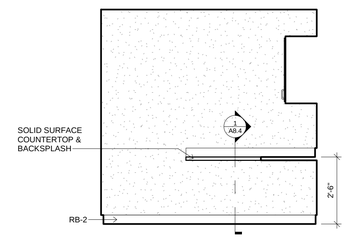

8 MILLWORK ELEVATION
3/8" = 1'-0" 47

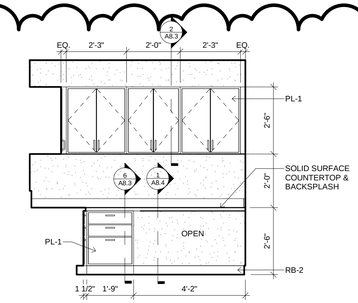

9 MILLWORK ELEVATION
3/8" = 1'-0" 47

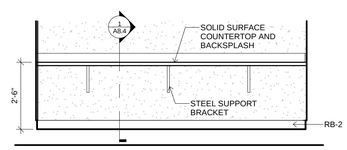

10 MILLWORK ELEVATION
3/8" = 1'-0" 49

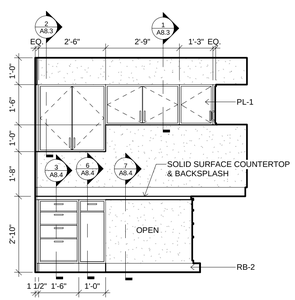

11 MILLWORK ELEVATION
3/8" = 1'-0" 50

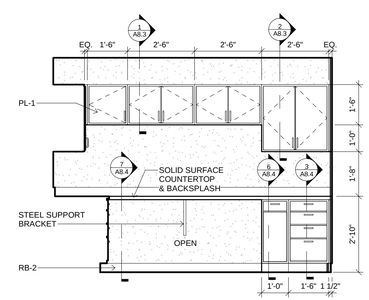

12 MILLWORK ELEVATION
3/8" = 1'-0" 50

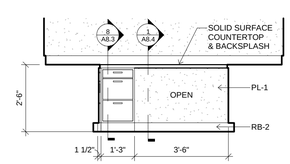

13 MILLWORK ELEVATION
3/8" = 1'-0" 51

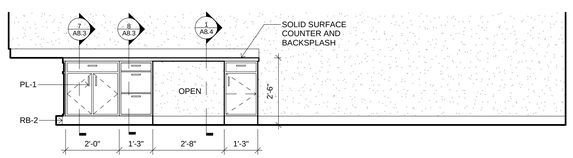

14 MILLWORK ELEVATION
3/8" = 1'-0" 51

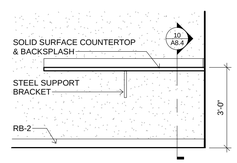

15 MILLWORK ELEVATION
3/8" = 1'-0" 54

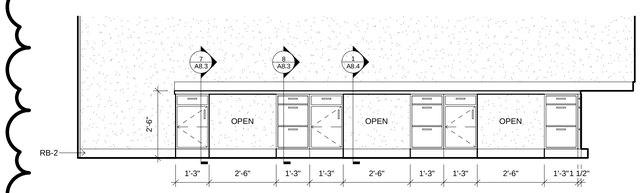

16 MILLWORK ELEVATION
3/8" = 1'-0" 51

James R. Childers
Architect, Inc.
45 South 4th Street
Fort Smith, AR 72901
479-783-2480
www.childersarchitect.com

PROFESSIONAL SEAL:

CONSULTANT LOGO:

CLIENT:

CHEROKEE NATION Entertainment

Cherokee CASINO

CHEROKEE NATION ENTERTAINMENT
TAHLEQUAH CASINO
TAHLEQUAH, OKLAHOMA

PROJECT PHASE:
BID PACKAGE 6

REVISIONS

#	DATE	DESCRIPTION
1	06/15/18	ADDENDUM 13
2	07/18/18	ADDENDUM 16

DATE: 06/22/18
JOB NUMBER: 17-06

SHEET NUMBER:
A8.1

MILLWORK ELEVATIONS

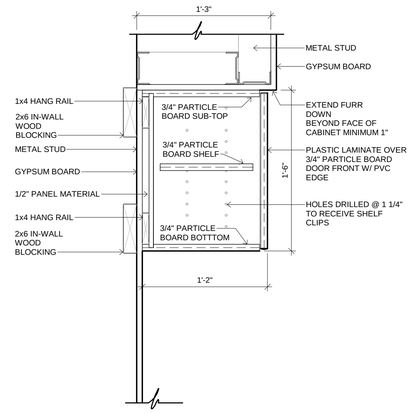

1 MILLWORK SECTION
1 1/2" = 1'-0"

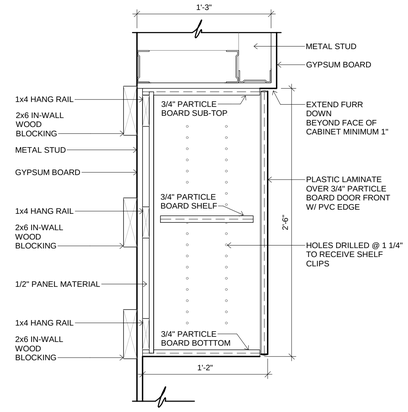

2 MILLWORK SECTION
1 1/2" = 1'-0"

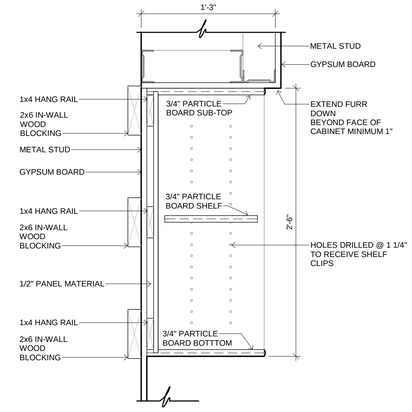

3 MILLWORK SECTION
1 1/2" = 1'-0"

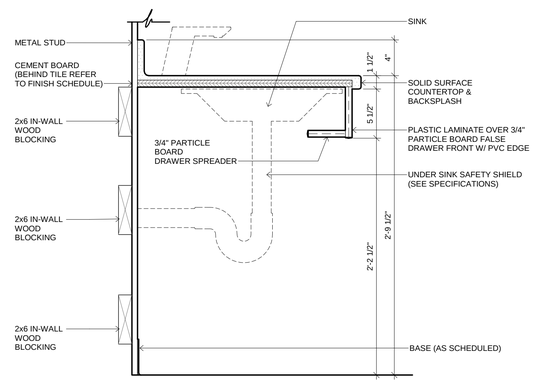

4 MILLWORK SECTION
1 1/2" = 1'-0"

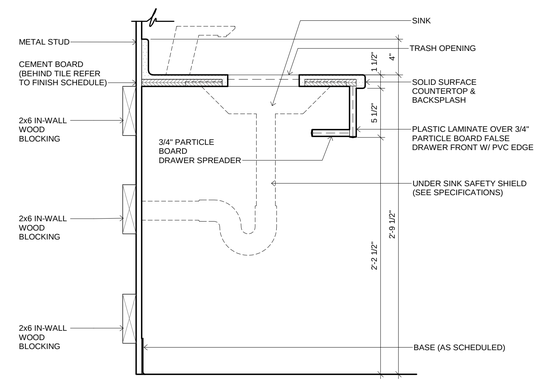

5 MILLWORK SECTION
1 1/2" = 1'-0"

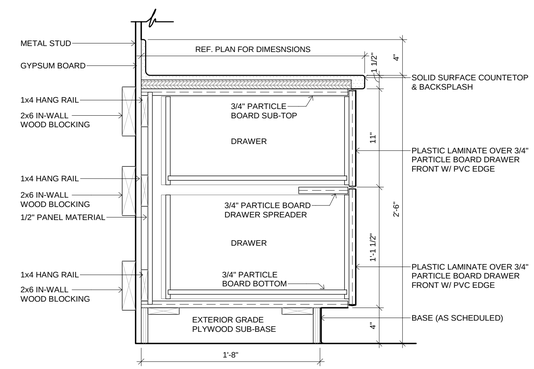

6 MILLWORK SECTION
1 1/2" = 1'-0"

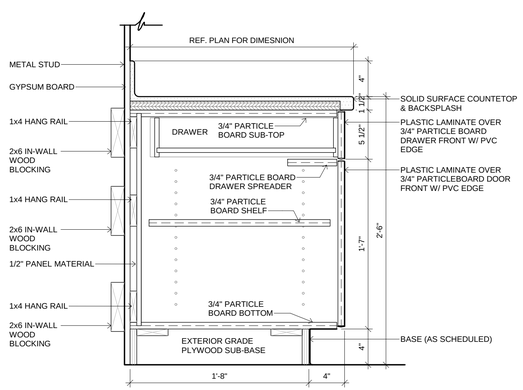

7 MILLWORK SECTION
1 1/2" = 1'-0"

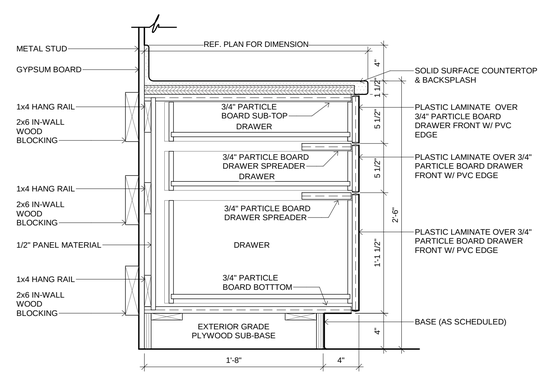

8 MILLWORK SECTION
1 1/2" = 1'-0"

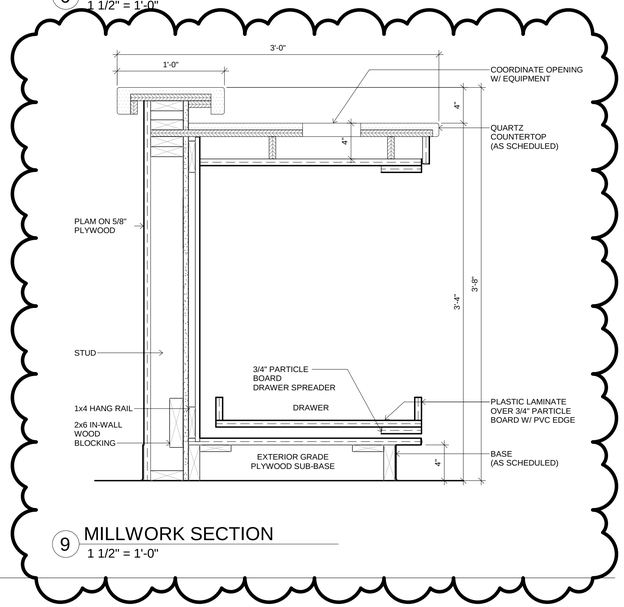

9 MILLWORK SECTION
1 1/2" = 1'-0"

James R. Childers Architect, Inc.
45 South 4th Street
Fort Smith, AR 72901
479-783-2480
www.childersarchitect.com

PROFESSIONAL SEAL:

CONSULTANT LOGO:

CLIENT:

CHEROKEE NATION Entertainment
Cherokee CASINO

CHEROKEE NATION ENTERTAINMENT
TAHLEQUAH CASINO
TAHLEQUAH, OKLAHOMA

PROJECT PHASE:
BID PACKAGE 6

REVISIONS

#	DATE	DESCRIPTION
1	07/18/18	ADDENDUM 16

DATE: 06/22/18
JOB NUMBER: 17-06

SHEET NUMBER:
A8.3

MILLWORK SECTIONS

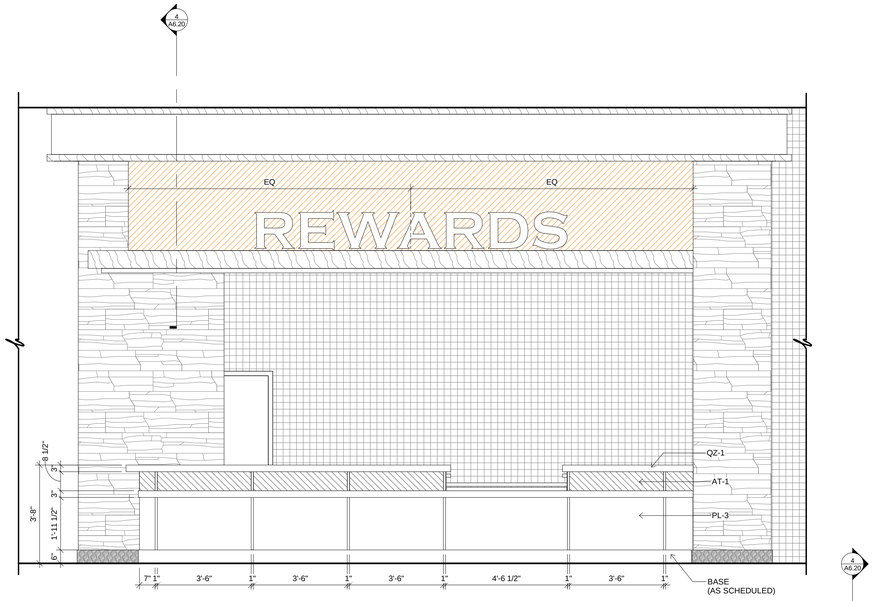

1 MILLWORK ELEVATION
3/8" = 1'-0" 07

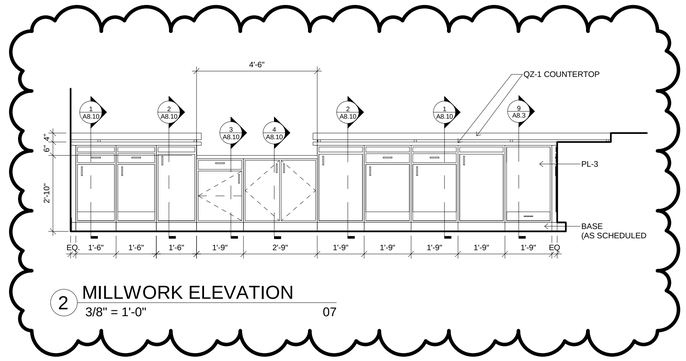

2 MILLWORK ELEVATION
3/8" = 1'-0" 07

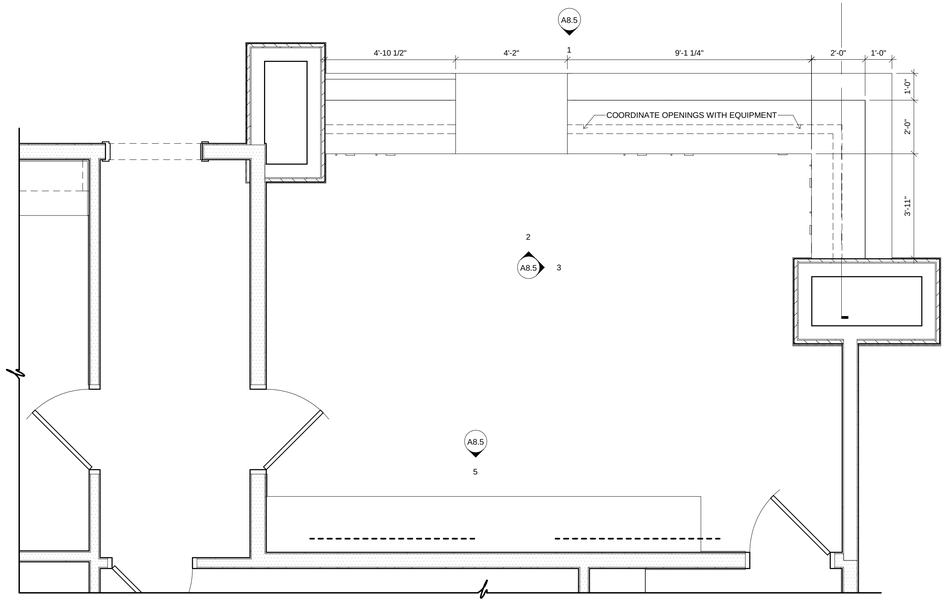

4 MILLWORK PLAN
3/8" = 1'-0" 07

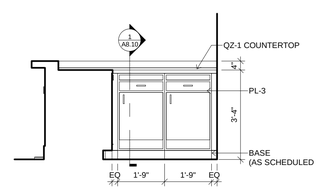

3 MILLWORK ELEVATION
3/8" = 1'-0" 07

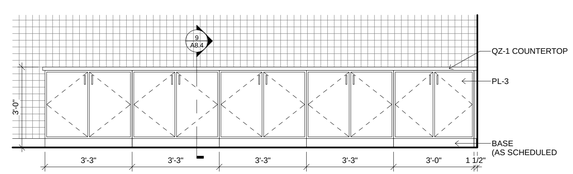

5 MILLWORK ELEVATION
3/8" = 1'-0" 07

James R. Childers
Architect, Inc.
45 South 4th Street
Fort Smith, AR 72901
479-783-2480
www.childersarchitect.com

PROFESSIONAL SEAL:

CONSULTANT LOGO:

CLIENT:

CHEROKEE NATION Entertainment
Cherokee CASINO

CHEROKEE NATION ENTERTAINMENT
TAHLEQUAH CASINO
TAHLEQUAH, OKLAHOMA

PROJECT PHASE:
BID PACKAGE 6

REVISIONS

#	DATE	DESCRIPTION
1	07/18/18	ADDENDUM 16

DATE: 06/22/18
JOB NUMBER: 17-06
SHEET NUMBER: A8.5

MILLWORK PLANS & ELEVATIONS

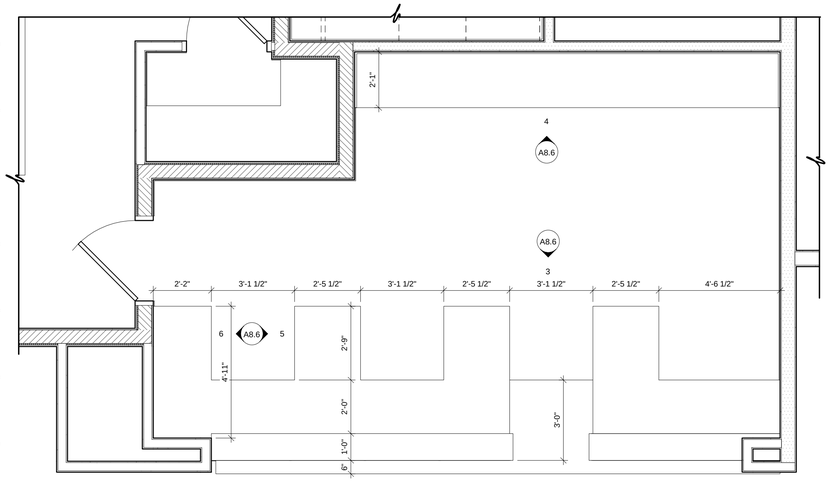

1 MILLWORK PLAN
3/8" = 1'-0" 43

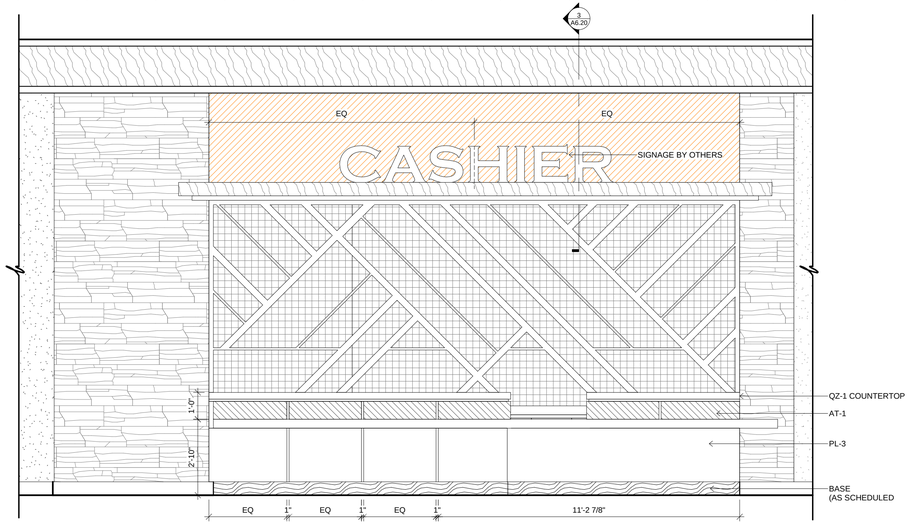

2 MILLWORK ELEVATION
3/8" = 1'-0" 43

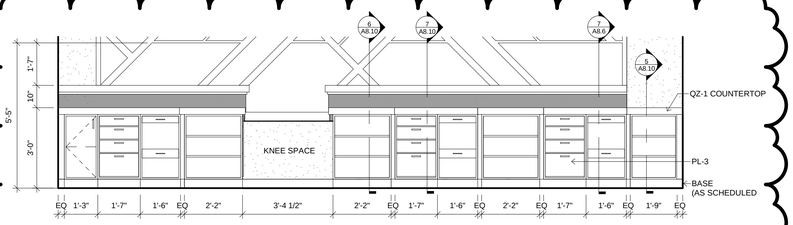

3 MILLWORK ELEVATION
3/8" = 1'-0" 43

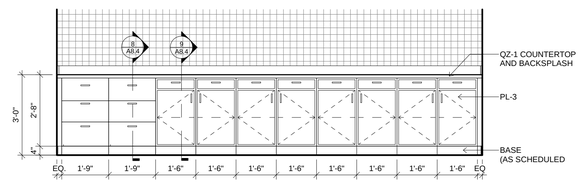

4 MILLWORK ELEVATION
3/8" = 1'-0" 43

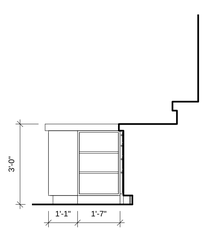

5 MILLWORK ELEVATION
3/8" = 1'-0" 43

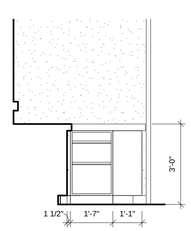

6 MILLWORK ELEVATION
3/8" = 1'-0" 43

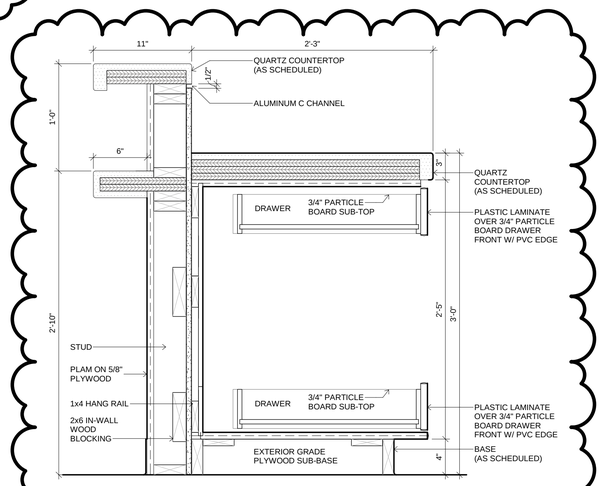

7 MILLWORK SECTION
1 1/2" = 1'-0"

James R. Childers
Architect, Inc.
45 South 4th Street
Fort Smith, AR 72901
479-783-2480
www.childersarchitect.com

PROFESSIONAL SEAL:

CONSULTANT LOGO:

CLIENT:

CHEROKEE NATION
Entertainment
Cherokee
CASINO

CHEROKEE NATION ENTERTAINMENT
TAHLEQUAH CASINO
TAHLEQUAH, OKLAHOMA

PROJECT PHASE:
BID PACKAGE 6

REVISIONS

#	DATE	DESCRIPTION
1	07/18/18	ADDENDUM 16

DATE: 06/22/18
JOB NUMBER: 17-06
SHEET NUMBER: A8.6

MILLWORK PLANS & ELEVATIONS

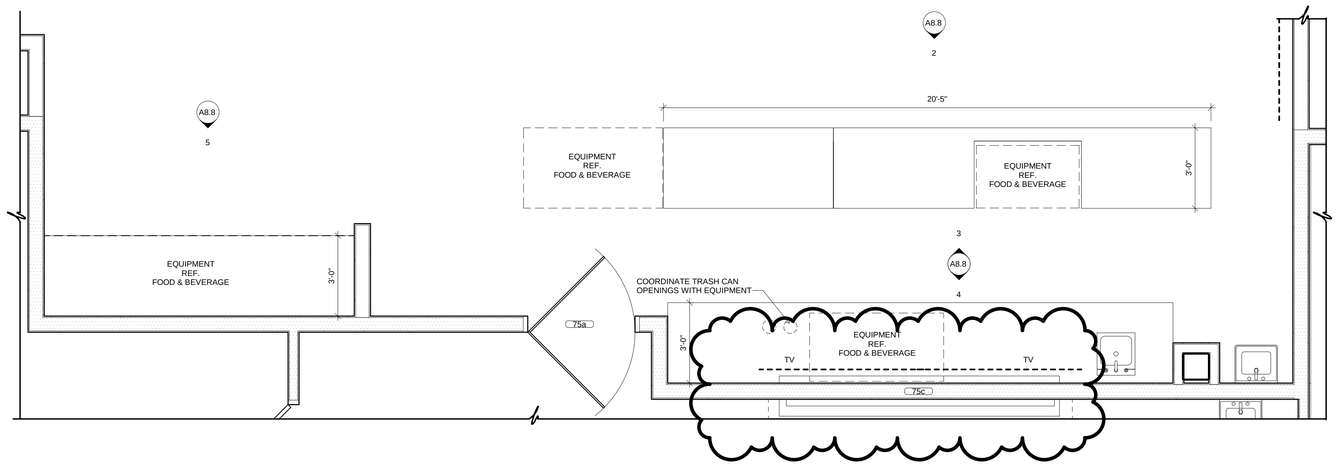

1 MILLWORK PLAN
3/8" = 1'-0" 15

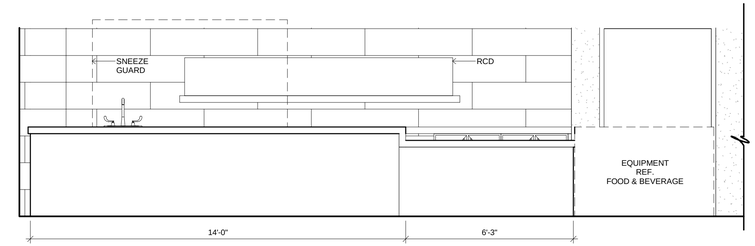

2 MILLWORK ELEVATION
3/8" = 1'-0" 15

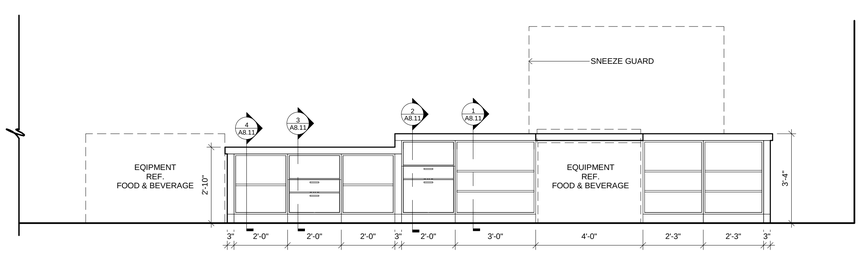

3 MILLWORK ELEVATION
3/8" = 1'-0" 15

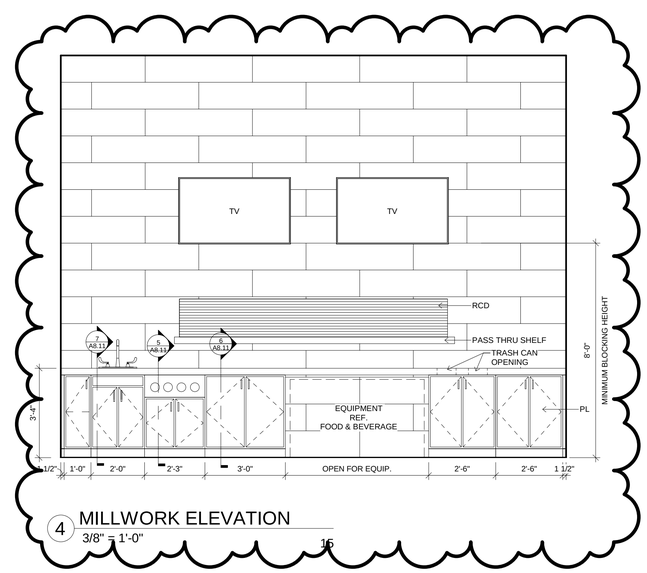

4 MILLWORK ELEVATION
3/8" = 1'-0" 15

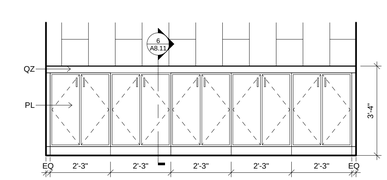

5 MILLWORK ELEVATION
3/8" = 1'-0" 15

James R. Childers
Architect, Inc.
45 South 4th Street
Fort Smith, AR 72901
479-783-2480
www.childersarchitect.com

PROFESSIONAL SEAL:

STATE OF OKLAHOMA
JAMES R. CHILDERS
REGISTERED ARCHITECT

CONSULTANT LOGO:

CLIENT:

CHEROKEE NATION Entertainment
Cherokee CASINO

CHEROKEE NATION ENTERTAINMENT
TAHLEQUAH CASINO
TAHLEQUAH, OKLAHOMA

PROJECT PHASE:
BID PACKAGE 6

REVISIONS

#	DATE	DESCRIPTION
1	07/18/18	ADDENDUM 16

DATE: 06/22/18
JOB NUMBER: 17-06
SHEET NUMBER: A8.8

MILLWORK PLANS & ELEVATIONS

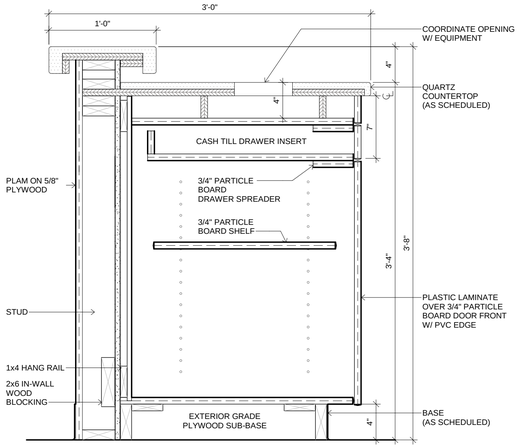

1 MILLWORK SECTION
1 1/2" = 1'-0"

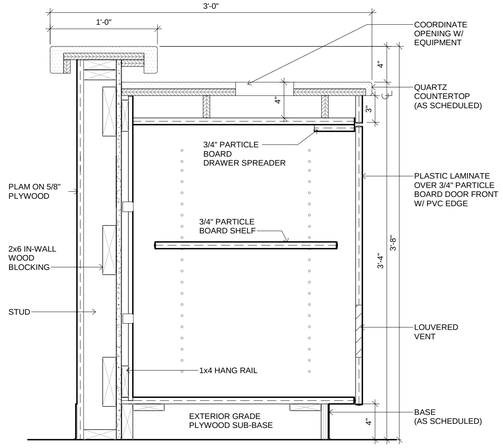

2 MILLWORK SECTION
1 1/2" = 1'-0"

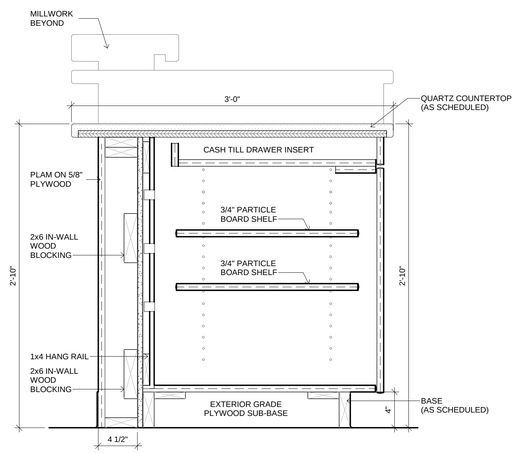

3 MILLWORK SECTION
1 1/2" = 1'-0"

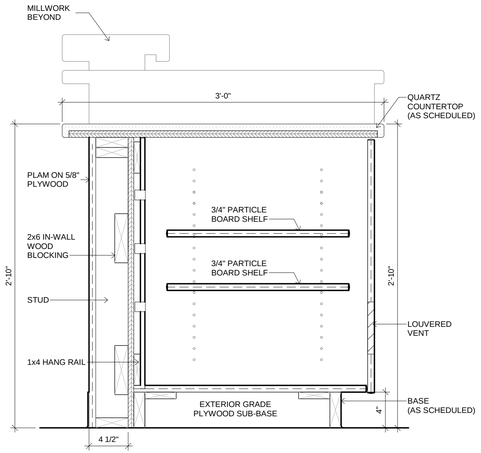

4 MILLWORK SECTION
1 1/2" = 1'-0"

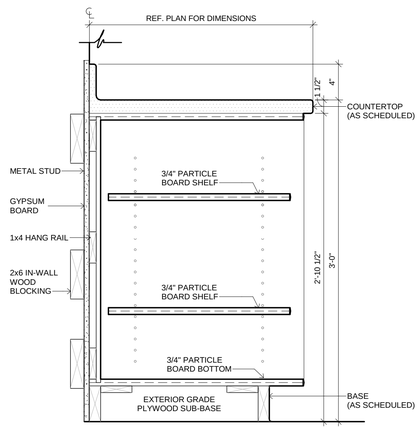

5 MILLWORK SECTION
1 1/2" = 1'-0"

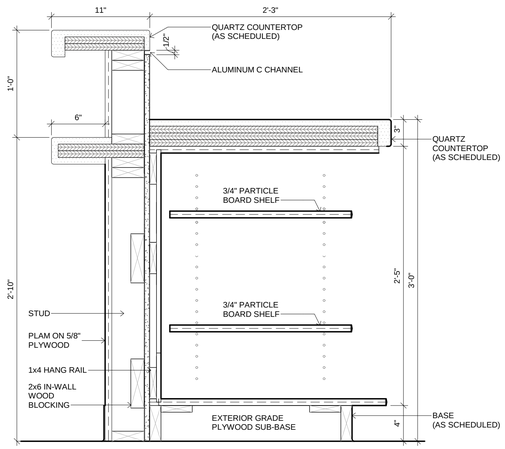

6 MILLWORK SECTION
1 1/2" = 1'-0"

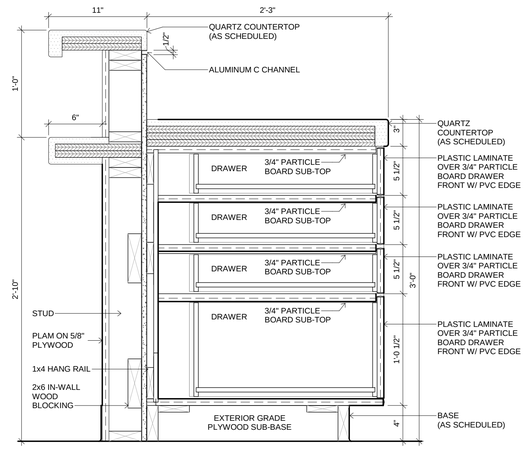

7 MILLWORK SECTION
1 1/2" = 1'-0"

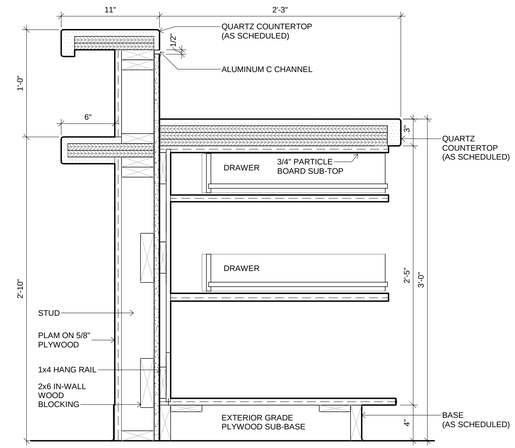

8 MILLWORK SECTION
1 1/2" = 1'-0"

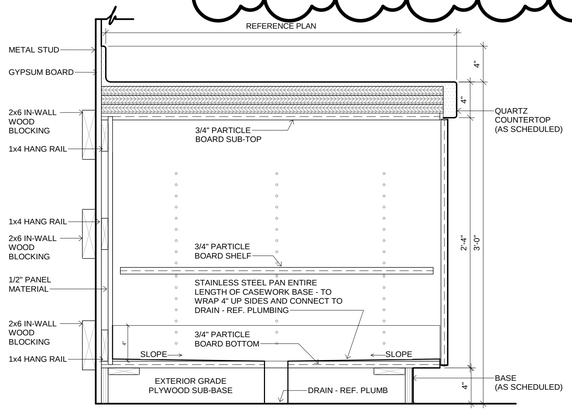

9 MILLWORK SECTION
1 1/2" = 1'-0"

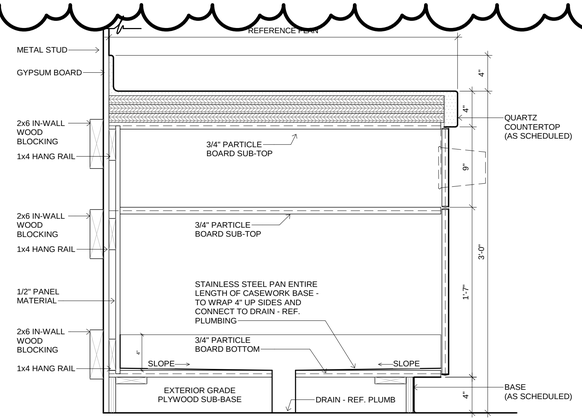

10 MILLWORK SECTION
1 1/2" = 1'-0"

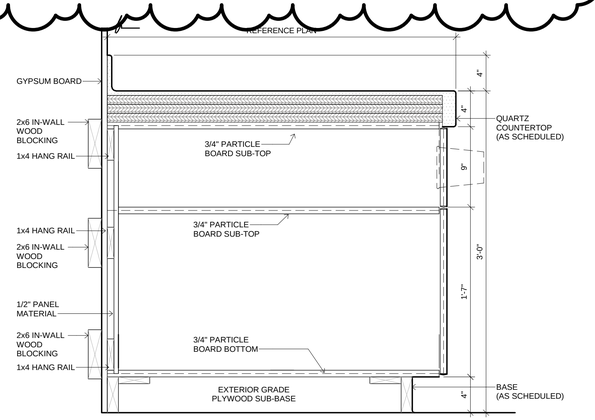

11 MILLWORK SECTION
1 1/2" = 1'-0"

James R. Childers Architect, Inc.
45 South 4th Street
Fort Smith, AR 72901
479-783-2480
www.childersarchitect.com

PROFESSIONAL SEAL:

CONSULTANT LOGO:

CLIENT:

Cherokee Nation Entertainment
Cherokee CASINO

CHEROKEE NATION ENTERTAINMENT TAHLEQUAH CASINO

TAHLEQUAH, OKLAHOMA

PROJECT PHASE:

BID PACKAGE 6

REVISIONS

#	DATE	DESCRIPTION
1	07/18/18	ADDENDUM 16

DATE:	JOB NUMBER:
06/22/18	17-06

SHEET NUMBER:

A8.10

MILLWORK SECTIONS

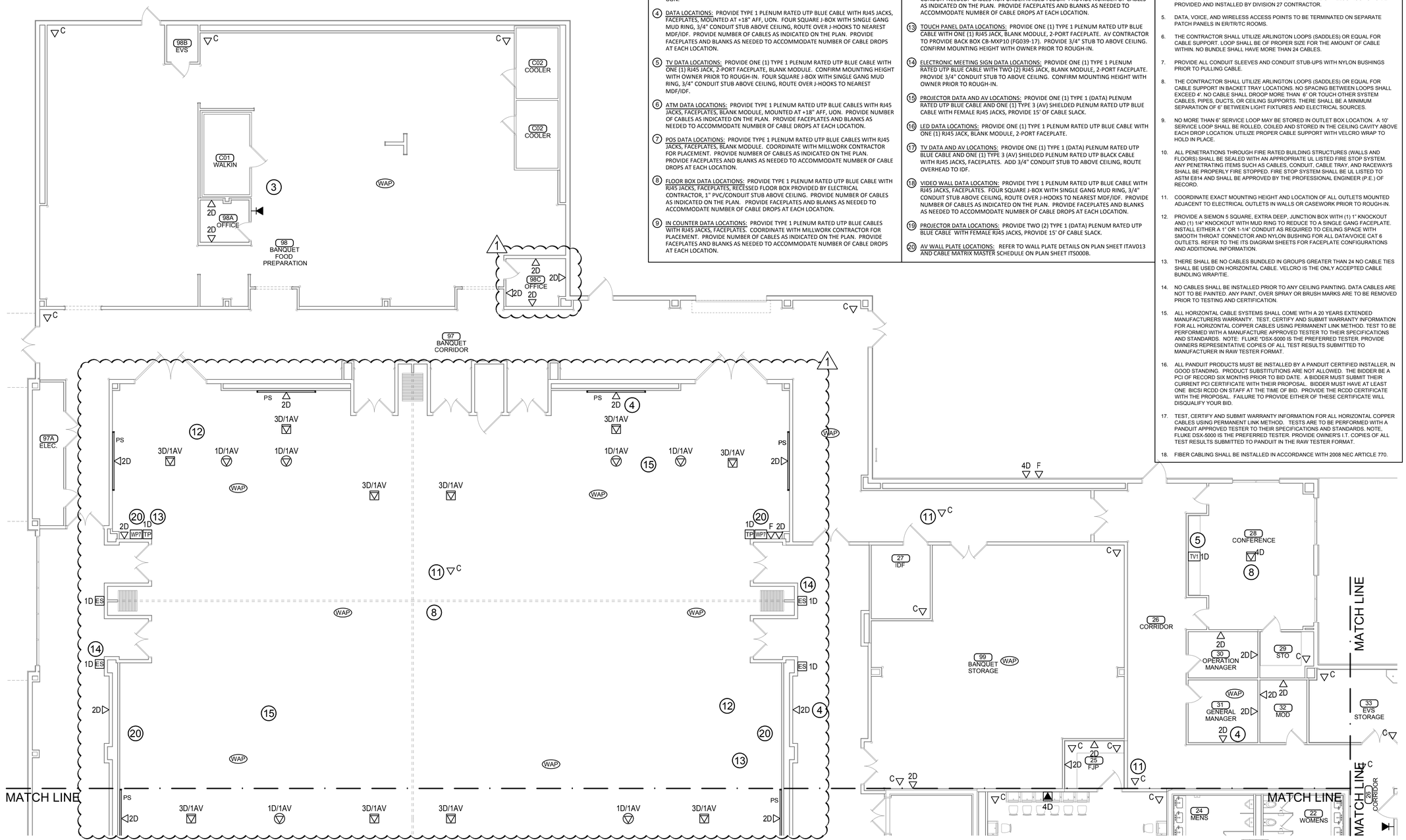

NOT FOR CONSTRUCTION

FOR ROUGH-IN ONLY

1 DATA PLAN - AREA 1
SCALE: 1/8" = 1'-0"

KEYED NOTES

1. GAMING FLOOR DATA: PROVIDE TYPE 1 PLENUM RATED UTP BLUE CABLES WITH RJ45 JACKS. LAND RJ45 MODULAR JACK IN SURFACE MOUNT BOX. PROVIDE NUMBER OF CABLES AS INDICATED ON THE PLAN. PROVIDE FACEPLATES AND BLANKS AS NEEDED TO ACCOMMODATE NUMBER OF CABLE DROPS AT EACH LOCATION.
2. GAMING FLOOR BOX DATA LOCATIONS: PROVIDE TYPE 1 PLENUM RATED UTP BLUE CABLES WITH RJ45 JACKS, FACEPLATES, RECESSED FLOOR BOX PROVIDED BY ELECTRICAL CONTRACTOR, 1" PVC/CONDUIT STUB ABOVE CEILING. PROVIDE NUMBER OF CABLES AS INDICATED ON THE PLAN. PROVIDE FACEPLATES AND BLANKS AS NEEDED TO ACCOMMODATE NUMBER OF CABLE DROPS AT EACH LOCATION.
3. WALL PHONE LOCATIONS: PROVIDE ONE (1) TYPE 1 PLENUM RATED UTP BLUE CABLE WITH ONE (1) RJ45 JACK, BLANK MODULE, 2-PORT FACEPLATE MOUNTED AT +42" AFF, UON.
4. DATA LOCATIONS: PROVIDE TYPE 1 PLENUM RATED UTP BLUE CABLE WITH RJ45 JACKS, FACEPLATES, MOUNTED AT +18" AFF, UON. FOUR SQUARE J-BOX WITH SINGLE GANG MUD RING, 3/4" CONDUIT STUB ABOVE CEILING, ROUTE OVER J-HOOKS TO NEAREST MDF/IDF. PROVIDE NUMBER OF CABLES AS INDICATED ON THE PLAN. PROVIDE FACEPLATES AND BLANKS AS NEEDED TO ACCOMMODATE NUMBER OF CABLE DROPS AT EACH LOCATION.
5. TV DATA LOCATIONS: PROVIDE ONE (1) TYPE 1 PLENUM RATED UTP BLUE CABLE WITH ONE (1) RJ45 JACK, 2-PORT FACEPLATE, BLANK MODULE. CONFIRM MOUNTING HEIGHT WITH OWNER PRIOR TO ROUGH-IN. FOUR SQUARE J-BOX WITH SINGLE GANG MUD RING, 3/4" CONDUIT STUB ABOVE CEILING, ROUTE OVER J-HOOKS TO NEAREST MDF/IDF.
6. ATM DATA LOCATIONS: PROVIDE TYPE 1 PLENUM RATED UTP BLUE CABLES WITH RJ45 JACKS, FACEPLATES, BLANK MODULE, MOUNTED AT +18" AFF, UON. PROVIDE NUMBER OF CABLES AS INDICATED ON THE PLAN. PROVIDE FACEPLATES AND BLANKS AS NEEDED TO ACCOMMODATE NUMBER OF CABLE DROPS AT EACH LOCATION.
7. POS DATA LOCATIONS: PROVIDE TYPE 1 PLENUM RATED UTP BLUE CABLES WITH RJ45 JACKS, FACEPLATES, BLANK MODULE. COORDINATE WITH MILLWORK CONTRACTOR FOR PLACEMENT. PROVIDE NUMBER OF CABLES AS INDICATED ON THE PLAN. PROVIDE FACEPLATES AND BLANKS AS NEEDED TO ACCOMMODATE NUMBER OF CABLE DROPS AT EACH LOCATION.
8. FLOOR BOX DATA LOCATIONS: PROVIDE TYPE 1 PLENUM RATED UTP BLUE CABLE WITH RJ45 JACKS, FACEPLATES, RECESSED FLOOR BOX PROVIDED BY ELECTRICAL CONTRACTOR, 1" PVC/CONDUIT STUB ABOVE CEILING. PROVIDE NUMBER OF CABLES AS INDICATED ON THE PLAN. PROVIDE FACEPLATES AND BLANKS AS NEEDED TO ACCOMMODATE NUMBER OF CABLE DROPS AT EACH LOCATION.
9. IN COUNTER DATA LOCATIONS: PROVIDE TYPE 1 PLENUM RATED UTP BLUE CABLES WITH RJ45 JACKS, FACEPLATES. COORDINATE WITH MILLWORK CONTRACTOR FOR PLACEMENT. PROVIDE NUMBER OF CABLES AS INDICATED ON THE PLAN. PROVIDE FACEPLATES AND BLANKS AS NEEDED TO ACCOMMODATE NUMBER OF CABLE DROPS AT EACH LOCATION.
10. ABOVE COUNTER DATA LOCATIONS: PROVIDE TYPE 1 PLENUM RATED UTP BLUE CALBES WITH RJ45 JACKS, FACEPLATES. COORDINATE WITH MILLWORK CONTRACTOR FOR PLACEMENT. WALL MOUNT AT +42" AFF, UON. PROVIDE NUMBER OF CABLES AS INDICATED ON THE PLAN. PROVIDE FACEPLATES AND BLANKS AS NEEDED TO ACCOMMODATE NUMBER OF CABLE DROPS AT EACH LOCATION.
11. CAMERA DATA LOCATIONS: PROVIDE ONE (1) TYPE 2 CABLE TO ALL CAMERA LOCATIONS. OWNER TO INSTALL ALL CAMERAS. LEAVE 10' SERVICE LOOP, COILED AND VELCRO'D ABOVE CAMERA LOCATION AND CABLE TRAY.
12. FLOOR BOX DATA AND AV LOCATIONS: PROVIDE TYPE 1 (DATA) PLENUM RATED UTP BLUE CABLE AND TYPE 3 (AV) SHIELDED PLENUM RATED UTP BLUE CABLE WITH RJ45 JACKS, FACEPLATES, RECESSED FLOOR BOX TO BE PROVIDED BY AV CONTRACTOR, NO CONDUIT NEEDED. CABLES RUN UNDER RAISED FLOOR. PROVIDE NUMBER OF CABLES AS INDICATED ON THE PLAN. PROVIDE FACEPLATES AND BLANKS AS NEEDED TO ACCOMMODATE NUMBER OF CABLE DROPS AT EACH LOCATION.
13. TOUCH PANEL DATA LOCATIONS: PROVIDE ONE (1) TYPE 1 PLENUM RATED UTP BLUE CABLE WITH ONE (1) RJ45 JACK, BLANK MODULE, 2-PORT FACEPLATE. AV CONTRACTOR TO PROVIDE BACK BOX CB-MXP10 (FG039-17). PROVIDE 3/4" STUB TO ABOVE CEILING. CONFIRM MOUNTING HEIGHT WITH OWNER PRIOR TO ROUGH-IN.
14. ELECTRONIC MEETING SIGN DATA LOCATIONS: PROVIDE ONE (1) TYPE 1 PLENUM RATED UTP BLUE CABLE WITH TWO (2) RJ45 JACK, BLANK MODULE, 2-PORT FACEPLATE. PROVIDE 3/4" CONDUIT STUB TO ABOVE CEILING. CONFIRM MOUNTING HEIGHT WITH OWNER PRIOR TO ROUGH-IN.
15. PROJECTOR DATA AND AV LOCATIONS: PROVIDE ONE (1) TYPE 1 (DATA) PLENUM RATED UTP BLUE CABLE AND ONE (1) TYPE 3 (AV) SHIELDED PLENUM RATED UTP BLUE CABLE WITH FEMALE RJ45 JACKS, PROVIDE 15' OF CABLE SLACK.
16. LED DATA LOCATIONS: PROVIDE ONE (1) TYPE 1 PLENUM RATED UTP BLUE CABLE WITH ONE (1) RJ45 JACK, BLANK MODULE, 2-PORT FACEPLATE.
17. TV DATA AND AV LOCATIONS: PROVIDE ONE (1) TYPE 1 (DATA) PLENUM RATED UTP BLUE CABLE AND ONE (1) TYPE 3 (AV) SHIELDED PLENUM RATED UTP BLACK CABLE WITH RJ45 JACKS, FACEPLATES. ADD 3/4" CONDUIT STUB TO ABOVE CEILING, ROUTE OVERHEAD TO IDF.
18. VIDEO WALL DATA LOCATION: PROVIDE TYPE 1 PLENUM RATED UTP BLUE CABLE WITH RJ45 JACKS, FACEPLATES. FOUR SQUARE J-BOX WITH SINGLE GANG MUD RING, 3/4" CONDUIT STUB ABOVE CEILING, ROUTE OVER J-HOOKS TO NEAREST MDF/IDF. PROVIDE NUMBER OF CABLES AS INDICATED ON THE PLAN. PROVIDE FACEPLATES AND BLANKS AS NEEDED TO ACCOMMODATE NUMBER OF CABLE DROPS AT EACH LOCATION.
19. PROJECTOR DATA LOCATIONS: PROVIDE TWO (2) TYPE 1 (DATA) PLENUM RATED UTP BLUE CABLE WITH FEMALE RJ45 JACKS, PROVIDE 15' OF CABLE SLACK.
20. AV WALL PLATE LOCATIONS: REFER TO WALL PLATE DETAILS ON PLAN SHEET ITAV013 AND CABLE MATRIX MASTER SCHEDULE ON PLAN SHEET ITS000B.

GENERAL NOTES

1. REFER TO THE ITS DIAGRAM SHEETS FOR COVER PLATE LAYOUTS AND ADDITIONAL INFORMATION.
2. SEE CABLE MATRIX ON ITS COVER SHEET FOR CABLE TYPES AND PART NUMBERS.
3. LABEL ALL DATA CABLES AT BOTH ENDS INDICATING PATCH PORT NUMBER AND OUTLET NUMBER. SEE THE ITS DIAGRAM SHEETS FOR ADDITIONAL INFORMATION. PROVIDE AN INSTALL DYMO #18055 SHRINK TUBE LABELS, 2" FROM MODULAR PLUG ON BOTH ENDS.
4. ALL CABLES SHALL ROUTE BACK TO THE APPROPRIATE ER/TR/TC ROOM. THE ELECTRICAL CONTRACTOR IS RESPONSIBLE TO PROVIDE ALL NECESSARY CONDUIT, CONDUIT FITTINGS, JUNCTION BOXES, AND WIRE BASKET (IN CORRIDORS & UNDER FLOOR). THE DIVISION 27 CONTRACTOR TO PROVIDE AND INSTALL J-HOOKS TO CREATE A COMPLETE PATHWAY. ALL CABLE TRAY INSIDE OF TELCO ROOMS TO BE PROVIDED AND INSTALLED BY DIVISION 27 CONTRACTOR.
5. DATA, VOICE, AND WIRELESS ACCESS POINTS TO BE TERMINATED ON SEPARATE PATCH PANELS IN ER/TR/TC ROOMS.
6. THE CONTRACTOR SHALL UTILIZE ARLINGTON LOOPS (SADDLES) OR EQUAL FOR CABLE SUPPORT. LOOP SHALL BE OF PROPER SIZE FOR THE AMOUNT OF CABLE WITHIN. NO BUNDLE SHALL HAVE MORE THAN 24 CABLES.
7. PROVIDE ALL CONDUIT SLEEVES AND CONDUIT STUB-UPS WITH NYLON BUSHINGS PRIOR TO PULLING CABLE.
8. THE CONTRACTOR SHALL UTILIZE ARLINGTON LOOPS (SADDLES) OR EQUAL FOR CABLE SUPPORT IN BACKET TRAY LOCATIONS. NO SPACING BETWEEN LOOPS SHALL EXCEED 4'. NO CABLE SHALL DROOP MORE THAN 6" OR TOUCH OTHER SYSTEM CABLES, PIPES, DUCTS, OR CEILING SUPPORTS. THERE SHALL BE A MINIMUM SEPARATION OF 6" BETWEEN LIGHT FIXTURES AND ELECTRICAL SOURCES.
9. NO MORE THAN 6' SERVICE LOOP MAY BE STORED IN OUTLET BOX LOCATION. A 10' SERVICE LOOP SHALL BE ROLLED, COILED AND STORED IN THE CEILING CAVITY ABOVE EACH DROP LOCATION. UTILIZE PROPER CABLE SUPPORT WITH VELCRO WRAP TO HOLD IN PLACE.
10. ALL PENETRATIONS THROUGH FIRE RATED BUILDING STRUCTURES (WALLS AND FLOORS) SHALL BE SEALED WITH AN APPROPRIATE UL LISTED FIRE STOP SYSTEM. ANY PENETRATING ITEMS SUCH AS CABLES, CONDUIT, CABLE TRAY, AND RACEWAYS SHALL BE PROPERLY FIRE STOPPED. FIRE STOP SYSTEM SHALL BE UL LISTED TO ASTM E814 AND SHALL BE APPROVED BY THE PROFESSIONAL ENGINEER (P.E.) OF RECORD.
11. COORDINATE EXACT MOUNTING HEIGHT AND LOCATION OF ALL OUTLETS MOUNTED ADJACENT TO ELECTRICAL OUTLETS IN WALLS OR CASEWORK PRIOR TO ROUGH-IN.
12. PROVIDE A SIEMON 5 SQUARE, EXTRA DEEP, JUNCTION BOX WITH (1) 1" KNOCKOUT AND (1) 1/4" KNOCKOUT WITH MUD RING TO REDUCE TO A SINGLE GANG FACEPLATE. INSTALL EITHER A 1" OR 1-1/4" CONDUIT AS REQUIRED TO CEILING SPACE WITH SMOOTH THROAT CONNECTOR AND NYLON BUSHING FOR ALL DATA/VOICE CAT 6 OUTLETS. REFER TO THE ITS DIAGRAM SHEETS FOR FACEPLATE CONFIGURATIONS AND ADDITIONAL INFORMATION.
13. THERE SHALL BE NO CABLES BUNDLED IN GROUPS GREATER THAN 24 NO CABLE TIES SHALL BE USED ON HORIZONTAL CABLE. VELCRO IS THE ONLY ACCEPTED CABLE BUNDLING WRAP/TIE.
14. NO CABLES SHALL BE INSTALLED PRIOR TO ANY CEILING PAINTING. DATA CABLES ARE NOT TO BE PAINTED. ANY PAINT, OVER SPRAY OR BRUSH MARKS ARE TO BE REMOVED PRIOR TO TESTING AND CERTIFICATION.
15. ALL HORIZONTAL CABLE SYSTEMS SHALL COME WITH A 20 YEARS EXTENDED MANUFACTURERS WARRANTY. TEST, CERTIFY AND SUBMIT WARRANTY INFORMATION FOR ALL HORIZONTAL COPPER CABLES USING PERMANENT LINK METHOD. TEST TO BE PERFORMED WITH A MANUFACTURE APPROVED TESTER TO THEIR SPECIFICATIONS AND STANDARDS. NOTE: FLUKE "DSX-5000 IS THE PREFERRED TESTER. PROVIDE OWNERS REPRESENTATIVE COPIES OF ALL TEST RESULTS SUBMITTED TO MANUFACTURER IN RAW TESTER FORMAT.
16. ALL PANDUIT PRODUCTS MUST BE INSTALLED BY A PANDUIT CERTIFIED INSTALLER, IN GOOD STANDING. PRODUCT SUBSTITUTIONS ARE NOT ALLOWED. THE BIDDER BE A PCI OF RECORD SIX MONTHS PRIOR TO BID DATE. A BIDDER MUST SUBMIT THEIR CURRENT PCI CERTIFICATE WITH THEIR PROPOSAL. BIDDER MUST HAVE AT LEAST ONE BICSI RCDD ON STAFF AT THE TIME OF BID. PROVIDE THE RCDD CERTIFICATE WITH THE PROPOSAL. FAILURE TO PROVIDE EITHER OF THESE CERTIFICATE WILL DISQUALIFY YOUR BID.
17. TEST, CERTIFY AND SUBMIT WARRANTY INFORMATION FOR ALL HORIZONTAL COPPER CABLES USING PERMANENT LINK METHOD. TESTS ARE TO BE PERFORMED WITH A PANDUIT APPROVED TESTER TO THEIR SPECIFICATIONS AND STANDARDS. NOTE: FLUKE DSX-5000 IS THE PREFERRED TESTER. PROVIDE OWNER'S I.T. COPIES OF ALL TEST RESULTS SUBMITTED TO PANDUIT IN THE RAW TESTER FORMAT.
18. FIBER CABLING SHALL BE INSTALLED IN ACCORDANCE WITH 2008 NEC ARTICLE 770.

James R. Childers Architect, Inc.
45 South 4th Street
Fort Smith, AR 72901
479-783-2480
www.childersarchitect.com

PROFESSIONAL SEAL:
STATE OF OKLAHOMA
JAMES R. CHILDERS
2118
REGISTERED ARCHITECT

CONSULTANT LOGO:

CLIENT:
CHEROKEE NATION Entertainment
Cherokee CASINO

CHEROKEE NATION ENTERTAINMENT
TAHLEQUAH CASINO
TAHLEQUAH, OKLAHOMA

PROJECT PHASE:
ADDENDUM #16

REVISIONS

#	DATE	DESCRIPTION
1	07/18/2018	ADDENDUM #16

DATE: 07/18/2018
JOB NUMBER: 17-06
SHEET NUMBER:
ITS201
DATA PLAN - AREA 1

REFER TO SHEET ITS201 FOR KEYED NOTES.

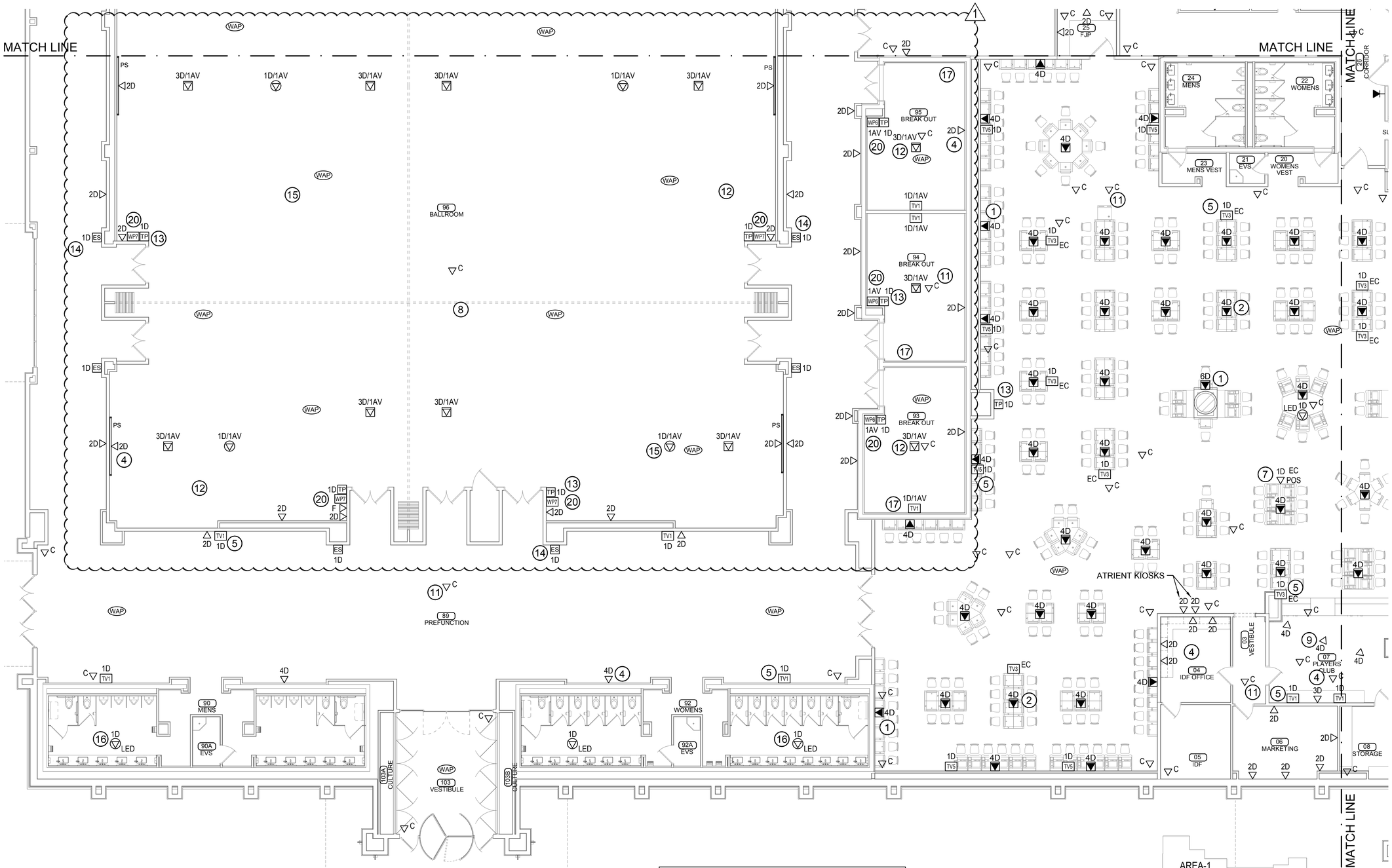

NOT FOR CONSTRUCTION

FOR ROUGH-IN ONLY

1 DATA PLAN - AREA 2
SCALE: 1/8" = 1'-0"

James R. Childers Architect, Inc.
45 South 4th Street
Fort Smith, AR 72901
479-783-2480
www.childersarchitect.com

PROFESSIONAL SEAL:

STATE OF OKLAHOMA
JAMES R. CHILDERS
2118
REGISTERED ARCHITECT

CONSULTANT LOGO:

CLIENT:

CHEROKEE NATION Entertainment

Cherokee CASINO

CHEROKEE NATION ENTERTAINMENT
TAHLEQUAH CASINO
TAHLEQUAH, OKLAHOMA

PROJECT PHASE:
ADDENDUM #16

REVISIONS

#	DATE	DESCRIPTION
1	07/18/2018	ADDENDUM #16

DATE: 07/18/2018
JOB NUMBER: 17-06

SHEET NUMBER:
ITS202

DATA PLAN - AREA 2

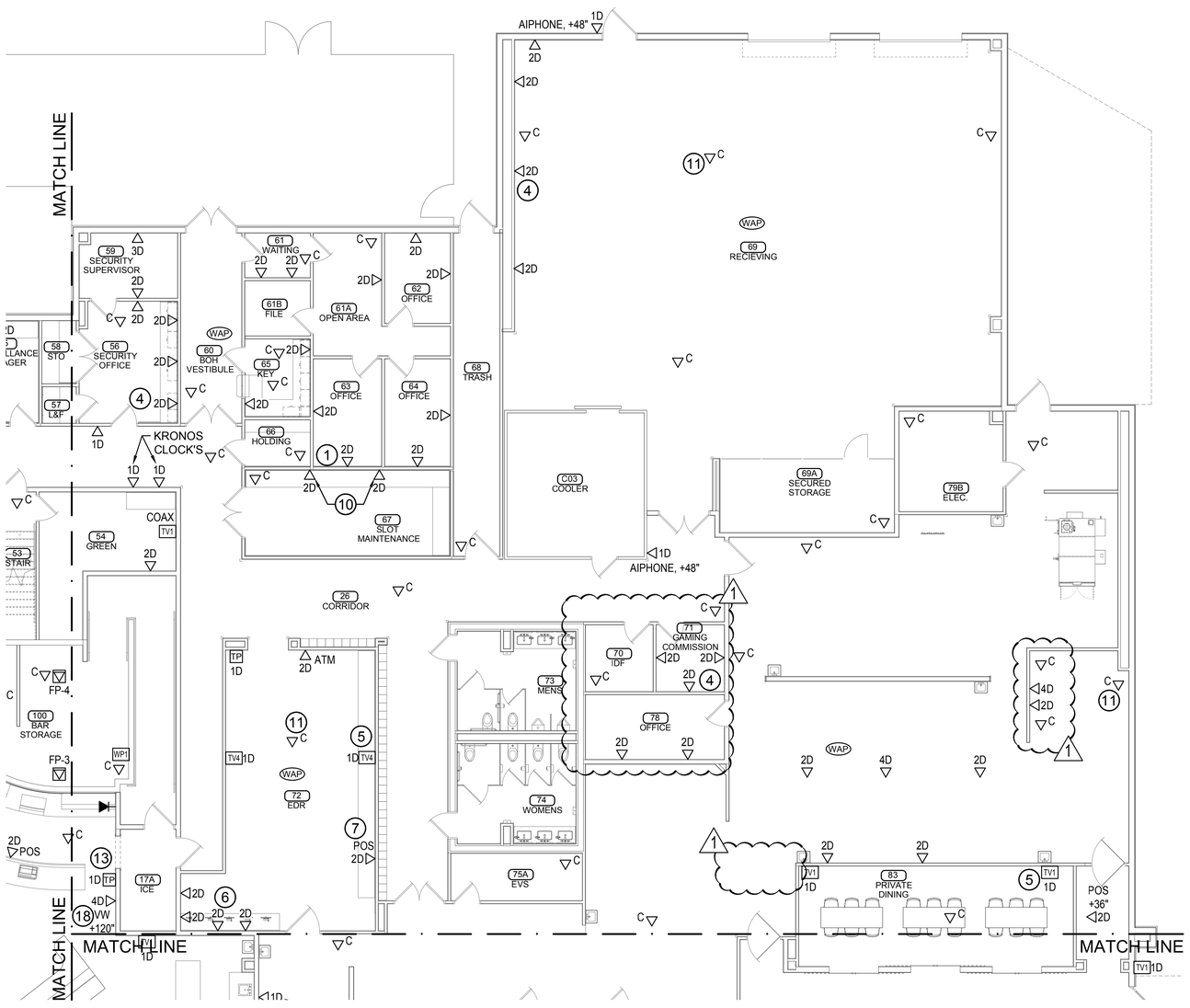

NOT FOR CONSTRUCTION

FOR ROUGH-IN ONLY

1 DATA PLAN - AREA 4
SCALE: 1/8" = 1'-0"

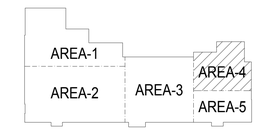

GENERAL NOTES

1. REFER TO THE ITS DIAGRAM SHEETS FOR COVER PLATE LAYOUTS AND ADDITIONAL INFORMATION.
2. SEE CABLE MATRIX ON ITS COVER SHEET FOR CABLE TYPES AND PART NUMBERS.
3. LABEL ALL DATA CABLES AT BOTH ENDS INDICATING PATCH PORT NUMBER AND OUTLET NUMBER. SEE THE ITS DIAGRAM SHEETS FOR ADDITIONAL INFORMATION. PROVIDE AN INSTALL DYMO #18055 SHRINK TUBE LABELS, 2" FROM MODULAR PLUG ON BOTH ENDS.
4. ALL CABLES SHALL ROUTE BACK TO THE APPROPRIATE ER/TR/TC ROOM. THE ELECTRICAL CONTRACTOR IS RESPONSIBLE TO PROVIDE ALL NECESSARY CONDUIT, CONDUIT FITTINGS, JUNCTION BOXES, AND WIRE BASKET (IN CORRIDORS & UNDER FLOOR). THE DIVISION 27 CONTRACTOR TO PROVIDE AND INSTALL J-HOOKS TO CREATE A COMPLETE PATHWAY. ALL CABLE TRAY INSIDE OF TELCO ROOMS TO BE PROVIDED AND INSTALLED BY DIVISION 27 CONTRACTOR.
5. DATA, VOICE, AND WIRELESS ACCESS POINTS TO BE TERMINATED ON SEPARATE PATCH PANELS IN ER/TR/TC ROOMS.
6. THE CONTRACTOR SHALL UTILIZE ARLINGTON LOOPS (SADDLES) OR EQUAL FOR CABLE SUPPORT. LOOP SHALL BE OF PROPER SIZE FOR THE AMOUNT OF CABLE WITHIN. NO BUNDLE SHALL HAVE MORE THAN 24 CABLES.
7. PROVIDE ALL CONDUIT SLEEVES AND CONDUIT STUB-UPS WITH NYLON BUSHINGS PRIOR TO PULLING CABLE.
8. THE CONTRACTOR SHALL UTILIZE ARLINGTON LOOPS (SADDLES) OR EQUAL FOR CABLE SUPPORT IN BACKET TRAY LOCATIONS. NO SPACING BETWEEN LOOPS SHALL EXCEED 4'. NO CABLE SHALL DROOP MORE THAN 6" OR TOUCH OTHER SYSTEM CABLES, PIPES, DUCTS, OR CEILING SUPPORTS. THERE SHALL BE A MINIMUM SEPARATION OF 6" BETWEEN LIGHT FIXTURES AND ELECTRICAL SOURCES.
9. NO MORE THAN 6" SERVICE LOOP MAY BE STORED IN OUTLET BOX LOCATION. A 10' SERVICE LOOP SHALL BE ROLLED, COILED AND STORED IN THE CEILING CAVITY ABOVE EACH DROP LOCATION. UTILIZE PROPER CABLE SUPPORT WITH VELCRO WRAP TO HOLD IN PLACE.
10. ALL PENETRATIONS THROUGH FIRE RATED BUILDING STRUCTURES (WALLS AND FLOORS) SHALL BE SEALED WITH AN APPROPRIATE UL LISTED FIRE STOP SYSTEM. ANY PENETRATING ITEMS SUCH AS CABLES, CONDUIT, CABLE TRAY, AND RACEWAYS SHALL BE PROPERLY FIRE STOPPED. FIRE STOP SYSTEM SHALL BE UL LISTED TO ASTM E814 AND SHALL BE APPROVED BY THE PROFESSIONAL ENGINEER (P.E.) OF RECORD.
11. COORDINATE EXACT MOUNTING HEIGHT AND LOCATION OF ALL OUTLETS MOUNTED ADJACENT TO ELECTRICAL OUTLETS IN WALLS OR CASEWORK PRIOR TO ROUGH-IN.
12. PROVIDE A SIEMON 5 SQUARE, EXTRA DEEP, JUNCTION BOX WITH (1) 1" KNOCKOUT AND (1) 1/4" KNOCKOUT WITH MUD RING TO REDUCE TO A SINGLE GANG FACEPLATE. INSTALL EITHER A 1" OR 1-1/4" CONDUIT AS REQUIRED TO CEILING SPACE WITH SMOOTH THROAT CONNECTOR AND NYLON BUSHING FOR ALL DATA/VOICE CAT 6 OUTLETS. REFER TO THE ITS DIAGRAM SHEETS FOR FACEPLATE CONFIGURATIONS AND ADDITIONAL INFORMATION.
13. THERE SHALL BE NO CABLES BUNDLED IN GROUPS GREATER THAN 24 NO CABLE TIES SHALL BE USED ON HORIZONTAL CABLE. VELCRO IS THE ONLY ACCEPTED CABLE BUNDLING WRAP/TIE.
14. NO CABLES SHALL BE INSTALLED PRIOR TO ANY CEILING PAINTING. DATA CABLES ARE NOT TO BE PAINTED. ANY PAINT, OVER SPRAY OR BRUSH MARKS ARE TO BE REMOVED PRIOR TO TESTING AND CERTIFICATION.
15. ALL HORIZONTAL CABLE SYSTEMS SHALL COME WITH A 20 YEARS EXTENDED MANUFACTURERS WARRANTY. TEST, CERTIFY AND SUBMIT WARRANTY INFORMATION FOR ALL HORIZONTAL COPPER CABLES USING PERMANENT LINK METHOD. TEST TO BE PERFORMED WITH A MANUFACTURE APPROVED TESTER TO THEIR SPECIFICATIONS AND STANDARDS. NOTE: FLUKE "DSX-5000 IS THE PREFERRED TESTER. PROVIDE OWNERS REPRESENTATIVE COPIES OF ALL TEST RESULTS SUBMITTED TO MANUFACTURER IN RAW TESTER FORMAT.
16. ALL PANDUIT PRODUCTS MUST BE INSTALLED BY A PANDUIT CERTIFIED INSTALLER, IN GOOD STANDING. PRODUCT SUBSTITUTIONS ARE NOT ALLOWED. THE BIDDER BE A PCI OF RECORD SIX MONTHS PRIOR TO BID DATE. A BIDDER MUST SUBMIT THEIR CURRENT PCI CERTIFICATE WITH THEIR PROPOSAL. BIDDER MUST HAVE AT LEAST ONE BICSI RCDD ON STAFF AT THE TIME OF BID. PROVIDE THE RCDD CERTIFICATE WITH THE PROPOSAL. FAILURE TO PROVIDE EITHER OF THESE CERTIFICATE WILL DISQUALIFY YOUR BID.
17. TEST, CERTIFY AND SUBMIT WARRANTY INFORMATION FOR ALL HORIZONTAL COPPER CABLES USING PERMANENT LINK METHOD. TESTS ARE TO BE PERFORMED WITH A PANDUIT APPROVED TESTER TO THEIR SPECIFICATIONS AND STANDARDS. NOTE: FLUKE DSX-5000 IS THE PREFERRED TESTER. PROVIDE OWNER'S I.T. COPIES OF ALL TEST RESULTS SUBMITTED TO PANDUIT IN THE RAW TESTER FORMAT.
18. FIBER CABLING SHALL BE INSTALLED IN ACCORDANCE WITH 2008 NEC ARTICLE 770.

REFER TO SHEET ITS201 FOR KEYED NOTES.

James R. Childers Architect, Inc.
45 South 4th Street
Fort Smith, AR 72901
479-783-2480
www.childersarchitect.com

PROFESSIONAL SEAL:

STATE OF OKLAHOMA
JAMES R. CHILDERS
2118
REGISTERED ARCHITECT

CONSULTANT LOGO:

CLIENT:

CHEROKEE NATION Entertainment

Cherokee CASINO

CHEROKEE NATION ENTERTAINMENT
TAHLEQUAH CASINO
TAHLEQUAH, OKLAHOMA

PROJECT PHASE:
ADDENDUM #16

REVISIONS

#	DATE	DESCRIPTION
1	07/18/2018	ADDENDUM #16

DATE: 07/18/2018
JOB NUMBER: 17-06

SHEET NUMBER:
ITS204

DATA PLAN - AREA 4

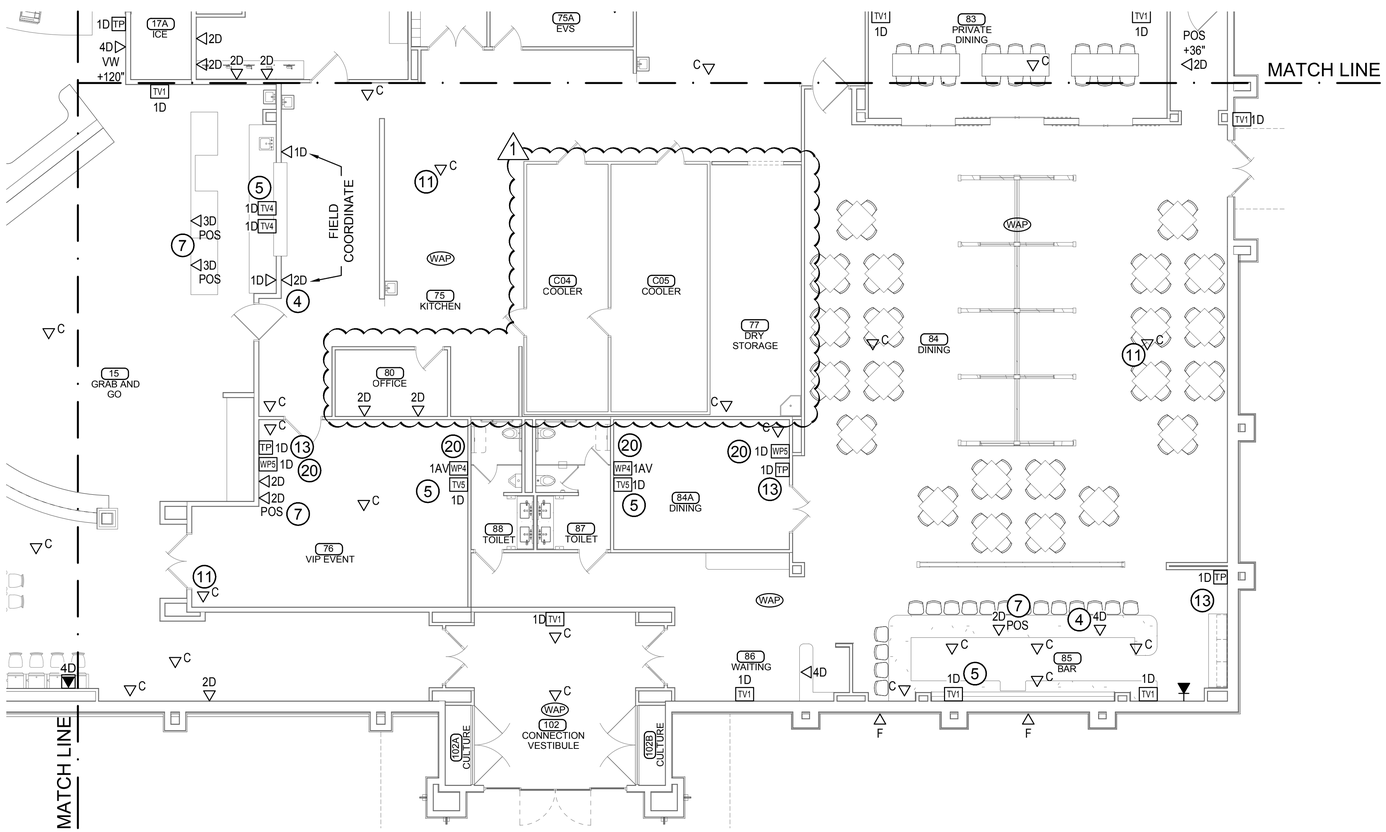

GENERAL NOTES

1. REFER TO THE ITS DIAGRAM SHEETS FOR COVER PLATE LAYOUTS AND ADDITIONAL INFORMATION.
2. SEE CABLE MATRIX ON ITS COVER SHEET FOR CABLE TYPES AND PART NUMBERS.
3. LABEL ALL DATA CABLES AT BOTH ENDS INDICATING PATCH PORT NUMBER AND OUTLET NUMBER. SEE THE ITS DIAGRAM SHEETS FOR ADDITIONAL INFORMATION. PROVIDE AN INSTALL DYMO #18055 SHRINK TUBE LABELS, 2" FROM MODULAR PLUG ON BOTH ENDS.
4. ALL CABLES SHALL ROUTE BACK TO THE APPROPRIATE ER/TR/TC ROOM. THE ELECTRICAL CONTRACTOR IS RESPONSIBLE TO PROVIDE ALL NECESSARY CONDUIT, CONDUIT FITTINGS, JUNCTION BOXES, AND WIRE BASKET (IN CORRIDORS & UNDER FLOOR). THE DIVISION 27 CONTRACTOR TO PROVIDE AND INSTALL J-HOOKS TO CREATE A COMPLETE PATHWAY. ALL CABLE TRAY INSIDE OF TELCO ROOMS TO BE PROVIDED AND INSTALLED BY DIVISION 27 CONTRACTOR.
5. DATA, VOICE, AND WIRELESS ACCESS POINTS TO BE TERMINATED ON SEPARATE PATCH PANELS IN ER/TR/TC ROOMS.
6. THE CONTRACTOR SHALL UTILIZE ARLINGTON LOOPS (SADDLES) OR EQUAL FOR CABLE SUPPORT. LOOP SHALL BE OF PROPER SIZE FOR THE AMOUNT OF CABLE WITHIN. NO BUNDLE SHALL HAVE MORE THAN 24 CABLES.
7. PROVIDE ALL CONDUIT SLEEVES AND CONDUIT STUB-UPS WITH NYLON BUSHINGS PRIOR TO PULLING CABLE.
8. THE CONTRACTOR SHALL UTILIZE ARLINGTON LOOPS (SADDLES) OR EQUAL FOR CABLE SUPPORT IN BACKET TRAY LOCATIONS. NO SPACING BETWEEN LOOPS SHALL EXCEED 4'. NO CABLE SHALL DROOP MORE THAN 6" OR TOUCH OTHER SYSTEM CABLES, PIPES, DUCTS, OR CEILING SUPPORTS. THERE SHALL BE A MINIMUM SEPARATION OF 6" BETWEEN LIGHT FIXTURES AND ELECTRICAL SOURCES.
9. NO MORE THAN 6" SERVICE LOOP MAY BE STORED IN OUTLET BOX LOCATION. A 10' SERVICE LOOP SHALL BE ROLLED, COILED AND STORED IN THE CEILING CAVITY ABOVE EACH DROP LOCATION. UTILIZE PROPER CABLE SUPPORT WITH VELCRO WRAP TO HOLD IN PLACE.
10. ALL PENETRATIONS THROUGH FIRE RATED BUILDING STRUCTURES (WALLS AND FLOORS) SHALL BE SEALED WITH AN APPROPRIATE UL LISTED FIRE STOP SYSTEM. ANY PENETRATING ITEMS SUCH AS CABLES, CONDUIT, CABLE TRAY, AND RACEWAYS SHALL BE PROPERLY FIRE STOPPED. FIRE STOP SYSTEM SHALL BE UL LISTED TO ASTM E814 AND SHALL BE APPROVED BY THE PROFESSIONAL ENGINEER (P.E.) OF RECORD.
11. COORDINATE EXACT MOUNTING HEIGHT AND LOCATION OF ALL OUTLETS MOUNTED ADJACENT TO ELECTRICAL OUTLETS IN WALLS OR CASEWORK PRIOR TO ROUGH-IN.
12. PROVIDE A SIEMON 5 SQUARE, EXTRA DEEP, JUNCTION BOX WITH (1) 1" KNOCKOUT AND (1) 1/4" KNOCKOUT WITH MUD RING TO REDUCE TO A SINGLE GANG FACEPLATE. INSTALL EITHER A 1" OR 1-1/4" CONDUIT AS REQUIRED TO CEILING SPACE WITH SMOOTH THROAT CONNECTOR AND NYLON BUSHING FOR ALL DATA/VOICE CAT 6 OUTLETS. REFER TO THE ITS DIAGRAM SHEETS FOR FACEPLATE CONFIGURATIONS AND ADDITIONAL INFORMATION.
13. THERE SHALL BE NO CABLES BUNDLED IN GROUPS GREATER THAN 24 NO CABLE TIES SHALL BE USED ON HORIZONTAL CABLE. VELCRO IS THE ONLY ACCEPTED CABLE BUNDLING WRAP/TIE.
14. NO CABLES SHALL BE INSTALLED PRIOR TO ANY CEILING PAINTING. DATA CABLES ARE NOT TO BE PAINTED. ANY PAINT, OVER SPRAY OR BRUSH MARKS ARE TO BE REMOVED PRIOR TO TESTING AND CERTIFICATION.
15. ALL HORIZONTAL CABLE SYSTEMS SHALL COME WITH A 20 YEARS EXTENDED MANUFACTURERS WARRANTY. TEST, CERTIFY AND SUBMIT WARRANTY INFORMATION FOR ALL HORIZONTAL COPPER CABLES USING PERMANENT LINK METHOD. TEST TO BE PERFORMED WITH A MANUFACTURE APPROVED TESTER TO THEIR SPECIFICATIONS AND STANDARDS. NOTE: FLUKE "DSX-5000 IS THE PREFERRED TESTER. PROVIDE OWNERS REPRESENTATIVE COPIES OF ALL TEST RESULTS SUBMITTED TO MANUFACTURER IN RAW TESTER FORMAT.
16. ALL PANDUIT PRODUCTS MUST BE INSTALLED BY A PANDUIT CERTIFIED INSTALLER, IN GOOD STANDING. PRODUCT SUBSTITUTIONS ARE NOT ALLOWED. THE BIDDER BE A PCI OF RECORD SIX MONTHS PRIOR TO BID DATE. A BIDDER MUST SUBMIT THEIR CURRENT PCI CERTIFICATE WITH THEIR PROPOSAL. BIDDER MUST HAVE AT LEAST ONE BICSI RCDD ON STAFF AT THE TIME OF BID. PROVIDE THE RCDD CERTIFICATE WITH THE PROPOSAL. FAILURE TO PROVIDE EITHER OF THESE CERTIFICATE WILL DISQUALIFY YOUR BID.
17. TEST, CERTIFY AND SUBMIT WARRANTY INFORMATION FOR ALL HORIZONTAL COPPER CABLES USING PERMANENT LINK METHOD. TESTS ARE TO BE PERFORMED WITH A PANDUIT APPROVED TESTER TO THEIR SPECIFICATIONS AND STANDARDS. NOTE, FLUKE DSX-5000 IS THE PREFERRED TESTER. PROVIDE OWNER'S I.T. COPIES OF ALL TEST RESULTS SUBMITTED TO PANDUIT IN THE RAW TESTER FORMAT.
18. FIBER CABLING SHALL BE INSTALLED IN ACCORDANCE WITH 2008 NEC ARTICLE 770.

REFER TO SHEET ITS201 FOR KEYED NOTES.

NOT FOR CONSTRUCTION

FOR ROUGH-IN ONLY

1 DATA PLAN - AREA 5
SCALE: 1/8" = 1'-0"

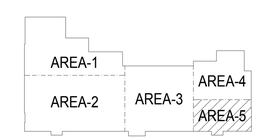

James R. Childers Architect, Inc.
45 South 4th Street
Fort Smith, AR 72901
479-783-2480
www.childersarchitect.com

PROFESSIONAL SEAL:

STATE OF OKLAHOMA
JAMES R. CHILDERS
2118
REGISTERED ARCHITECT

CONSULTANT LOGO:

CLIENT:

CHEROKEE NATION Entertainment
Cherokee CASINO

CHEROKEE NATION ENTERTAINMENT
TAHLEQUAH CASINO
TAHLEQUAH, OKLAHOMA

PROJECT PHASE:
ADDENDUM #16

REVISIONS:

#	DATE	DESCRIPTION
1	07/18/2018	ADDENDUM #16

DATE: 07/18/2018
JOB NUMBER: 17-06
SHEET NUMBER: ITS205

DATA PLAN - AREA 5

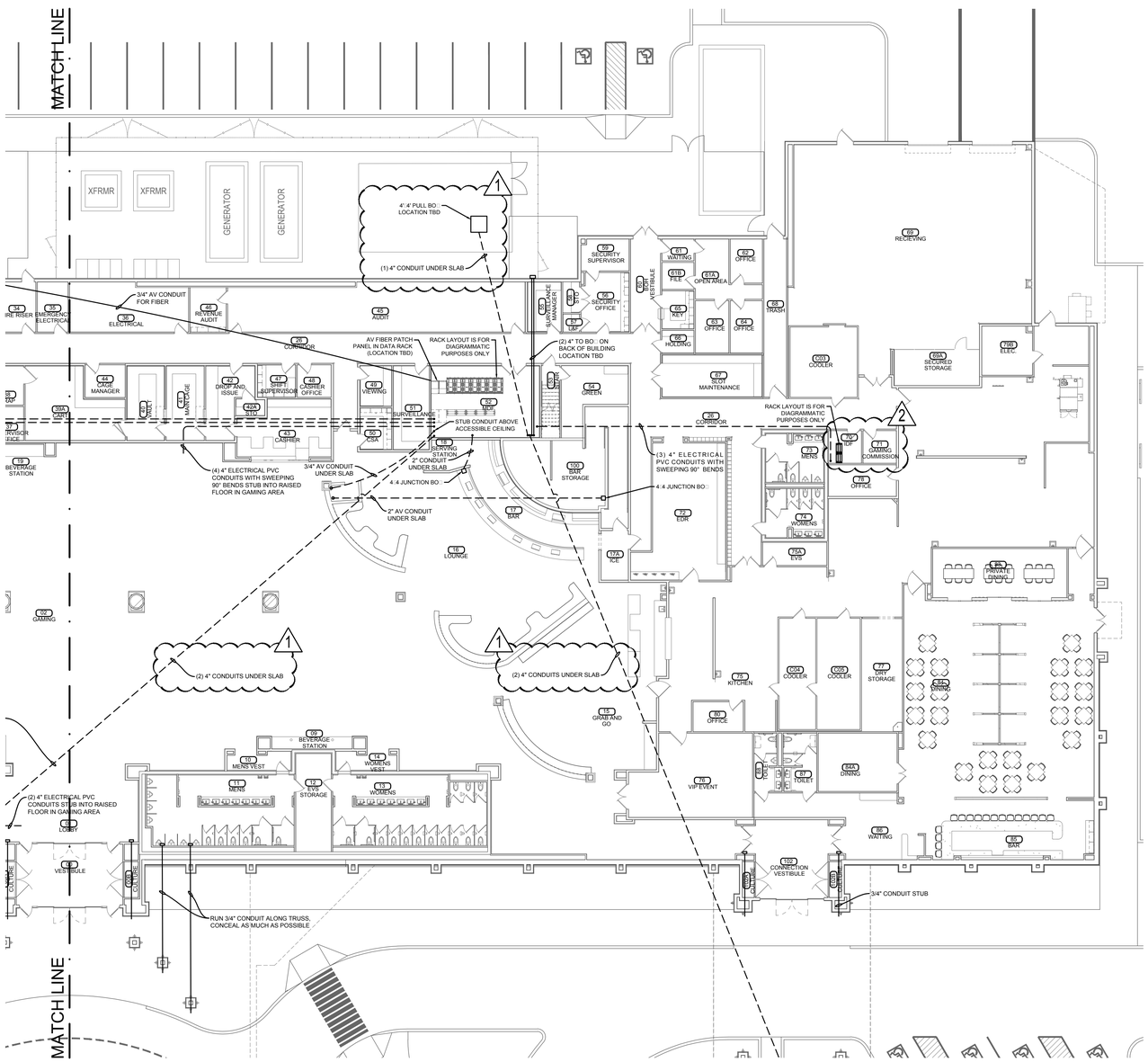

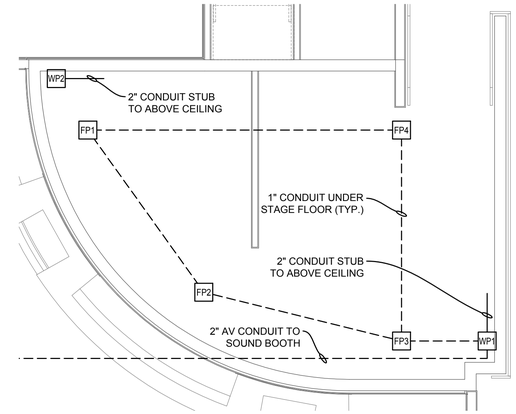

ENLARGED STAGE CONDUIT PLAN

1/4" = 1'-0"

- - - - - CONDUIT IN FLOOR OR BELOW GRADE

——— CONDUIT IN WALL OR ABOVE CEILING

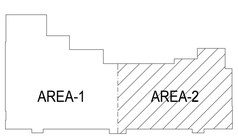

LOW VOLTAGE CONDUIT PLAN

1/16" = 1'-0"

James R. Childers Architect, Inc.
45 South 4th Street
Fort Smith, AR 72901
479-783-2480
www.childersarchitect.com

PROFESSIONAL SEAL:

STATE OF OKLAHOMA
JAMES R. CHILDERS
2118
REGISTERED ARCHITECT

CONSULTANT LOGO:

CLIENT:

CHEROKEE NATION Entertainment

Cherokee CASINO

CHEROKEE NATION ENTERTAINMENT
TAHLEQUAH CASINO
TAHLEQUAH, OKLAHOMA

PROJECT PHASE:

ADDENDUM #16

REVISIONS

#	DATE	DESCRIPTION
1	07/13/2018	ADDENDUM #15
2	07/18/2018	ADDENDUM #16

DATE: 07/13/2018

JOB NUMBER: 17-06

SHEET NUMBER:

ITS004B

LOW VOLTAGE CONDUIT PLAN AREA 2

KEYED NOTES

1. PROVIDE AND INSTALL (1) TYPE 4 CABLE TO FIXED CAMERA LOCATION. OWNER TO INSTALL ALL CAMERAS. LEAVE 10' SERVICE LOOP, COILED AND VELCRO'D, ABOVE CAMERA LOCATION IN BASKET TRAY.
2. PROVIDE AND INSTALL (1) TYPE 4 CABLE TO PTZ CAMERA LOCATION. OWNER TO INSTALL ALL CAMERAS. LEAVE 10' SERVICE LOOP, COILED AND VELCRO'D, ABOVE CAMERA LOCATION IN BASKET TRAY.
3. PROVIDE AND INSTALL (1) TYPE 7 CABLE TO CARD ACCESS LOCATION. INSTALL OWNER PROVIDED ACCESS CONTROL DEVICES. COORDINATE WITH DOOR CONTRACTOR AND OWNER FOR MOUNTING SPECIFICATIONS.

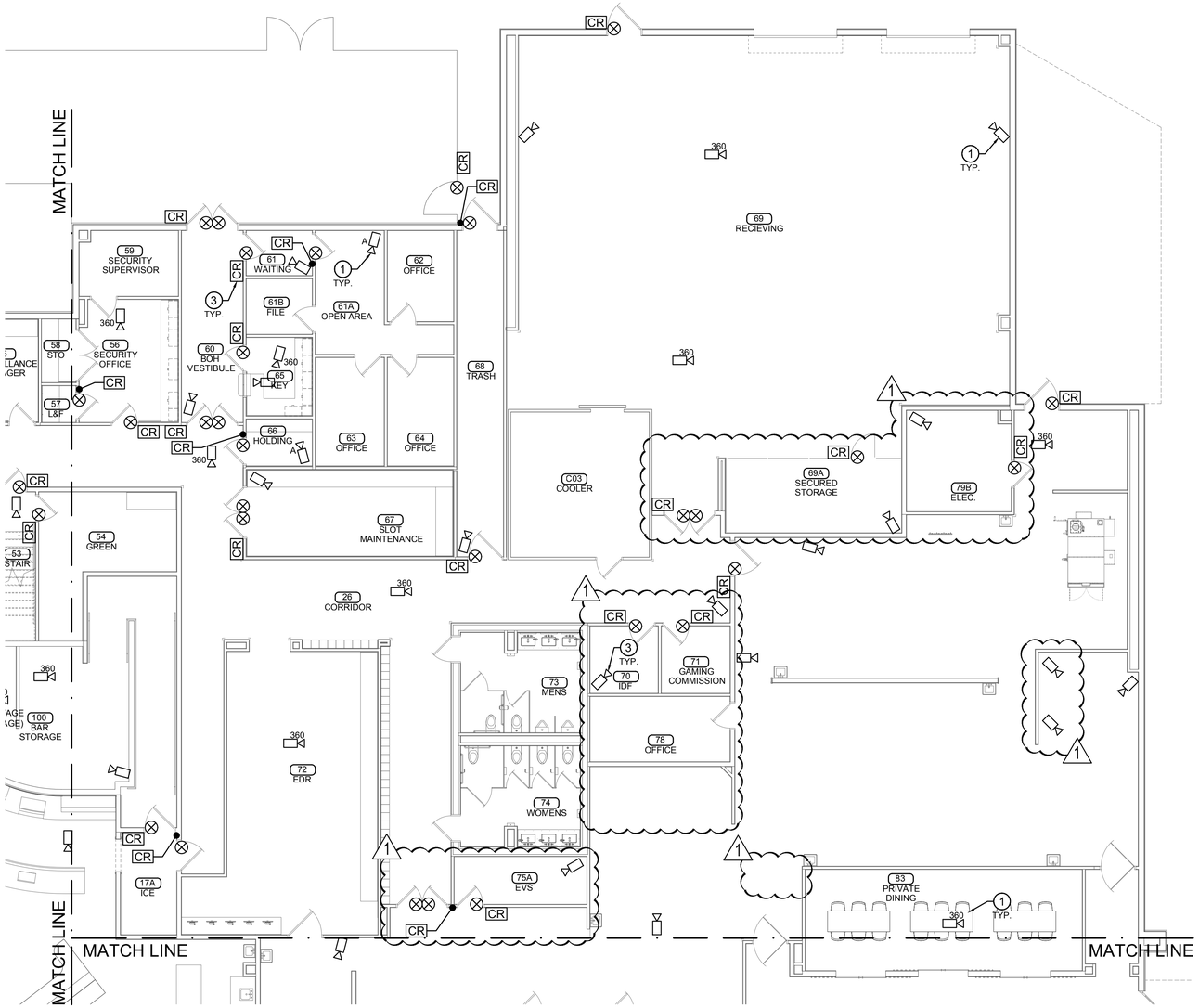

1 SECURITY PLAN - AREA 4
SCALE: 1/8" = 1'-0"

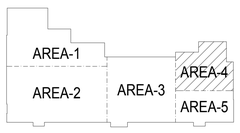

James R. Childers Architect, Inc.
45 South 4th Street
Fort Smith, AR 72901
479-783-2480
www.childersarchitect.com

PROFESSIONAL SEAL:

STATE OF OKLAHOMA
JAMES R. CHILDERS
2118
REGISTERED ARCHITECT

CONSULTANT LOGO:

CLIENT:

CHEROKEE NATION Entertainment
Cherokee CASINO

CHEROKEE NATION ENTERTAINMENT
TAHLEQUAH CASINO
TAHLEQUAH, OKLAHOMA

PROJECT PHASE:
ADDENDUM #16

REVISIONS

#	DATE	DESCRIPTION
1	08/18/2018	ADDENDUM #16

DATE: 07/18/2018
JOB NUMBER: 17-06
SHEET NUMBER: ITS104

FIRST FLOOR
SECURITY PLAN - AREA 4

KEYED NOTES

1. PROVIDE AND INSTALL (1) TYPE 4 CABLE TO FIXED CAMERA LOCATION. OWNER TO INSTALL ALL CAMERAS. LEAVE 10' SERVICE LOOP, COILED AND VELCRO'D, ABOVE CAMERA LOCATION IN BASKET TRAY.
2. PROVIDE AND INSTALL (1) TYPE 4 CABLE TO PTZ CAMERA LOCATION. OWNER TO INSTALL ALL CAMERAS. LEAVE 10' SERVICE LOOP, COILED AND VELCRO'D, ABOVE CAMERA LOCATION IN BASKET TRAY.
3. PROVIDE AND INSTALL (1) TYPE 7 CABLE TO CARD ACCESS LOCATION. INSTALL OWNER PROVIDED ACCESS CONTROL DEVICES. COORDINATE WITH DOOR CONTRACTOR AND OWNER FOR MOUNTING SPECIFICATIONS.

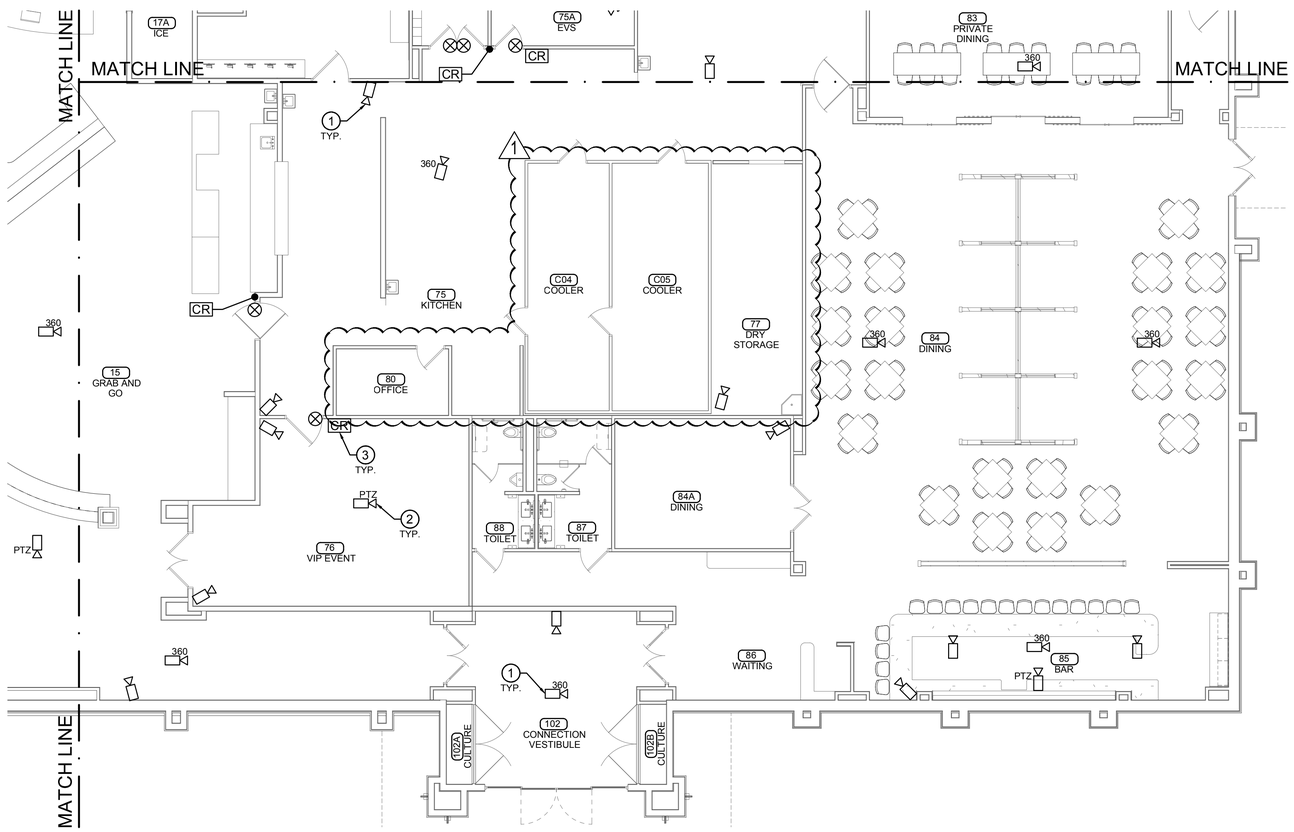

1 SECURITY PLAN - AREA 5
SCALE: 1/8" = 1'-0"

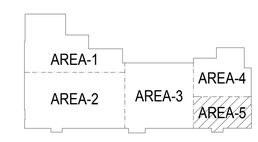

James R. Childers Architect, Inc.
45 South 4th Street
Fort Smith, AR 72901
479-783-2480
www.childersarchitect.com

PROFESSIONAL SEAL:

STATE OF OKLAHOMA
JAMES R. CHILDERS
2118
REGISTERED ARCHITECT

CONSULTANT LOGO:

CLIENT:

CHEROKEE NATION Entertainment

Cherokee CASINO

CHEROKEE NATION ENTERTAINMENT
TAHLEQUAH CASINO
TAHLEQUAH, OKLAHOMA

PROJECT PHASE:
ADDENDUM #16

REVISIONS

#	DATE	DESCRIPTION
1	07/18/2018	ADDENDUM #16

DATE: 07/18/2018
JOB NUMBER: 17-06

SHEET NUMBER:
ITS105

FIRST FLOOR
SECURITY PLAN - AREA 5

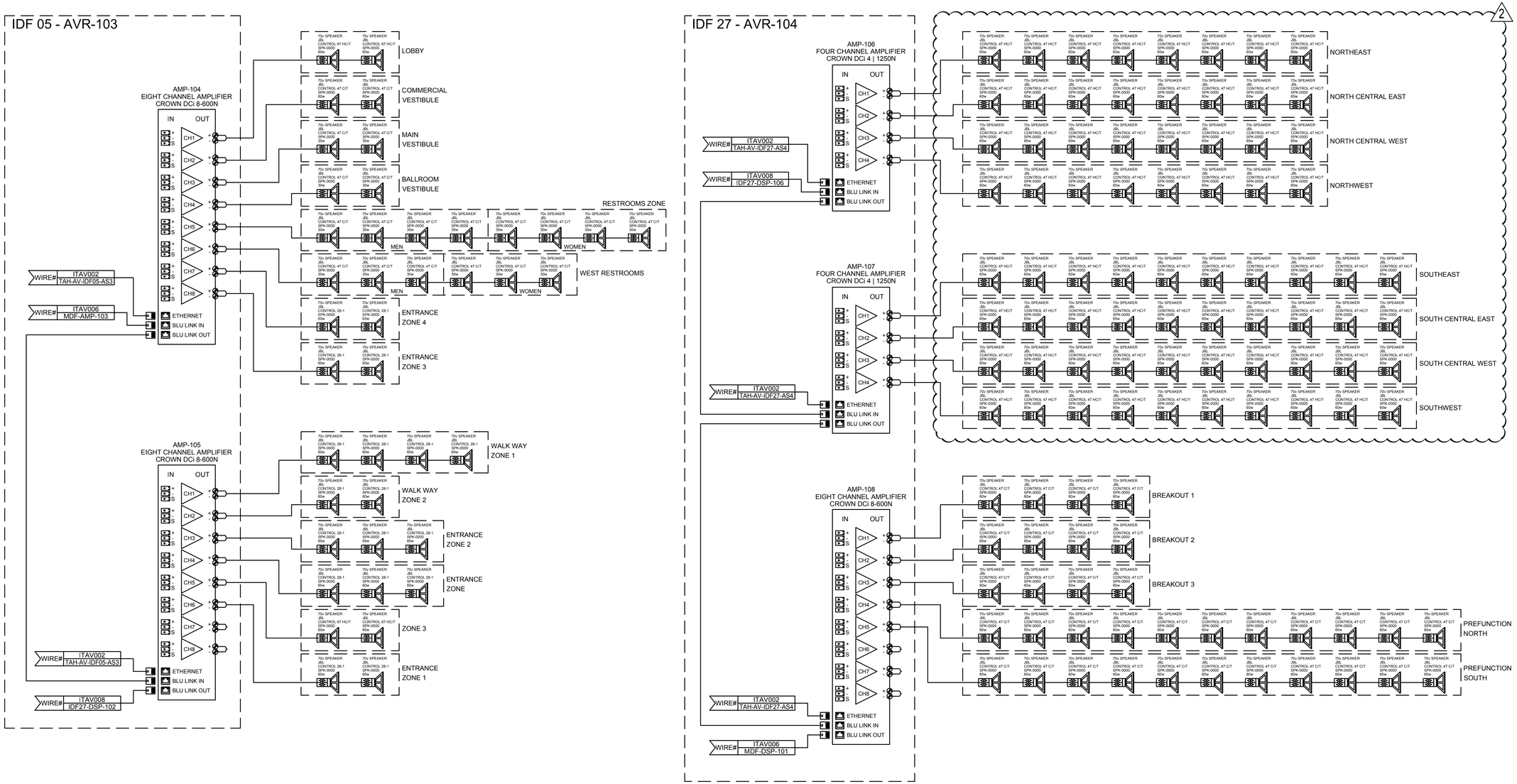

James R. Childers Architect, Inc.
45 South 4th Street
Fort Smith, AR 72901
479-783-2480
www.childersarchitect.com

PROFESSIONAL SEAL:

STATE OF OKLAHOMA
JAMES R. CHILDERS
2118
REGISTERED ARCHITECT

CONSULTANT LOGO:

CLIENT:

CHEROKEE NATION Entertainment

Cherokee CASINO

CHEROKEE NATION ENTERTAINMENT
TAHLEQUAH CASINO
TAHLEQUAH, OKLAHOMA

PROJECT PHASE:

ADDENDUM #16

REVISIONS

#	DATE	DESCRIPTION
1	07/13/2018	ADDENDUM #15
2	07/18/2018	ADDENDUM #16

DATE: 07/18/2018

JOB NUMBER: 17-06

SHEET NUMBER:

ITAV007

WIRING DIAGRAM
AUDIO DISTRIBUTION

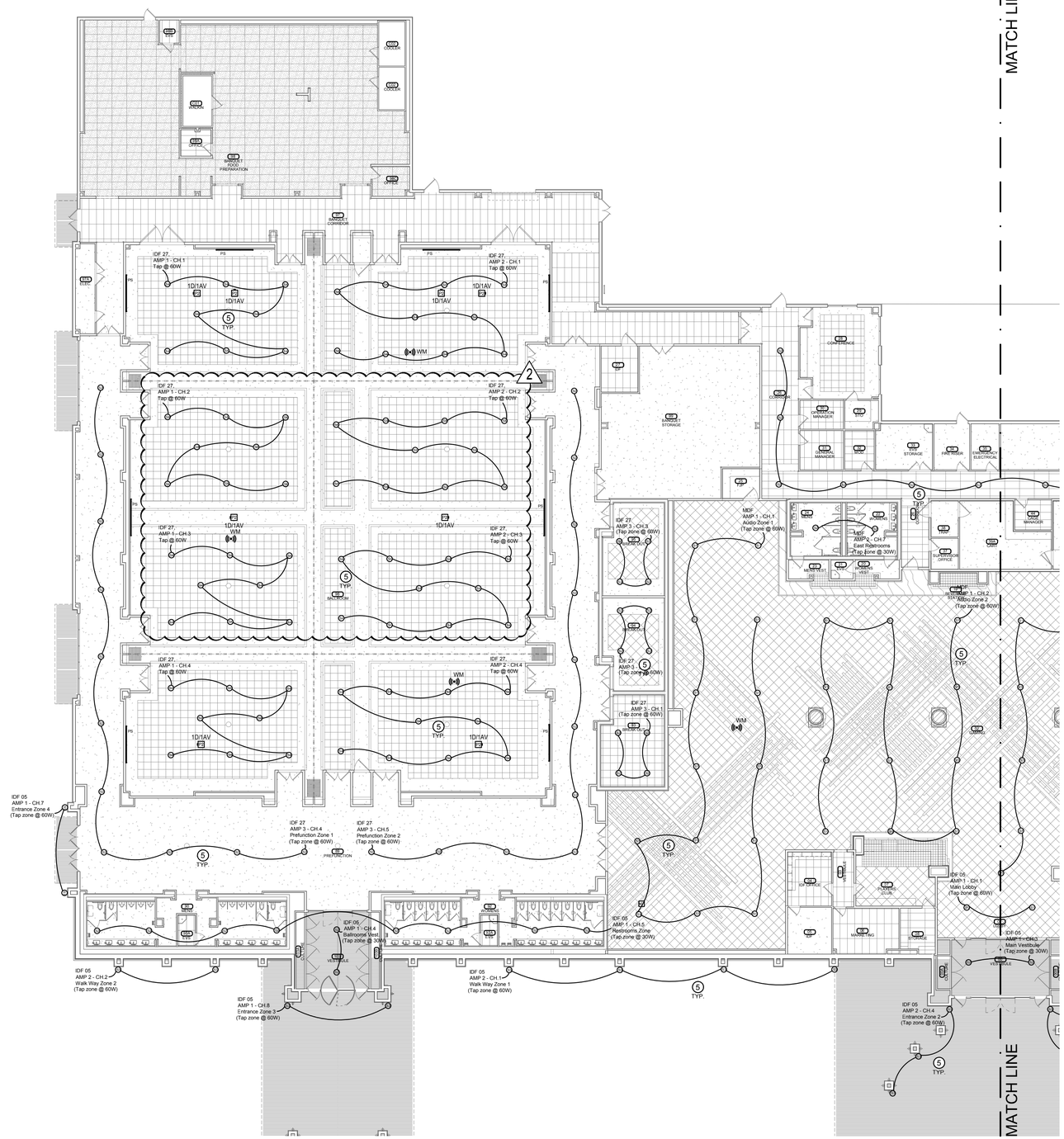

GENERAL NOTES

1. SEE CABLE MATRIX ON ITS COVER SHEET FOR CABLE TYPES AND PART NUMBERS.
2. LABEL ALL DATA CABLES AT BOTH ENDS INDICATING PATCH PORT NUMBER AND OUTLET NUMBER. SEE THE ITS DIAGRAMS SERIES FOR ADDITIONAL INFORMATION. PROVIDE AND INSTALL DYMO #18055 SHRINK TUBE LABELS, 2" FROM MODULAR PLUG ON BOTH ENDS.
3. ALL CABLES SHALL ROUTE BACK TO THE APPROPRIATE ER/TR/TC ROOM. THE CONTRACTOR IS RESPONSIBLE TO PROVIDE ALL NECESSARY CONDUIT, CONDUIT FITTINGS, JUNCTION BOXES, J-HOOKS, AND WIRE BASKET TO CREATE A COMPLETE PATHWAY.
4. PROVIDE ALL SLEEVES AND CONDUIT STUB-UPS WITH NYLON BUSHING PROIOR TO PULLING CABLE.
5. THE CONTRACTOR SHALL UTILIZE ARLINGTON LOOPS (SADDLES) OR EQUAL FOR CABLE SUPPORT IN BASKET TRAYED LOCATIONS. NO SPACING BETWEEN LOOPS SHALL EXCEED 4'. NO CABLE SHALL DROOP MORE THAN 6" OR TOUCH OTHER SYSTEM CABLES, PIPES, DUCTS, OR CEILING SUPPORTS. THERE SHALL BE A MINIMUM SEPARATION OF 6" BETWEEN LIGHT FIXTURES AND ELECTRICAL SOURCES.
6. NO MORE THAN 6" SERVICE LOOP MAY BE STORED IN OUTLET BOX LOCATION. A 10" SERVICE LOOP SHALL BE ROLLED, COILED AND STORED IN CEILING CAVITY ABOVE EACH DROP LOCATION. UTILIZE PROPER CABLE SUPPORT WITH VELCRO WRAP TO HOLD IN PLACE.
7. ALL PENETRATIONS THROUGH FIRE RATED BUILDING STRUCTURES (WALLS AND FLOORS) SHALL BE SEALED WITH AN APPROPRIATE UL LISTED FIRE STOP SYSTEM. ANY PENETRATING ITEMS SUCH AS CABLES, CONDUIT, CABLE TRAY, AND RACEWAYS SHALL BE PROPERLY FIRE STOPPED. FIRE STOP SYSTEM SHALL BE UL LISTED TO ASTM E814 AND SHALL BE APPROVED BY THE PROFESSIONAL ENGINEER (P.E.) OF RECORD.
8. COORDINATE EXACT MOUNTING HEIGHT AND LOCATION OF ALL OUTLETS MOUNTED ADJACENT TO ELECTRICAL OUTLETS IN WALLS OR CASEWORK PRIOR TO ROUGH-IN.
9. PROVIDE A SIEMON 5 SQUARE, EXTRA DEEP JUNCTION BOX WITH ONE (1) 1" KNOCKOUT AND ONE (1) 1/4" KNOCKOUT WITH MUD RING TO REDUCE TO SINGLE GANG FACEPLATE TO EACH TV LOCATION. INSTALL EITHER A 1" OR 1 1/4" CONDUIT AS REQUIRED TO CEILING SPACE WITH SMOOTH THROAT CONNECTOR AND NYLON BUSHING FOR ALL DATA/VOICE CAT6 OUTLETS. REFER TO THE ITS DIAGRAMS SERIES FOR FACEPLATE CONFIGURATIONS AND ADDITIONAL INFORMATION.
10. THERE SHALL BE NO CABLES BUNDLED IN GROUPS GREATER THAN ## CABLES. NO CABLE TIES SHALL BE USED ON HORIZONTAL CABLE. VELCRO IS THE ONLY ACCEPTABLE CABLE BUNDLING WRAP/TIE.
11. NO CABLE SHALL BE INSTALLED PRIOR TO ANY CEILING PAINTING. DATA CABLES ARE NOT TO BE PAINTED. ANY PAINT, OVER SPRAY, OR BUSH MARKS IS TO BE REMOVED PRIOR TO TESTING AND CERTIFICATION.
12. ALL PANDUIT PRODUCTS MUST BE INSTALLED BE A PANDUIT CERTIFIED INSTALLER.
13. ALL HORIZONTAL CABLE SYSTEMS SHALL COME WITH AN EXTENDED MANUFACTURE WARRANTY. TEST, CERTIFY, AND SUBMIT WARRANT INFORMATION FOR CALL HORIZONTAL COPPER CABLES USING PERMANENT LINK METHOD. TEST TO BE PERFORMED WITH A MANUFACTURE APPROVED TESTER TO THEIR SPECIFICATIONS AND STANDARDS. NOTE: FLUKE #DTX-1800 IS THE PREFERRED TESTER. PROVIDE ONE ELECTRONIC COPY OF ALL TEST RESULTS SUBMITTED TO MANUFACTURE IN THE RAW TESTER FORMAT. EVERY CABLE NEEDS TO BE CERTIFIED.
14. TEST, CERTIFY AND SUBMIT REQUIRED WARRANTY INFORMATION FOR ALL PANDUIT FIBER OPTIC CABLES. PROVIDE OWNERS ITS REPRESENTATIVES COPIES OF ALL TEST RESULTS SUBMITTED TO PANDUIT IN THE RAW TESTER FORMAT.
15. WITHIN TR/ER LOCATIONS ALL COPPER AND FIBER OPTIC CABLE SHALL BE BUNDLED AND INSTALLED IN AN EXPANDABLE, BRAIDED SLEEVE. NO MORE THAN 24 CABLES PER SLEEVE.
16. FIBER CABLING SHALL BE INSTALLED IN ACCORDANCE WITH 2008 NEC ARTICLE 770.
17. ALL ACTIVE EQUIPMENT IS CONTRACTOR PROVIDED.
18. ALL TV MOUNTS, PROJECTOR MOUNTS, PROJECT SCREENS, BACK BOXES ARE PROVIDED BY AV CONTRACTOR, CONTRACTOR INSTALLED.
19. SPEAKER RUNS ARE TO BE INSTALLED (GROUPED) AS SHOWN.
20. ALL TV'S AND SIGNAGE, TOUCH PANELS, SPEAKER CABLES, AND OTHER AV DEVICES SHALL BE LANDED IN THE APPROPRIATE AV RACK COORDINATE WITH OWNERS REPRESENTATIVE FOR EXACT LOCATIONS AND DIAGRAMS.
21. THE AV SYSTEM IS A COMPLETE, OPERATIONAL SYSTEM. ALL ACTIVE EQUIPMENT INNER CONNECT CABLES, CONNECTORS AND BACK BOXES ARE MOUNTS ARE CONTRACTOR PROVIDE AND INSTALLED UNLESS OTHERWISE NOTED.

KEYED NOTES

1. PROVIDE AND INSTALL ONE (1) TYPE 16 CABLE TO SPEAKER CLUSTER. COORDINATE LOCATION WITH OWNERS'S REPRESENTATIVE/G.C. PRIOR TO INSTALLATION. INSTALL OWNER PROVIDED SPEAKER CLUSTER.
2. PROVIDE AND INSTALL ONE (1) TYPE 1 CABLE TO WIRELESS MIC. RECEIVER COORDINATE LOCATION WITH OWNER'S REPRESENTATIVE/G.C. PRIOR TO INSTALLATION. INSTALL OWNER PROVIDED RECEIVER.
3. PROVIDED AND INSTALL TWO (2) TYPE 1 CABLES FROM PROJECTOR OUTLET BOX TO MDF ROOM. INSTALL OWNER PROVIDED CEILING MOUNT AND PROJECTOR. COORDINATE LOCATION WITH OWNERS REPRESENTATIVE/G.C. PRIOR TO INSTALLATION.
4. PROVIDE AND INSTALL ONE (1) CONTROL CABLE TO OWNER PROVIDED RECESSED PROJECTION SCREEN.
5. PROVIDE AND INSTALL ONE (1) TYPE 16 CABLE BETWEEN SPEAKER AS SHOWN. COORDINATE LOCATION WITH OWNER'S REPRESENTATIVE OR GENERAL CONTRACTOR PRIOR TO INSTALLATION.
6. PROVIDE AND INSTALL ONE (1) TYPE 1 TO DMX CONTROLLER. ROUTE TO MDF ROOM AND TERMINATE WITH RJ45.

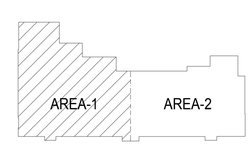

CEILING AV PLAN - AREA 1

1/16" = 1'-0"

James R. Childers Architect, Inc.
45 South 4th Street
Fort Smith, AR 72901
479-783-2480
www.childersarchitect.com

PROFESSIONAL SEAL:

STATE OF OKLAHOMA
JAMES R. CHILDERS
2118
REGISTERED ARCHITECT

CONSULTANT LOGO:

CLIENT:

CHEROKEE NATION Entertainment

Cherokee CASINO

CHEROKEE NATION ENTERTAINMENT
TAHLEQUAH CASINO
TAHLEQUAH, OKLAHOMA

PROJECT PHASE:

ADDENDUM #16

REVISIONS

#	DATE	DESCRIPTION
1	07/13/2018	ADDENDUM #15
2	07/16/2018	ADDENDUM #16

DATE: 07/13/2018

JOB NUMBER: 17-06

SHEET NUMBER:

ITAV101

CEILING AV PLAN AREA 1