

THIS DOCUMENT IS THE PROPERTY OF IERA AND IS TO BE USED ONLY FOR THE PROJECT AND SITE SPECIFICALLY IDENTIFIED HEREIN. ANY REUSE OR REPRODUCTION OF THIS DOCUMENT WITHOUT THE WRITTEN PERMISSION OF IERA IS STRICTLY PROHIBITED. IERA ASSUMES NO LIABILITY FOR ANY DAMAGE OR INJURY TO PERSONS OR PROPERTY CAUSED BY THE USE OF THIS DOCUMENT.

CONSULTANTS

INTERIOR ARCHITECTURE
 IERA
 1111 S. MAIN ST. SUITE 100
 CHARLOTTE, NC 28202
 704.333.1111

STRUCTURAL ENGINEERING
 THE ENGINEERING CONSULTING CENTER
 1000 W. WILSON ST. SUITE 200
 CHARLOTTE, NC 28202
 704.333.1111

MER ENGINEERING
 MER ENGINEERING, INC.
 1000 W. WILSON ST. SUITE 200
 CHARLOTTE, NC 28202
 704.333.1111

MECHANICAL ENGINEERING/PLUMBING
 HOK
 1000 W. WILSON ST. SUITE 200
 CHARLOTTE, NC 28202
 704.333.1111

ELECTRICAL ENGINEERING
 HOK
 1000 W. WILSON ST. SUITE 200
 CHARLOTTE, NC 28202
 704.333.1111

MECHANICAL/ELECTRICAL/PLUMBING
 HOK
 1000 W. WILSON ST. SUITE 200
 CHARLOTTE, NC 28202
 704.333.1111

MECHANICAL/ELECTRICAL/PLUMBING
 HOK
 1000 W. WILSON ST. SUITE 200
 CHARLOTTE, NC 28202
 704.333.1111

MECHANICAL/ELECTRICAL/PLUMBING
 HOK
 1000 W. WILSON ST. SUITE 200
 CHARLOTTE, NC 28202
 704.333.1111

MECHANICAL/ELECTRICAL/PLUMBING
 HOK
 1000 W. WILSON ST. SUITE 200
 CHARLOTTE, NC 28202
 704.333.1111

MECHANICAL/ELECTRICAL/PLUMBING
 HOK
 1000 W. WILSON ST. SUITE 200
 CHARLOTTE, NC 28202
 704.333.1111

MECHANICAL/ELECTRICAL/PLUMBING
 HOK
 1000 W. WILSON ST. SUITE 200
 CHARLOTTE, NC 28202
 704.333.1111

MECHANICAL/ELECTRICAL/PLUMBING
 HOK
 1000 W. WILSON ST. SUITE 200
 CHARLOTTE, NC 28202
 704.333.1111

MECHANICAL/ELECTRICAL/PLUMBING
 HOK
 1000 W. WILSON ST. SUITE 200
 CHARLOTTE, NC 28202
 704.333.1111

MECHANICAL/ELECTRICAL/PLUMBING
 HOK
 1000 W. WILSON ST. SUITE 200
 CHARLOTTE, NC 28202
 704.333.1111

MECHANICAL/ELECTRICAL/PLUMBING
 HOK
 1000 W. WILSON ST. SUITE 200
 CHARLOTTE, NC 28202
 704.333.1111

MECHANICAL/ELECTRICAL/PLUMBING
 HOK
 1000 W. WILSON ST. SUITE 200
 CHARLOTTE, NC 28202
 704.333.1111

MECHANICAL/ELECTRICAL/PLUMBING
 HOK
 1000 W. WILSON ST. SUITE 200
 CHARLOTTE, NC 28202
 704.333.1111

MECHANICAL/ELECTRICAL/PLUMBING
 HOK
 1000 W. WILSON ST. SUITE 200
 CHARLOTTE, NC 28202
 704.333.1111

MECHANICAL/ELECTRICAL/PLUMBING
 HOK
 1000 W. WILSON ST. SUITE 200
 CHARLOTTE, NC 28202
 704.333.1111

MECHANICAL/ELECTRICAL/PLUMBING
 HOK
 1000 W. WILSON ST. SUITE 200
 CHARLOTTE, NC 28202
 704.333.1111

MECHANICAL/ELECTRICAL/PLUMBING
 HOK
 1000 W. WILSON ST. SUITE 200
 CHARLOTTE, NC 28202
 704.333.1111

MECHANICAL/ELECTRICAL/PLUMBING
 HOK
 1000 W. WILSON ST. SUITE 200
 CHARLOTTE, NC 28202
 704.333.1111

MECHANICAL/ELECTRICAL/PLUMBING
 HOK
 1000 W. WILSON ST. SUITE 200
 CHARLOTTE, NC 28202
 704.333.1111

MECHANICAL/ELECTRICAL/PLUMBING
 HOK
 1000 W. WILSON ST. SUITE 200
 CHARLOTTE, NC 28202
 704.333.1111

MECHANICAL/ELECTRICAL/PLUMBING
 HOK
 1000 W. WILSON ST. SUITE 200
 CHARLOTTE, NC 28202
 704.333.1111

MECHANICAL/ELECTRICAL/PLUMBING
 HOK
 1000 W. WILSON ST. SUITE 200
 CHARLOTTE, NC 28202
 704.333.1111

CODE REFERENCE PLAN LEGEND

ROOM NAME NUMBER
 OCCUPANCY CLASSIFICATION
 OCCUPANT LOAD FACTOR
 EGRESS PATH
 EGRESS WIDTH
 EGRESS DISTANCE
 EGRESS SIGNAGE
 EGRESS LIGHTING
 EGRESS DOOR
 EGRESS WINDOW
 EGRESS STAIR
 EGRESS ESCALATOR
 EGRESS RAMP
 EGRESS PLATFORM
 EGRESS LANDING
 EGRESS CORRIDOR
 EGRESS STAIRWELL
 EGRESS MECHANICAL ROOM
 EGRESS ELECTRICAL ROOM
 EGRESS PLUMBING ROOM
 EGRESS STORAGE ROOM
 EGRESS SERVICE AREA
 EGRESS RESTROOM
 EGRESS LOCKER ROOM
 EGRESS JANITORY
 EGRESS STORAGE
 EGRESS MECHANICAL
 EGRESS ELECTRICAL
 EGRESS PLUMBING
 EGRESS STORAGE
 EGRESS SERVICE AREA
 EGRESS RESTROOM
 EGRESS LOCKER ROOM
 EGRESS JANITORY
 EGRESS STORAGE

DOOR CLEAR EGRESS WIDTHS

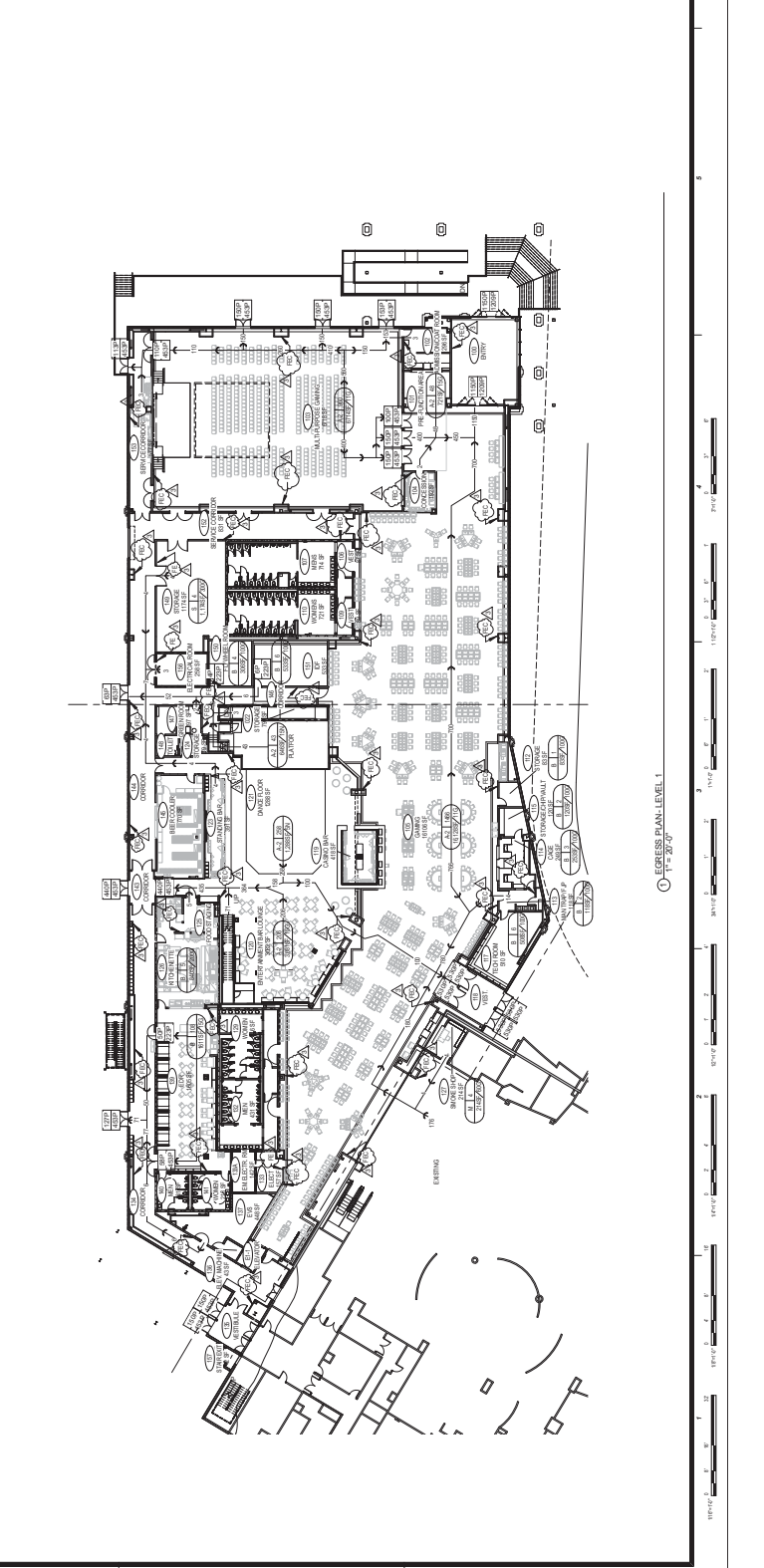
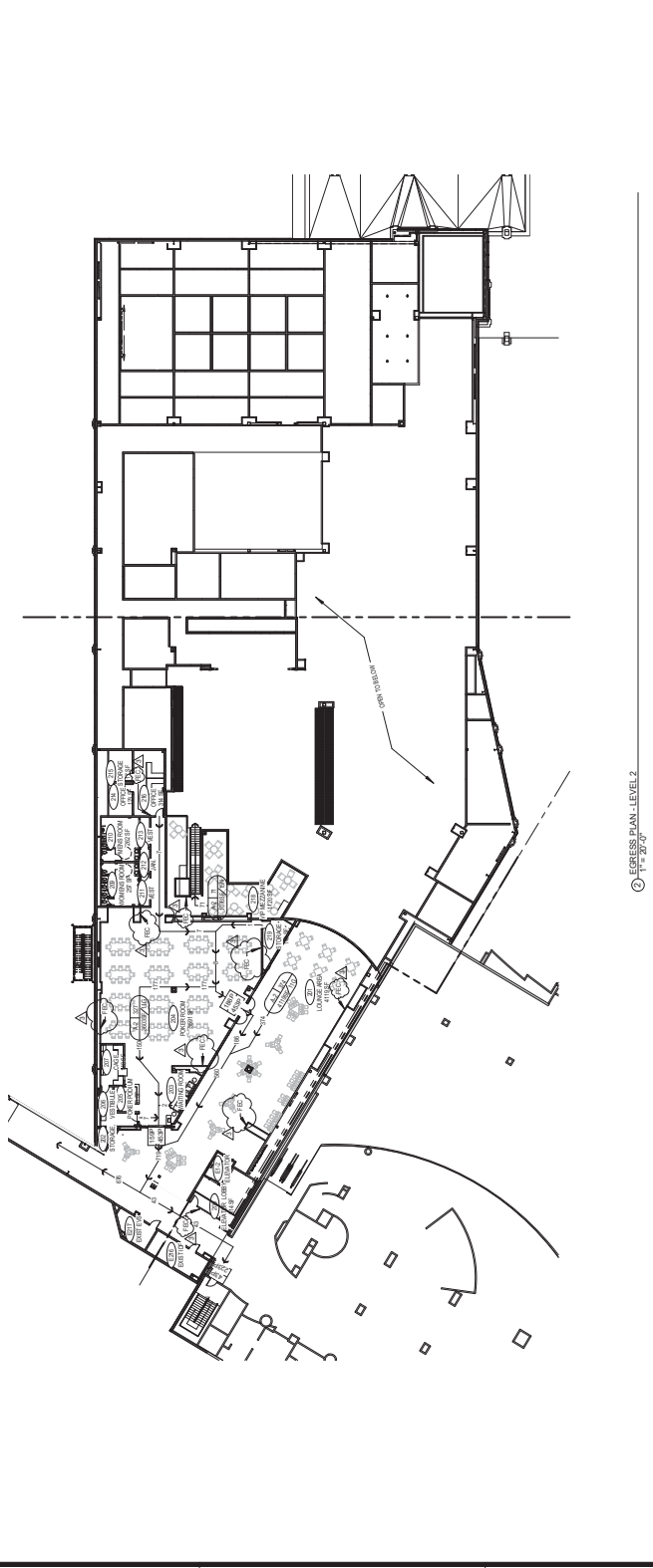
3'-0" (813 mm) (12' O.C.)
 3'-6" (1067 mm) (6' O.C.)
 4'-0" (1219 mm) (4' O.C.)
 4'-6" (1372 mm) (3' O.C.)
 5'-0" (1524 mm) (2' O.C.)
 5'-6" (1677 mm) (1' O.C.)
 6'-0" (1829 mm) (0.5' O.C.)

TRAVEL DISTANCE + COMMON PATH

EDUCATION (CLASSROOM) WITH SPRINKLER SYSTEM
 - TRAVEL DISTANCE TO EGRESS: 150' / 150'
 - TRAVEL DISTANCE TO EGRESS: 150' / 150'
 - TRAVEL DISTANCE TO EGRESS: 150' / 150'
 - TRAVEL DISTANCE TO EGRESS: 150' / 150'
 - TRAVEL DISTANCE TO EGRESS: 150' / 150'
 - TRAVEL DISTANCE TO EGRESS: 150' / 150'

MAXIMUM FLOOR AREA PER OCCUPANT

EDUCATIONAL
 CLASSROOM OCCUPANT
 ASSEMBLY
 CLASSROOM ONLY
 STAGE AND AUDITORIUM
 WAREHOUSE
 STORAGE
 MECHANICAL ROOM
 ELECTRICAL ROOM
 PLUMBING ROOM
 STORAGE
 SERVICE AREA
 RESTROOM
 LOCKER ROOM
 JANITORY
 STORAGE



1 2 3 4 5 6 7 8 9 10 11 12 13 14 15 16 17 18 19 20 21 22 23 24 25 26 27 28 29 30 31 32 33 34 35 36 37 38 39 40 41 42 43 44 45 46 47 48 49 50 51 52 53 54 55 56 57 58 59 60 61 62 63 64 65 66 67 68 69 70 71 72 73 74 75 76 77 78 79 80 81 82 83 84 85 86 87 88 89 90 91 92 93 94 95 96 97 98 99 100

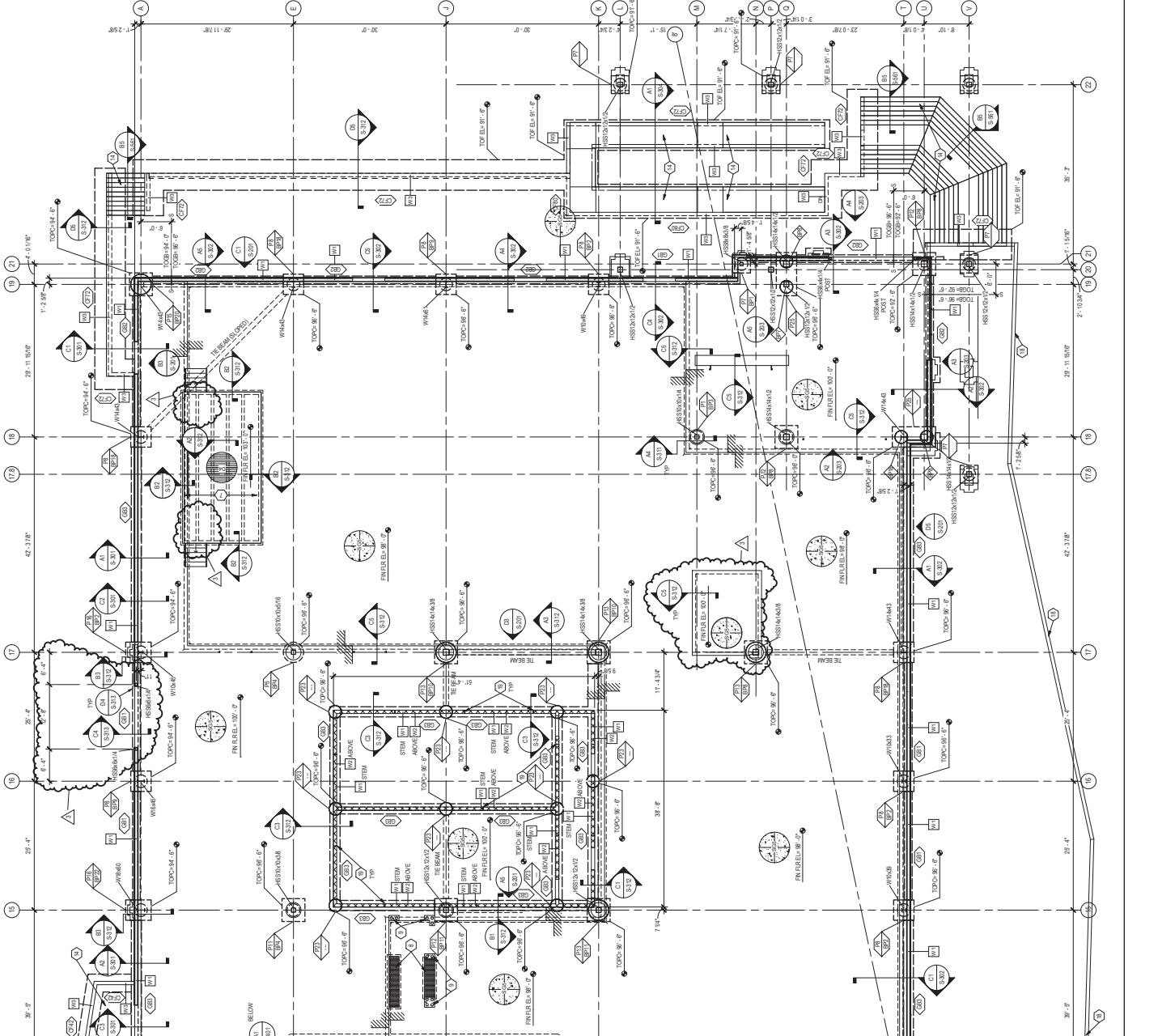
1 2 3 4 5 6 7 8 9 10 11 12 13 14 15 16 17 18 19 20 21 22 23 24 25 26 27 28 29 30 31 32 33 34 35 36 37 38 39 40 41 42 43 44 45 46 47 48 49 50 51 52 53 54 55 56 57 58 59 60 61 62 63 64 65 66 67 68 69 70 71 72 73 74 75 76 77 78 79 80 81 82 83 84 85 86 87 88 89 90 91 92 93 94 95 96 97 98 99 100

GENERAL SHEET NOTES

1. SOME SHEET NOTES MAY NOT APPLY TO THIS SHEET.
2. REFERENCE FINISH FLOOR ELEVATION IS 2' 4 1/8" A.M.S. FINISH FLOOR ELEVATION. SEE CIVIL DRAWINGS.
3. TOP OF FLOOR AND TOP OF BEAM WITHOUT CAP BEHAVIOR = 8' 0" UNLESS NOTED OTHERWISE.
4. CHANGES: REVISIONS TO BE NOTED IN THE CHANGES SECTION OF THE DRAWINGS.
5. BEAM ELEVATION: TOP OF BEAM OR GRADE BEHAVIOR IS TO BE NOTED IN THE CHANGES SECTION OF THE DRAWINGS.
6. GRADE BEAMS SHALL BE LOCATED IN THE SPACES BETWEEN THE BEAMS.
7. FOUNDATION BEAMS SHALL BE LOCATED IN THE SPACES BETWEEN THE BEAMS.
8. FOUNDATION BEAMS SHALL BE LOCATED IN THE SPACES BETWEEN THE BEAMS.
9. ARCHITECTOR OR ENGINEER SHALL PROVIDE THE REQUIRED FRAME COLUMN FOR BEAMS TO BE LOCATED IN THE SPACES BETWEEN THE BEAMS.
10. NOTE TO DIRECTOR: INTERNAL STABILITY OF THE STEEL FRAME SHALL BE MAINTAINED BY THE STEEL FRAME IN ACCORDANCE WITH THE AISC 360-10 CODE OF PRACTICE.
11. DIMENSIONS ARE TO THE FACE OF CONCRETE, MASONRY, OR GROUND UNLESS NOTED OTHERWISE.
12. SEE ARCHITECTURAL DRAWINGS FOR WINDOW DIMENSIONS AND FINISHES.
13. DIMENSIONS TO FACE OF CONCRETE, MASONRY, OR GROUND UNLESS NOTED OTHERWISE.
14. PROVIDE SLAB NOTED AT: AT CENTER MAXIMUM. THE CONTROL JOINTS SHALL BE LOCATED AT JOINT LINES UNLESS NOTED OTHERWISE. PROVIDE JOINTS PERMANENTLY TO BE REMOVED.
15. SEE SHEETS S-11.5 TO S-11.8 FOR TYPICAL FOUNDATION SECTIONS AND DETAILS.
16. SEE SHEETS S-11.9 TO S-11.10 FOR TYPICAL DETAILS.
17. SEE SHEETS S-11.11 TO S-11.12 FOR SCHEDULES.

SHEET KEYNOTE

1. ALL DIMENSIONS SHALL BE GIVEN IN FEET AND INCHES. COORDINATE EXACT SIZE AND LOCATION WITH ARCHITECTURAL AND MECHANICAL DRAWINGS.
2. ELEVATION SHALL BE COORDINATE EXACT SIZE AND LOCATION WITH ARCHITECTURAL AND MECHANICAL DRAWINGS.
3. NOT USED.
4. COORDINATE EXACT SIZE AND LOCATION WITH ARCHITECTURAL DRAWINGS.
5. COORDINATE EXACT SIZE AND LOCATION WITH ARCHITECTURAL DRAWINGS.
6. EXISTING FOOTING AND COLUMN TO BE BRACKLED IN THE EXISTING FIELD BEARING.
7. F. COLD-FORMED METAL STUD WALLS BY OTHERS AT JOINTS.
8. EXISTING IS TO BE COORDINATE EXACT SIZE AND LOCATION WITH ARCHITECTURAL AND MECHANICAL DRAWINGS. SEE S-11.9.
9. COORDINATE EXACT SIZE AND LOCATION WITH ARCHITECTURAL DRAWINGS.
10. COORDINATE EXACT SIZE AND LOCATION WITH ARCHITECTURAL DRAWINGS.
11. COORDINATE EXACT SIZE AND LOCATION WITH ARCHITECTURAL DRAWINGS.
12. COORDINATE EXACT SIZE AND LOCATION WITH ARCHITECTURAL DRAWINGS.
13. HATCHED AREA INDICATES EXISTING OR WELDED CHANNELS. COORDINATE EXACT SIZE AND LOCATION WITH ARCHITECTURAL AND MECHANICAL DRAWINGS. SEE S-11.9.
14. EXISTING OR NEW. COORDINATE EXACT SIZE AND LOCATION WITH ARCHITECTURAL AND MECHANICAL DRAWINGS. SEE S-11.9.
15. PORTION OF EXISTING WALL TO BE REMOVED. COORDINATE EXACT SIZE AND LOCATION WITH ARCHITECTURAL DRAWINGS.
16. EXISTING OR NEW. COORDINATE EXACT SIZE AND LOCATION WITH ARCHITECTURAL AND MECHANICAL DRAWINGS. SEE S-11.9.
17. COORDINATE EXACT SIZE AND LOCATION WITH ARCHITECTURAL AND MECHANICAL DRAWINGS. SEE S-11.9.
18. COORDINATE EXACT SIZE AND LOCATION WITH ARCHITECTURAL AND MECHANICAL DRAWINGS. SEE S-11.9.
19. COORDINATE EXACT SIZE AND LOCATION WITH ARCHITECTURAL AND MECHANICAL DRAWINGS. SEE S-11.9.



FOUNDATION PLAN - AREA 1
SCALE: 1/8" = 1'-0"

SEE SHEET S-11.2
MATCH LINE

CONSTRUCTION SET

FOUNDATION PLAN - AREA 1

ERA
ENGINEERING & ARCHITECTURE
1015 HUNTERS BLVD
SUITE 100
DALLAS, TX 75217
TEL: 972.382.1000
WWW.ERA-ARCH.COM

CHAVEZ-GRIEVES
ARCHITECTS
1015 HUNTERS BLVD
SUITE 100
DALLAS, TX 75217
TEL: 972.382.1000
WWW.CG-ARCH.COM

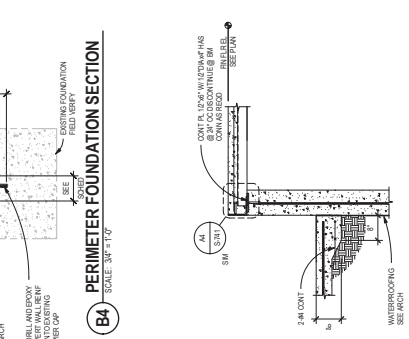
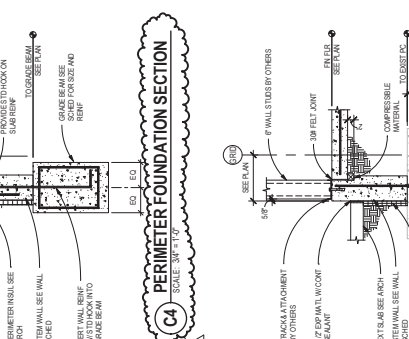
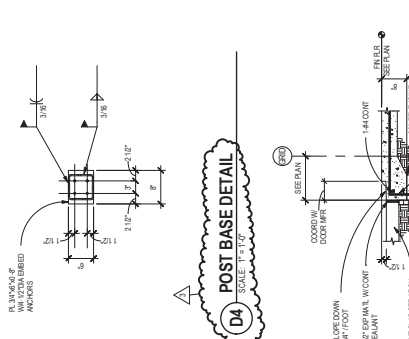
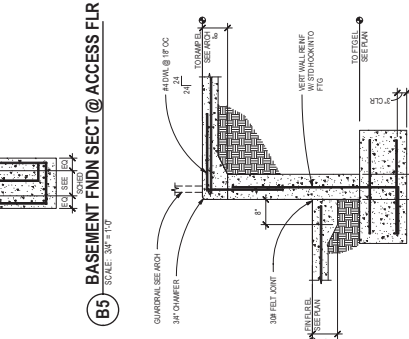
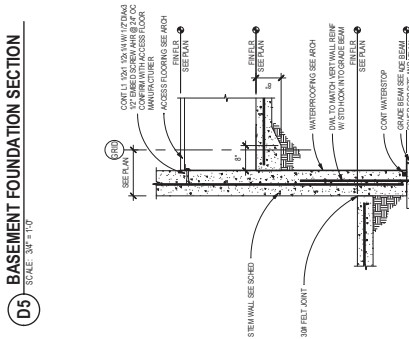
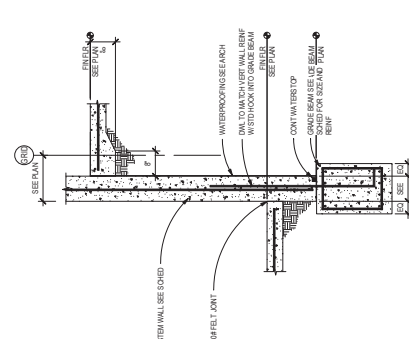
S-111
FOUNDATION PLAN - AREA 1

CHEROKEE HARD ROCK CASINO 4

ERA
ENGINEERING & ARCHITECTURE
1015 HUNTERS BLVD
SUITE 100
DALLAS, TX 75217
TEL: 972.382.1000
WWW.ERA-ARCH.COM

CHAVEZ-GRIEVES
ARCHITECTS
1015 HUNTERS BLVD
SUITE 100
DALLAS, TX 75217
TEL: 972.382.1000
WWW.CG-ARCH.COM

S-111
FOUNDATION PLAN - AREA 1



ERA
CHEROKEE HARD ROCK CASINO
 1001 SHILOH ROAD
 CHATTANOOGA, TN 37421
 (423) 893-4640
 www.cherokee.com

WILBER A. ADRIAN, INC.
 2500 BELLEVUE AVENUE
 SUITE 200
 CHATTANOOGA, TN 37424
 (423) 621-9109
 www.wadrian.com

CONSTRUCTION ENGINEERS
 4724 LINDSEY PARKWAY
 SUITE 100
 CHATTANOOGA, TN 37424
 (423) 885-0910
 www.construction-engineers.com

CHAZOV-GRIEVES
 2000 PINE HILL ROAD
 SUITE 100
 CHATTANOOGA, TN 37424
 (423) 893-2000
 www.chazov-griev.com

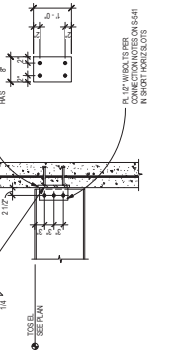
CHEROKEE HARD ROCK CASINO

CASINO 4

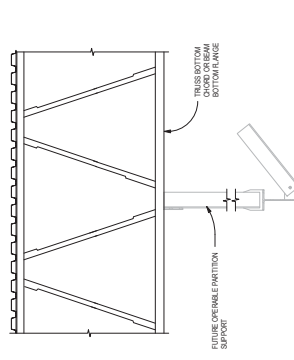
NO.	DESCRIPTION	DATE	ISSUED BY

FRAMING DETAILS

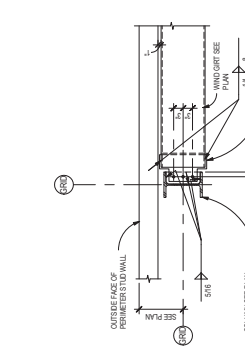
CONSTRUCTION SET
 DATE: 10/11/23
 DRAWN BY: J. ANDERSON
 CHECKED BY: S. CHAZOV-GRIEVES
S-501
 SCALE: 3/4" = 1'-0"



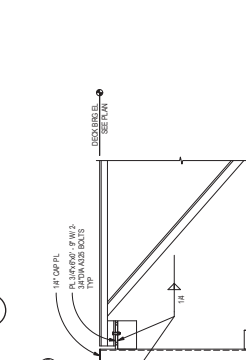
D3 BEAM AT DOOR CONN.
 SCALE: 3/4" = 1'-0"



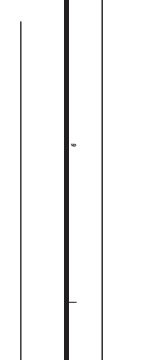
D4 HSS HANGER TO BEAM
 SCALE: 3/4" = 1'-0"



D5 BEAM TO CONC WALL DETAIL
 SCALE: 3/4" = 1'-0"



C3 TYPICAL POST TO ROOF BEAM CONN.
 SCALE: 3/4" = 1'-0"



C4 WELDED BEAM SPLICE DETAIL
 SCALE: 3/4" = 1'-0"

C5 OPERABLE PARTITION SUPPORT DETL.
 SCALE: 3/4" = 1'-0"

B3 STEEL BEAM TO HSS THRU PLATE
 SCALE: 3/4" = 1'-0"

B4 NEW BEAM AND POST AT EXISTING
 SCALE: 3/4" = 1'-0"

B5 WIND GIRT TO COLUMN CONNECTION
 SCALE: 3/4" = 1'-0"

A2 BRACE DETAIL
 SCALE: 3/4" = 1'-0"

A3 HSS HEADER CONNECTION
 SCALE: 3/4" = 1'-0"

A4 JOIST GIRDERS TO HSS COL.
 SCALE: 3/4" = 1'-0"

A5 WIND GIRT TO COLUMN CONNECTION
 SCALE: 3/4" = 1'-0"

1
2
3
4
5
6
7
8
9
10
11
12
13
14
15
16
17
18
19
20
21
22
23
24
25
26
27
28
29
30
31
32
33
34
35
36
37
38
39
40
41
42
43
44
45
46
47
48
49
50
51
52
53
54
55
56
57
58
59
60
61
62
63
64
65
66
67
68
69
70
71
72
73
74
75
76
77
78
79
80
81
82
83
84
85
86
87
88
89
90
91
92
93
94
95
96
97
98
99
100

ERA
CHEROKEE HARD ROCK CASINO
 1001 SHILOH ROAD
 CHATTANOOGA, TN 37421
 (423) 893-4640
 www.cherokee.com

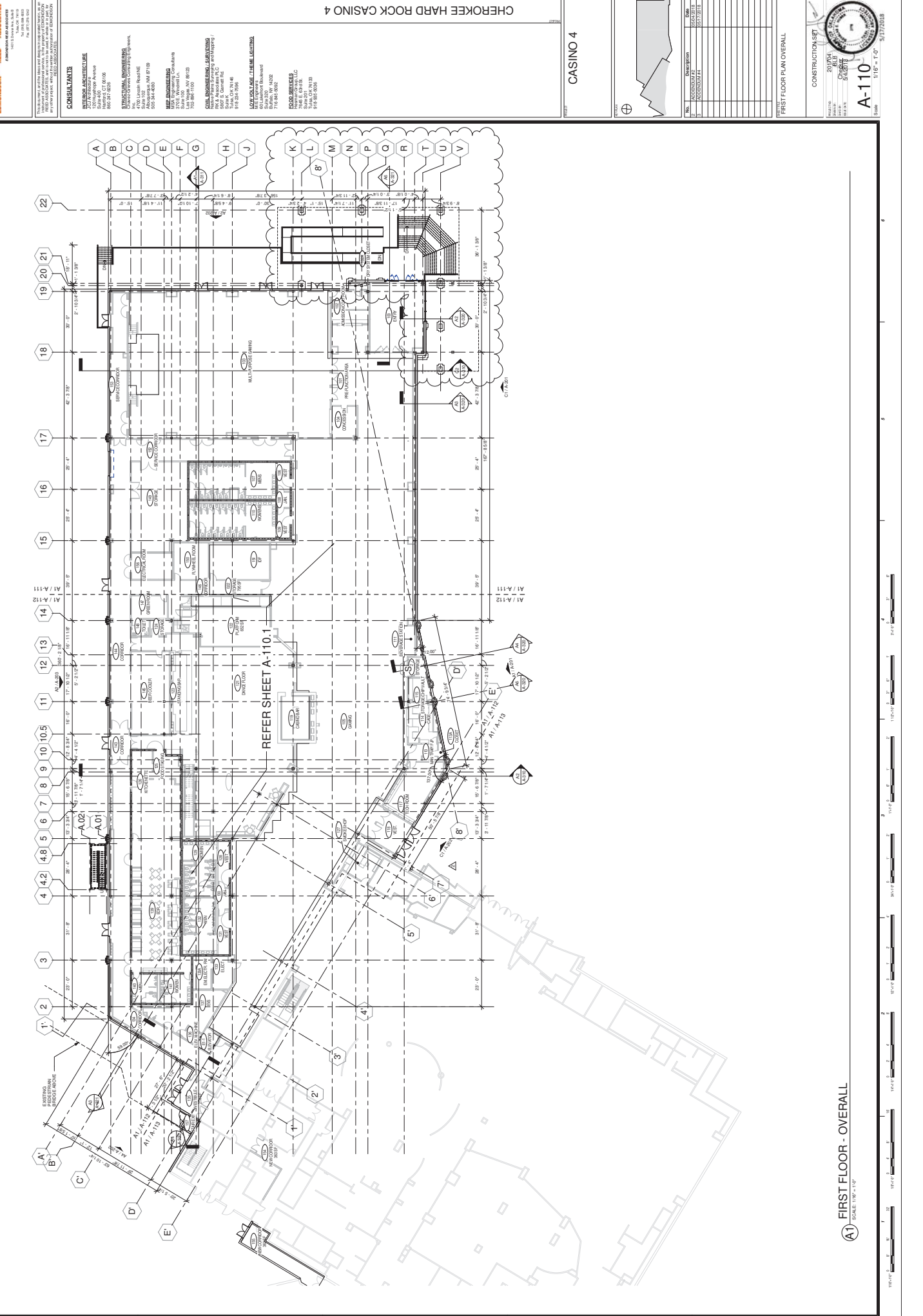
WILBER A. ADRIAN, INC.
 2500 BELLEVUE AVENUE
 SUITE 200
 CHATTANOOGA, TN 37424
 (423) 621-9109
 www.wadrian.com

CONSTRUCTION ENGINEERS
 4724 LINDSEY PARKWAY
 SUITE 100
 CHATTANOOGA, TN 37424
 (423) 885-0910
 www.construction-engineers.com

CHAZOV-GRIEVES
 2000 PINE HILL ROAD
 SUITE 100
 CHATTANOOGA, TN 37424
 (423) 893-2000
 www.chazov-griev.com

NO.	DESCRIPTION	DATE
1	ISSUED FOR PERMIT	05/17/2018
2	ISSUED FOR PERMIT	05/17/2018
3	ISSUED FOR PERMIT	05/17/2018
4	ISSUED FOR PERMIT	05/17/2018
5	ISSUED FOR PERMIT	05/17/2018
6	ISSUED FOR PERMIT	05/17/2018
7	ISSUED FOR PERMIT	05/17/2018
8	ISSUED FOR PERMIT	05/17/2018
9	ISSUED FOR PERMIT	05/17/2018
10	ISSUED FOR PERMIT	05/17/2018
11	ISSUED FOR PERMIT	05/17/2018
12	ISSUED FOR PERMIT	05/17/2018
13	ISSUED FOR PERMIT	05/17/2018
14	ISSUED FOR PERMIT	05/17/2018
15	ISSUED FOR PERMIT	05/17/2018
16	ISSUED FOR PERMIT	05/17/2018
17	ISSUED FOR PERMIT	05/17/2018
18	ISSUED FOR PERMIT	05/17/2018
19	ISSUED FOR PERMIT	05/17/2018
20	ISSUED FOR PERMIT	05/17/2018
21	ISSUED FOR PERMIT	05/17/2018
22	ISSUED FOR PERMIT	05/17/2018

CASINO 4



INTERIOR ARCHITECTURE
1200 FARMERS AVENUE
SUITE 1000, FARMERS
SUITE 1000, FARMERS
8600 291 5229

STRUCTURAL ENGINEERING
THE ENGINEERING CONSULTING GROUP
1000 EAST 10TH STREET
SUITE 1000
500 34 4800

MER ENGINEERING
1000 EAST 10TH STREET
SUITE 1000, FARMERS
8600 291 5229

MECHANICAL/ELECTRICAL/PLUMBING
1000 EAST 10TH STREET
SUITE 1000, FARMERS
8600 291 5229

MECHANICAL/ELECTRICAL/PLUMBING
1000 EAST 10TH STREET
SUITE 1000, FARMERS
8600 291 5229

MECHANICAL/ELECTRICAL/PLUMBING
1000 EAST 10TH STREET
SUITE 1000, FARMERS
8600 291 5229

MECHANICAL/ELECTRICAL/PLUMBING
1000 EAST 10TH STREET
SUITE 1000, FARMERS
8600 291 5229

MECHANICAL/ELECTRICAL/PLUMBING
1000 EAST 10TH STREET
SUITE 1000, FARMERS
8600 291 5229

MECHANICAL/ELECTRICAL/PLUMBING
1000 EAST 10TH STREET
SUITE 1000, FARMERS
8600 291 5229

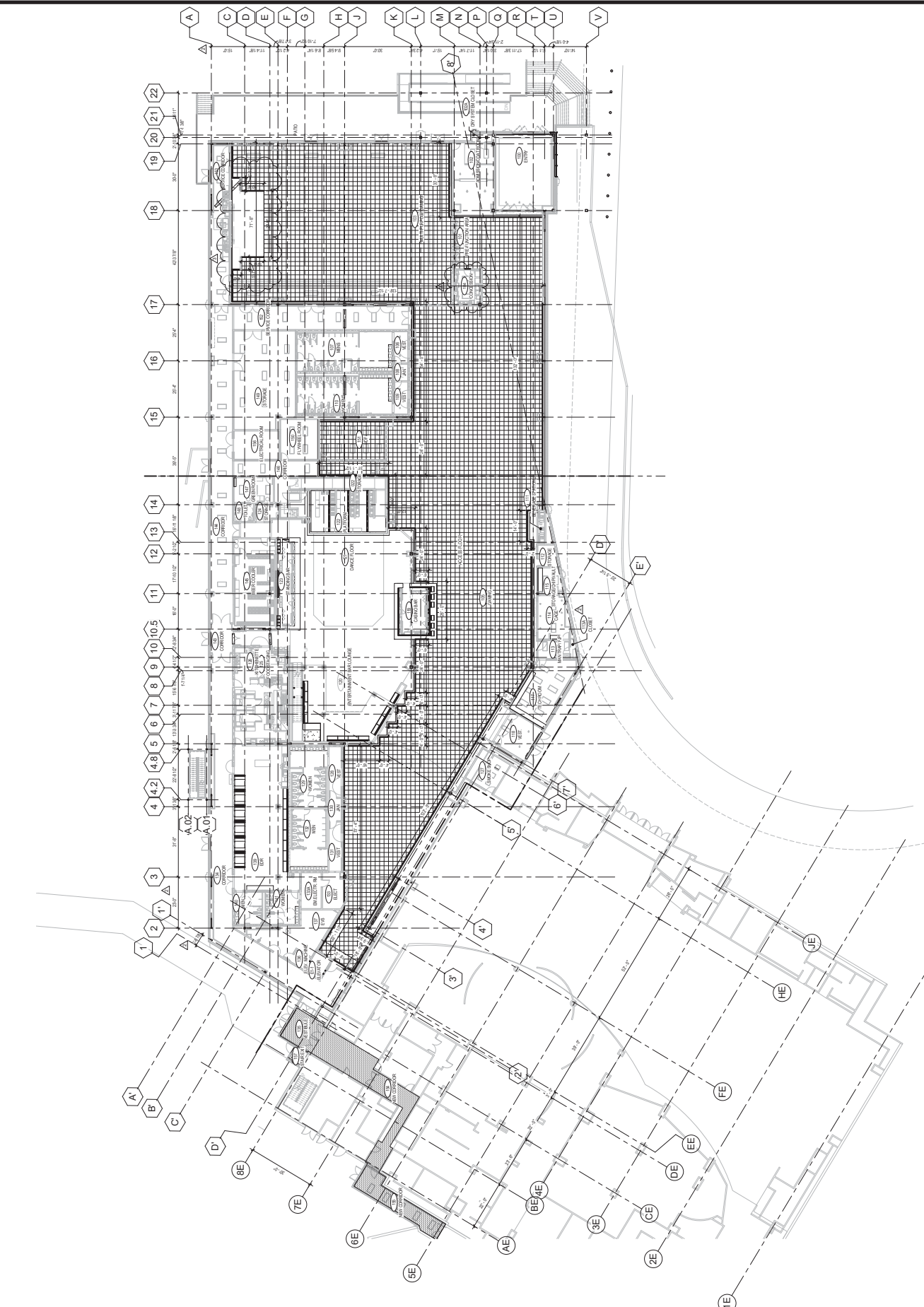
MECHANICAL/ELECTRICAL/PLUMBING
1000 EAST 10TH STREET
SUITE 1000, FARMERS
8600 291 5229

MECHANICAL/ELECTRICAL/PLUMBING
1000 EAST 10TH STREET
SUITE 1000, FARMERS
8600 291 5229

NO.	DESCRIPTION	DATE
1	ISSUED FOR PERMIT	05/03/18
2	ISSUED FOR PERMIT	05/03/18
3	ISSUED FOR PERMIT	05/03/18
4	ISSUED FOR PERMIT	05/03/18
5	ISSUED FOR PERMIT	05/03/18
6	ISSUED FOR PERMIT	05/03/18
7	ISSUED FOR PERMIT	05/03/18
8	ISSUED FOR PERMIT	05/03/18
9	ISSUED FOR PERMIT	05/03/18
10	ISSUED FOR PERMIT	05/03/18
11	ISSUED FOR PERMIT	05/03/18
12	ISSUED FOR PERMIT	05/03/18
13	ISSUED FOR PERMIT	05/03/18
14	ISSUED FOR PERMIT	05/03/18
15	ISSUED FOR PERMIT	05/03/18
16	ISSUED FOR PERMIT	05/03/18
17	ISSUED FOR PERMIT	05/03/18
18	ISSUED FOR PERMIT	05/03/18
19	ISSUED FOR PERMIT	05/03/18
20	ISSUED FOR PERMIT	05/03/18
21	ISSUED FOR PERMIT	05/03/18
22	ISSUED FOR PERMIT	05/03/18

CONSTRUCTION SET
FIRST FLOOR PLAN - ACCESS
FLOOR-INTERIOR

A-1102
DATE: 05/03/18
PROJECT: CHEROKEE HARD ROCK CASINO 4
SCALE: 1/8" = 1'-0"
DRAWN: [Name]
CHECKED: [Name]
DATE: 05/03/18



1 FIRST FLOOR PLAN - ACCESS FLOOR-INTERIOR
1/8" = 1'-0"





ERA EDIMONDSON RED ASSOCIATES
 11010 W. 11th Street, Suite 100
 Edmond, Oklahoma 73119
 Phone: 405-241-1234
 Fax: 405-241-1234

CONSULTANTS

INTERIOR ARCHITECTURE
 INTERIOR ARCHITECTURE
 1200 Westwood Avenue
 Suite 1000
 Oklahoma City, OK 73108
 405-241-1234

STRUCTURAL ENGINEERING
 STRUCTURAL ENGINEERING
 1200 Westwood Avenue
 Suite 1000
 Oklahoma City, OK 73108
 405-241-1234

MER ENGINEERING
 MER ENGINEERING
 1200 Westwood Avenue
 Suite 1000
 Oklahoma City, OK 73108
 405-241-1234

CIVIL ENGINEERING/SURVEYING
 CIVIL ENGINEERING/SURVEYING
 1200 Westwood Avenue
 Suite 1000
 Oklahoma City, OK 73108
 405-241-1234

MECHANICAL/ELECTRICAL/PLUMBING
 MECHANICAL/ELECTRICAL/PLUMBING
 1200 Westwood Avenue
 Suite 1000
 Oklahoma City, OK 73108
 405-241-1234

POOD SERVICES
 POOD SERVICES
 1200 Westwood Avenue
 Suite 1000
 Oklahoma City, OK 73108
 405-241-1234

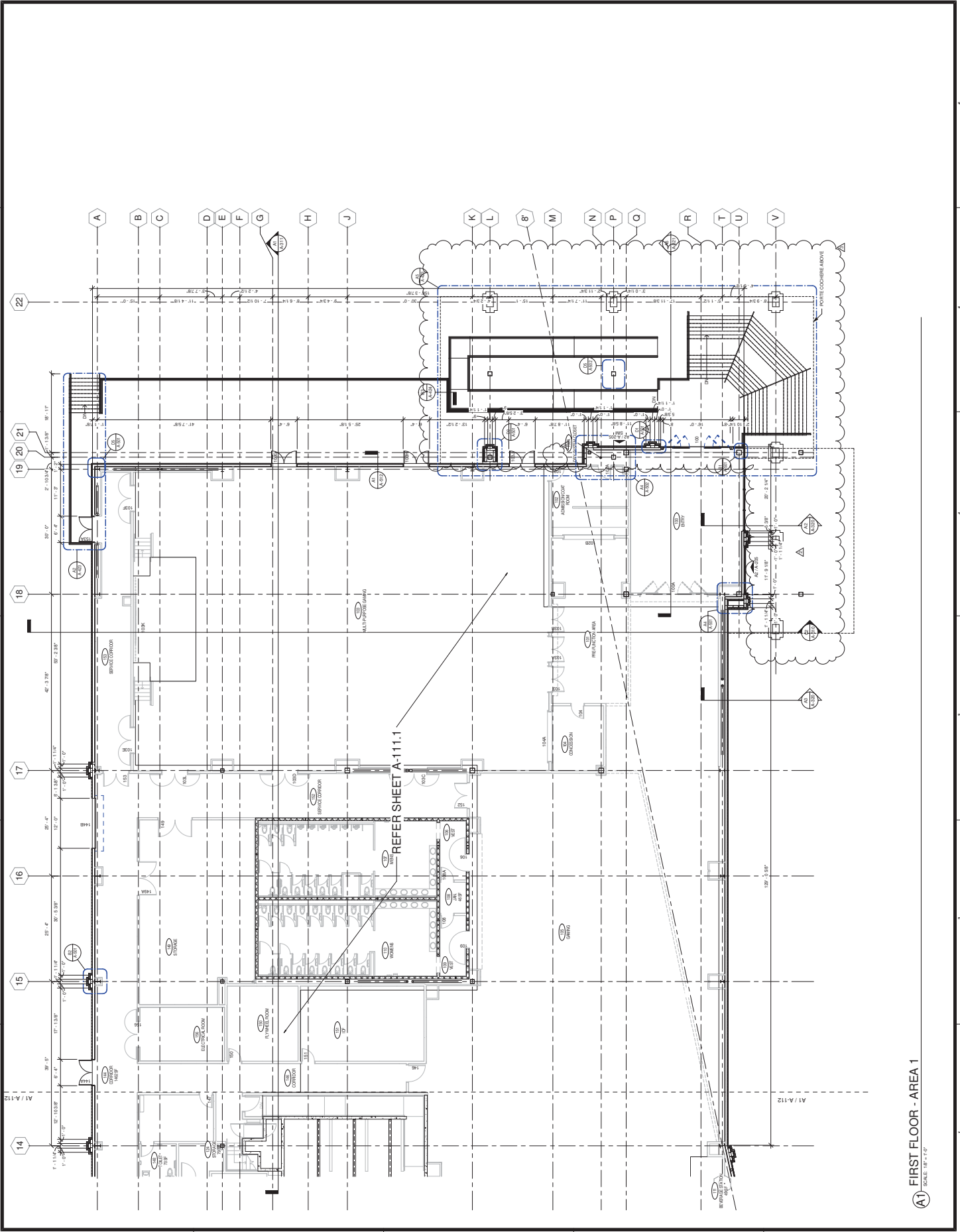
CHEROKEE HARD ROCK CASINO 4

CASINO 4

NO.	DESCRIPTION	DATE
1	ISSUED FOR PERMIT	05/01/2018
2	ISSUED FOR PERMIT	05/01/2018
3	ISSUED FOR PERMIT	05/01/2018
4	ISSUED FOR PERMIT	05/01/2018
5	ISSUED FOR PERMIT	05/01/2018
6	ISSUED FOR PERMIT	05/01/2018
7	ISSUED FOR PERMIT	05/01/2018
8	ISSUED FOR PERMIT	05/01/2018
9	ISSUED FOR PERMIT	05/01/2018
10	ISSUED FOR PERMIT	05/01/2018
11	ISSUED FOR PERMIT	05/01/2018
12	ISSUED FOR PERMIT	05/01/2018
13	ISSUED FOR PERMIT	05/01/2018
14	ISSUED FOR PERMIT	05/01/2018
15	ISSUED FOR PERMIT	05/01/2018
16	ISSUED FOR PERMIT	05/01/2018
17	ISSUED FOR PERMIT	05/01/2018
18	ISSUED FOR PERMIT	05/01/2018
19	ISSUED FOR PERMIT	05/01/2018
20	ISSUED FOR PERMIT	05/01/2018
21	ISSUED FOR PERMIT	05/01/2018
22	ISSUED FOR PERMIT	05/01/2018

CONSTRUCTION SET

DATE: 05/01/2018
 DRAWN BY: [Name]
 CHECKED BY: [Name]
 PROJECT: CHEROKEE HARD ROCK CASINO 4
 SHEET: A-111
 SCALE: 1/8" = 1'-0"
 5/17/2018



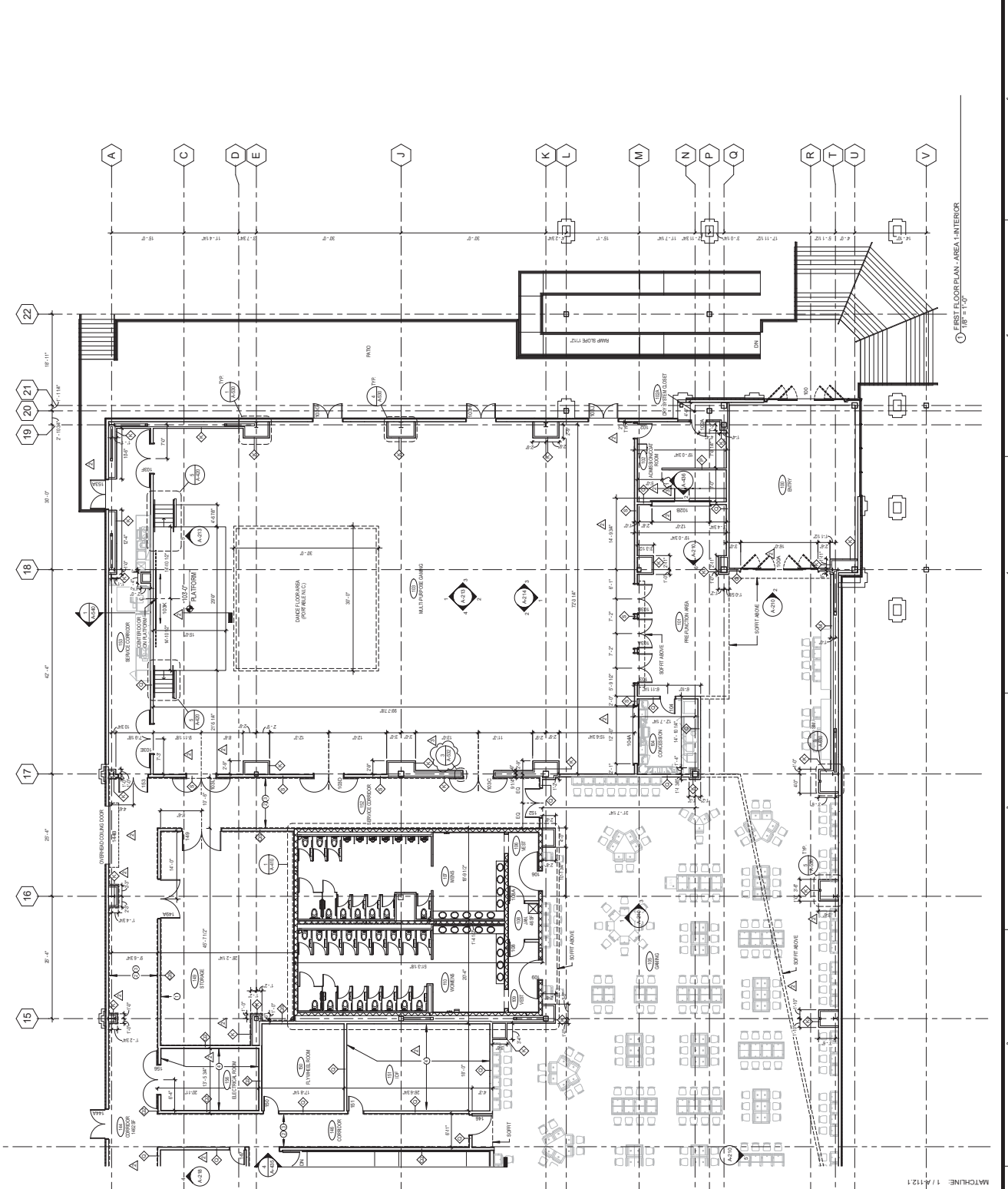
A1 FIRST FLOOR - AREA 1
 SCALE: 1/8" = 1'-0"

5/17/2018 10:28:27 PM

NO.	REVISION	DATE
1	ISSUED FOR PERMIT	05/03/2018
2	ISSUED FOR PERMIT	05/03/2018
3	ISSUED FOR PERMIT	05/03/2018


CONSTRUCTION SET
 PROJECT: CHEROKEE HARD ROCK CASINO 4
 DRAWING NO.: A-1111
 DATE: 05/03/2018
 SCALE: 1/8" = 1'-0"

- SHEET NOTES**
1. PROVIDE 5/8" F.R. PLYWOOD 8'-0" UP
 2. PROVIDE 5/8" CEMENT BOARD 4'-0" UP
 3. INSET OF THE 5/8" GYPSUM BOARD
 4. PROVIDE 3/4" X 3/4" X 3/4" BUMPER DETAIL
 5. PROVIDE 3/4" F.R. PLYWOOD UP TO CEILING, PAINTED WHITE.

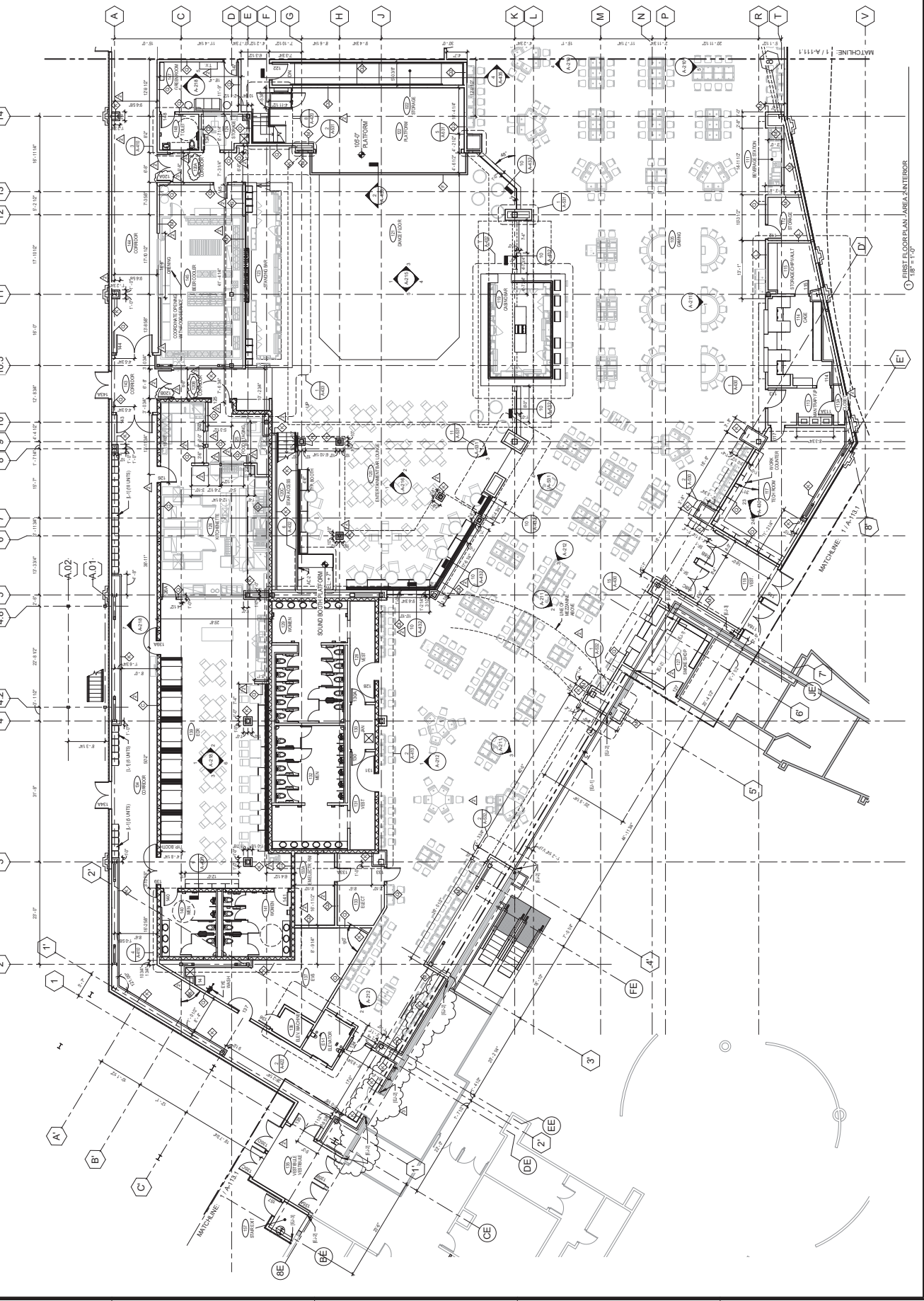


FIRST FLOOR PLAN AREA - INTERIOR
 1/8" = 1'-0"

MATCHLINE: 1/4-1121

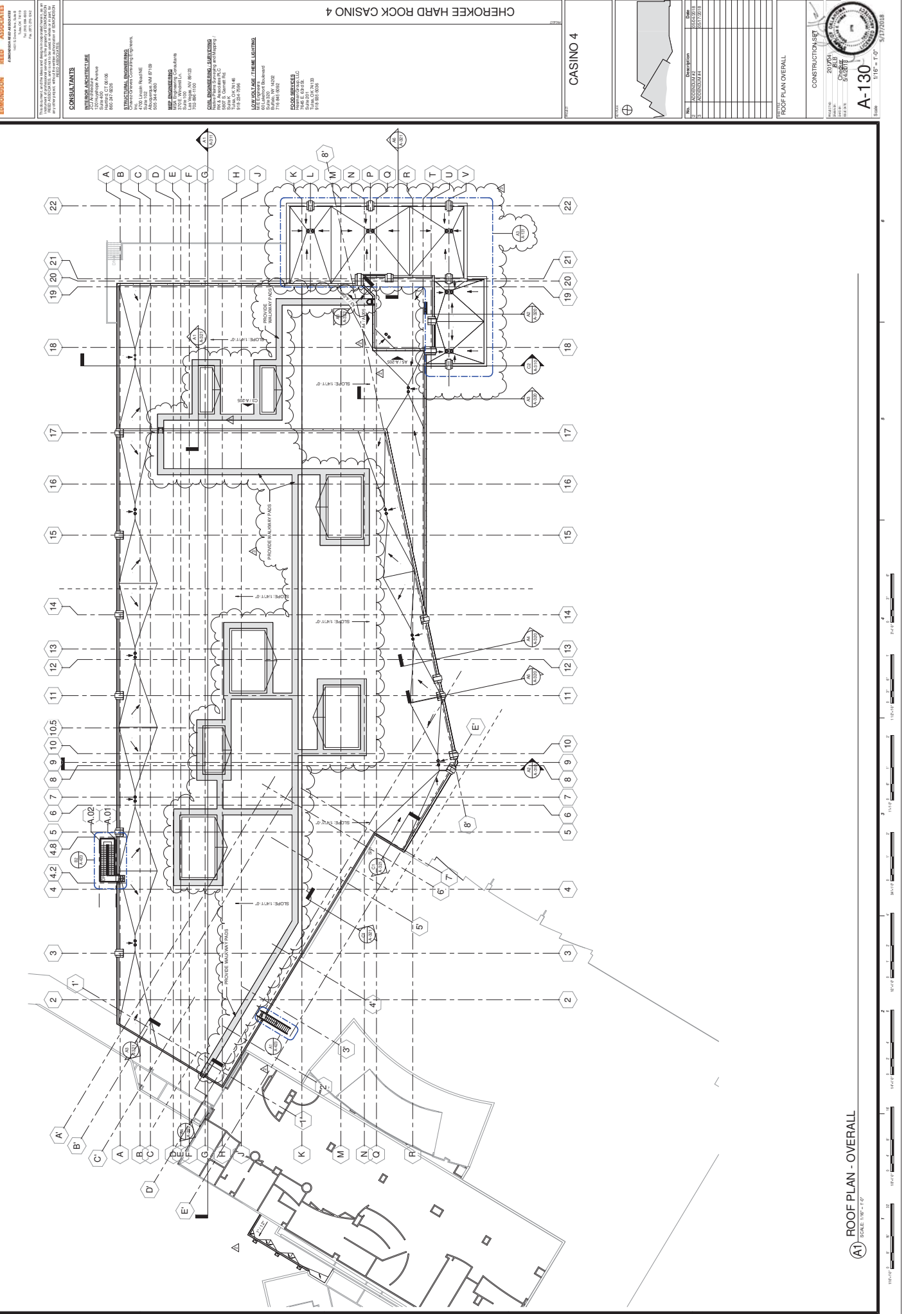


- SHEET NOTES**
1. PROVIDE 5/8" x 6" PLYWOOD @ 2' UP
 2. PROVIDE 5/8" x 4" PLYWOOD @ 2' UP
 3. REFER TO DETAIL 8A-548 FOR WALL
 4. PROVIDE 5/8" x 6" PLYWOOD UP TO CEILING, PAINTED WHITE.



FIRST FLOOR PLAN AREA 2-ANTERIOR

FIRST FLOOR PLAN AREA 1-ANTERIOR



ROOF PLAN - OVERALL
SCALE: 1/16" = 1'-0"

NO.	DESCRIPTION	DATE
1	ISSUED FOR PERMIT	05/03/2011

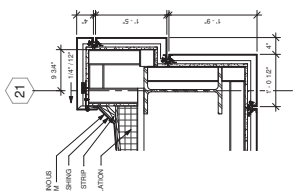
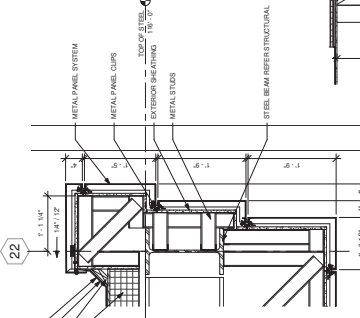
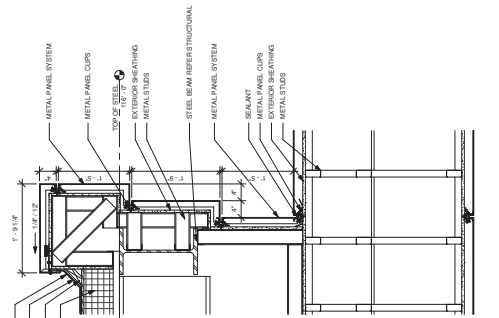
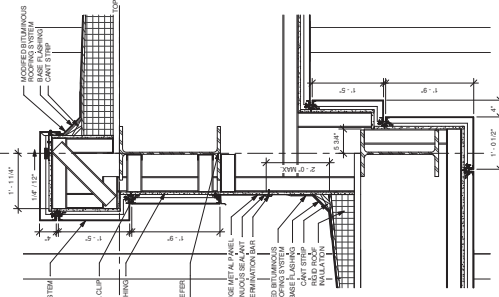
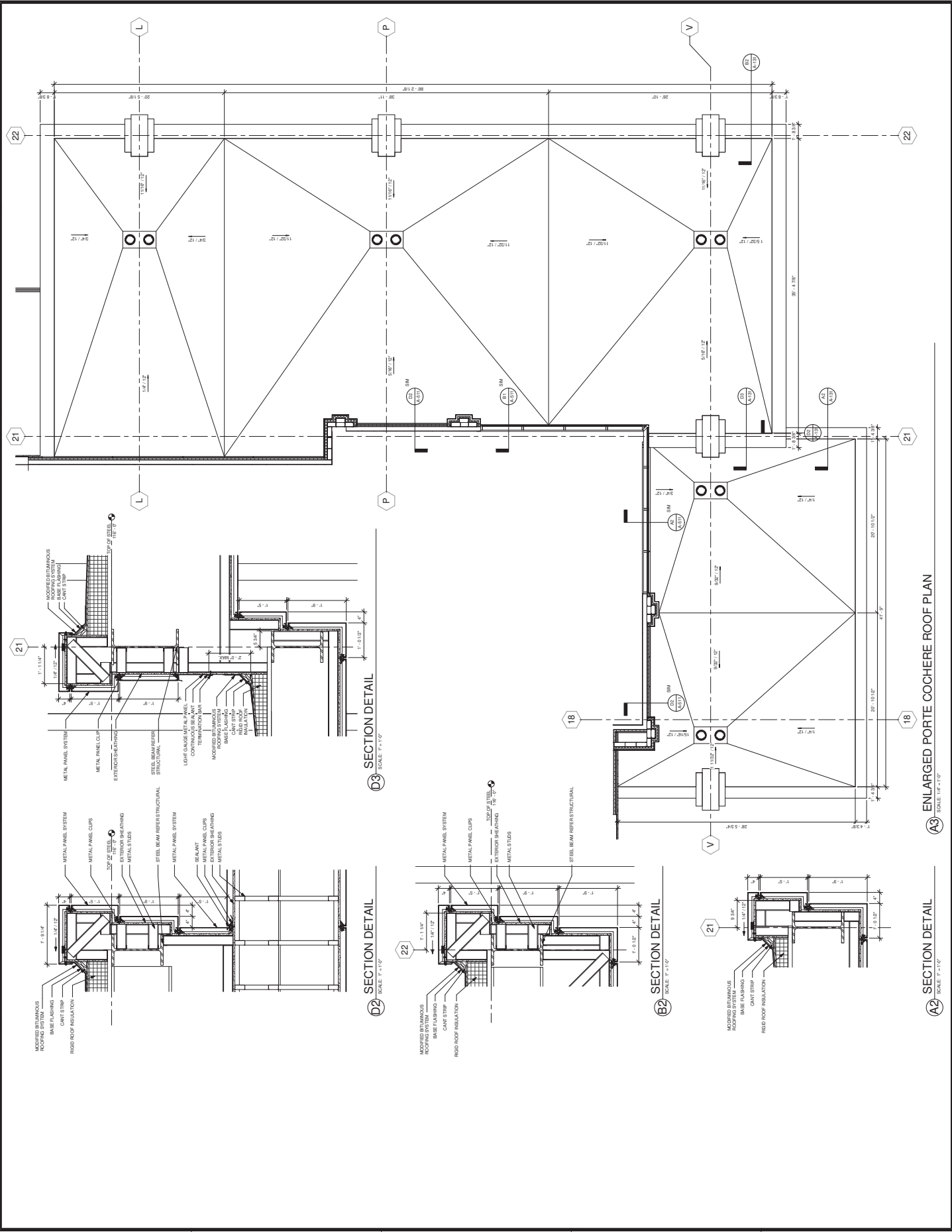
ENLARGED PORTE COCHERE ROOF PLAN AND DETAILS

CONSTRUCTION SET

DATE: 05/03/2011
PROJECT: CHEROKEE HARD ROCK CASINO
DRAWN BY: [Name]
CHECKED BY: [Name]
SCALE: AS SHOWN

A-131

3/17/2018



A3 ENLARGED PORTE COCHERE ROOF PLAN
SCALE: 1/4" = 1'-0"

A2 SECTION DETAIL
SCALE: 1/4" = 1'-0"

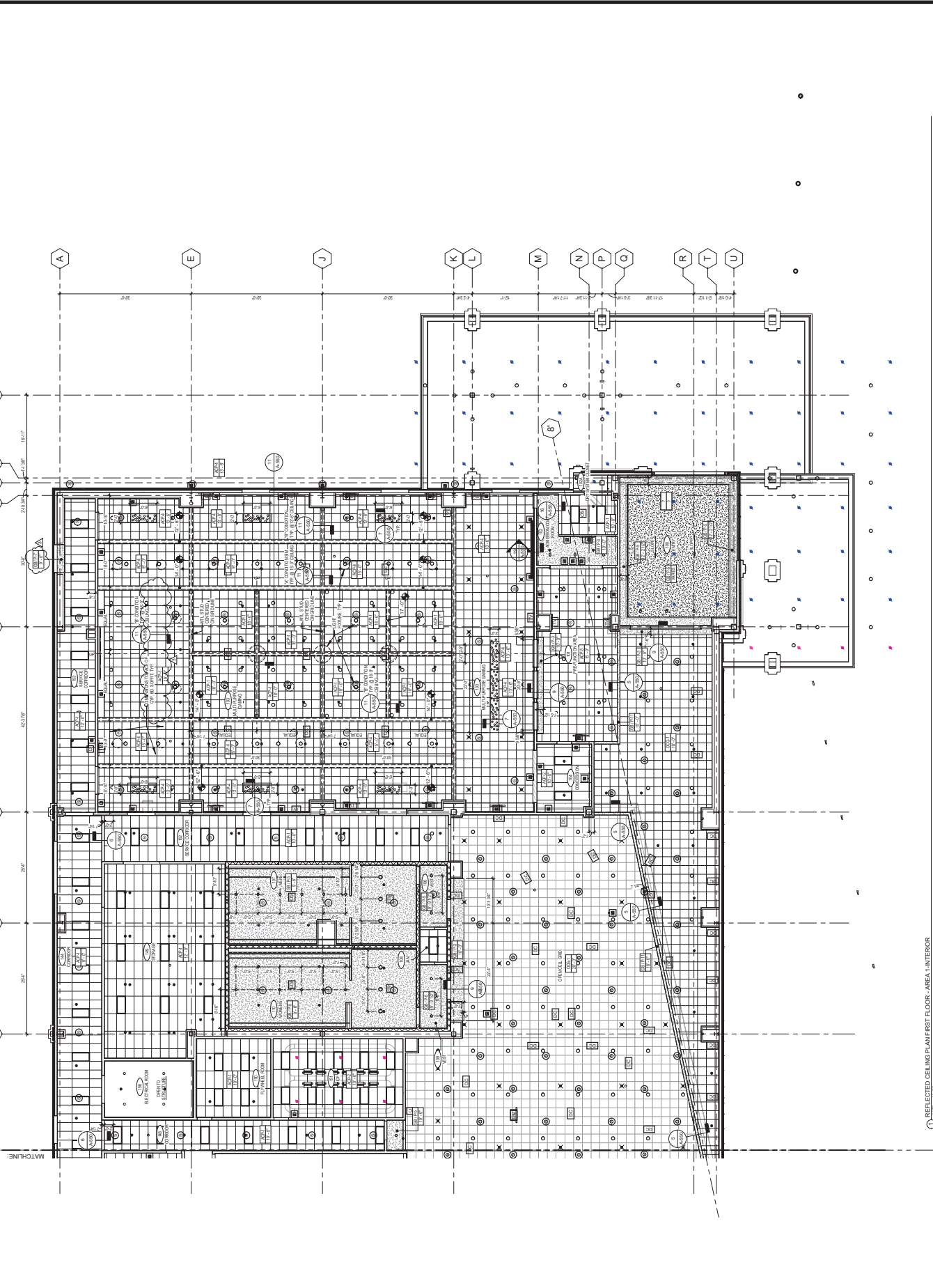


CASINO 4

NO.	DESCRIPTION	DATE
1	ISSUED FOR PERMIT	05/24/17

CONSTRUCTION SET

PROJECT: Cherokee Hard Rock Casino
 SHEET: AC-111-1
 DATE: 5/24/17
 DRAWN BY: [Signature]



REFLECTED CEILING PLAN - FIRST FLOOR - AREA 4 INTERIOR
 Fig. 11-17

NO.	DESCRIPTION	DATE
1	ISSUED FOR PERMIT	05/03/11
2	ISSUED FOR PERMIT	05/03/11
3	ISSUED FOR PERMIT	05/03/11
4	ISSUED FOR PERMIT	05/03/11
5	ISSUED FOR PERMIT	05/03/11
6	ISSUED FOR PERMIT	05/03/11
7	ISSUED FOR PERMIT	05/03/11
8	ISSUED FOR PERMIT	05/03/11
9	ISSUED FOR PERMIT	05/03/11
10	ISSUED FOR PERMIT	05/03/11
11	ISSUED FOR PERMIT	05/03/11
12	ISSUED FOR PERMIT	05/03/11
13	ISSUED FOR PERMIT	05/03/11
14	ISSUED FOR PERMIT	05/03/11
15	ISSUED FOR PERMIT	05/03/11
16	ISSUED FOR PERMIT	05/03/11
17	ISSUED FOR PERMIT	05/03/11
18	ISSUED FOR PERMIT	05/03/11
19	ISSUED FOR PERMIT	05/03/11
20	ISSUED FOR PERMIT	05/03/11
21	ISSUED FOR PERMIT	05/03/11
22	ISSUED FOR PERMIT	05/03/11
23	ISSUED FOR PERMIT	05/03/11
24	ISSUED FOR PERMIT	05/03/11
25	ISSUED FOR PERMIT	05/03/11
26	ISSUED FOR PERMIT	05/03/11
27	ISSUED FOR PERMIT	05/03/11
28	ISSUED FOR PERMIT	05/03/11
29	ISSUED FOR PERMIT	05/03/11
30	ISSUED FOR PERMIT	05/03/11
31	ISSUED FOR PERMIT	05/03/11
32	ISSUED FOR PERMIT	05/03/11
33	ISSUED FOR PERMIT	05/03/11
34	ISSUED FOR PERMIT	05/03/11
35	ISSUED FOR PERMIT	05/03/11
36	ISSUED FOR PERMIT	05/03/11
37	ISSUED FOR PERMIT	05/03/11
38	ISSUED FOR PERMIT	05/03/11
39	ISSUED FOR PERMIT	05/03/11
40	ISSUED FOR PERMIT	05/03/11
41	ISSUED FOR PERMIT	05/03/11
42	ISSUED FOR PERMIT	05/03/11
43	ISSUED FOR PERMIT	05/03/11
44	ISSUED FOR PERMIT	05/03/11
45	ISSUED FOR PERMIT	05/03/11
46	ISSUED FOR PERMIT	05/03/11
47	ISSUED FOR PERMIT	05/03/11
48	ISSUED FOR PERMIT	05/03/11
49	ISSUED FOR PERMIT	05/03/11
50	ISSUED FOR PERMIT	05/03/11
51	ISSUED FOR PERMIT	05/03/11
52	ISSUED FOR PERMIT	05/03/11
53	ISSUED FOR PERMIT	05/03/11
54	ISSUED FOR PERMIT	05/03/11
55	ISSUED FOR PERMIT	05/03/11
56	ISSUED FOR PERMIT	05/03/11
57	ISSUED FOR PERMIT	05/03/11
58	ISSUED FOR PERMIT	05/03/11
59	ISSUED FOR PERMIT	05/03/11
60	ISSUED FOR PERMIT	05/03/11
61	ISSUED FOR PERMIT	05/03/11
62	ISSUED FOR PERMIT	05/03/11
63	ISSUED FOR PERMIT	05/03/11
64	ISSUED FOR PERMIT	05/03/11
65	ISSUED FOR PERMIT	05/03/11
66	ISSUED FOR PERMIT	05/03/11
67	ISSUED FOR PERMIT	05/03/11
68	ISSUED FOR PERMIT	05/03/11
69	ISSUED FOR PERMIT	05/03/11
70	ISSUED FOR PERMIT	05/03/11
71	ISSUED FOR PERMIT	05/03/11
72	ISSUED FOR PERMIT	05/03/11
73	ISSUED FOR PERMIT	05/03/11
74	ISSUED FOR PERMIT	05/03/11
75	ISSUED FOR PERMIT	05/03/11
76	ISSUED FOR PERMIT	05/03/11
77	ISSUED FOR PERMIT	05/03/11
78	ISSUED FOR PERMIT	05/03/11
79	ISSUED FOR PERMIT	05/03/11
80	ISSUED FOR PERMIT	05/03/11
81	ISSUED FOR PERMIT	05/03/11
82	ISSUED FOR PERMIT	05/03/11
83	ISSUED FOR PERMIT	05/03/11
84	ISSUED FOR PERMIT	05/03/11
85	ISSUED FOR PERMIT	05/03/11
86	ISSUED FOR PERMIT	05/03/11
87	ISSUED FOR PERMIT	05/03/11
88	ISSUED FOR PERMIT	05/03/11
89	ISSUED FOR PERMIT	05/03/11
90	ISSUED FOR PERMIT	05/03/11
91	ISSUED FOR PERMIT	05/03/11
92	ISSUED FOR PERMIT	05/03/11
93	ISSUED FOR PERMIT	05/03/11
94	ISSUED FOR PERMIT	05/03/11
95	ISSUED FOR PERMIT	05/03/11
96	ISSUED FOR PERMIT	05/03/11
97	ISSUED FOR PERMIT	05/03/11
98	ISSUED FOR PERMIT	05/03/11
99	ISSUED FOR PERMIT	05/03/11
100	ISSUED FOR PERMIT	05/03/11

CONSTRUCTION SET

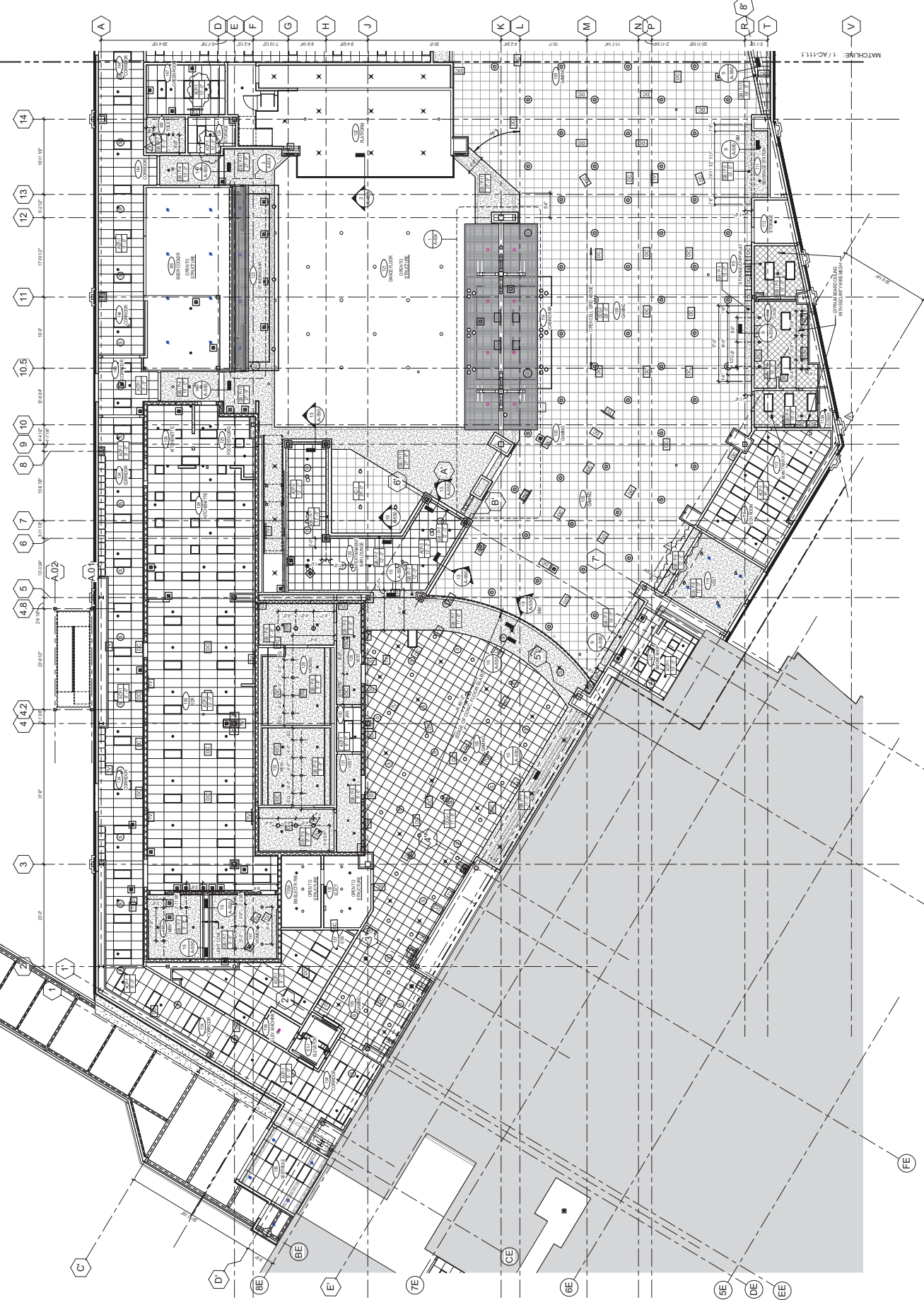
HYUNDAI
PROJECT NO. 11000
DATE: 05/03/11
SCALE: 1/8" = 1'-0"

REFLECTED CEILING PLAN FIRST FLOOR AREA 2 INTERIOR

AC-112-1

1/8" = 1'-0"

5/17/2018



REFLECTED CEILING PLAN FIRST FLOOR AREA 2 INTERIOR
1/8" = 1'-0"

CASINO 4

NO.	DESCRIPTION	DATE
1	ISSUED FOR PERMIT	05/17/2018
2	REVISION	05/17/2018
3	REVISION	05/17/2018

EXTERIOR ELEVATIONS

CONSTRUCTION SET

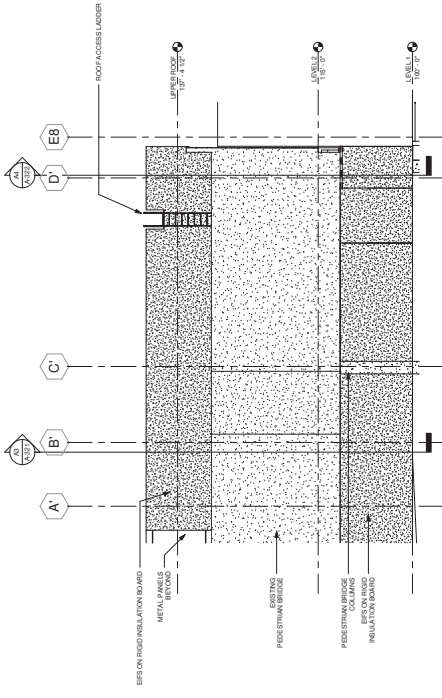
SCALE: 1/8" = 1'-0"

DATE: 05/17/2018

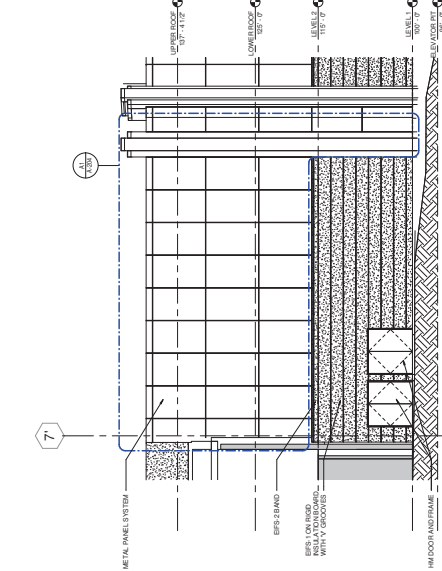
PROJECT: CHEROKEE HARD ROCK CASINO 4

ARCHITECT: ERA ARCHITECTS

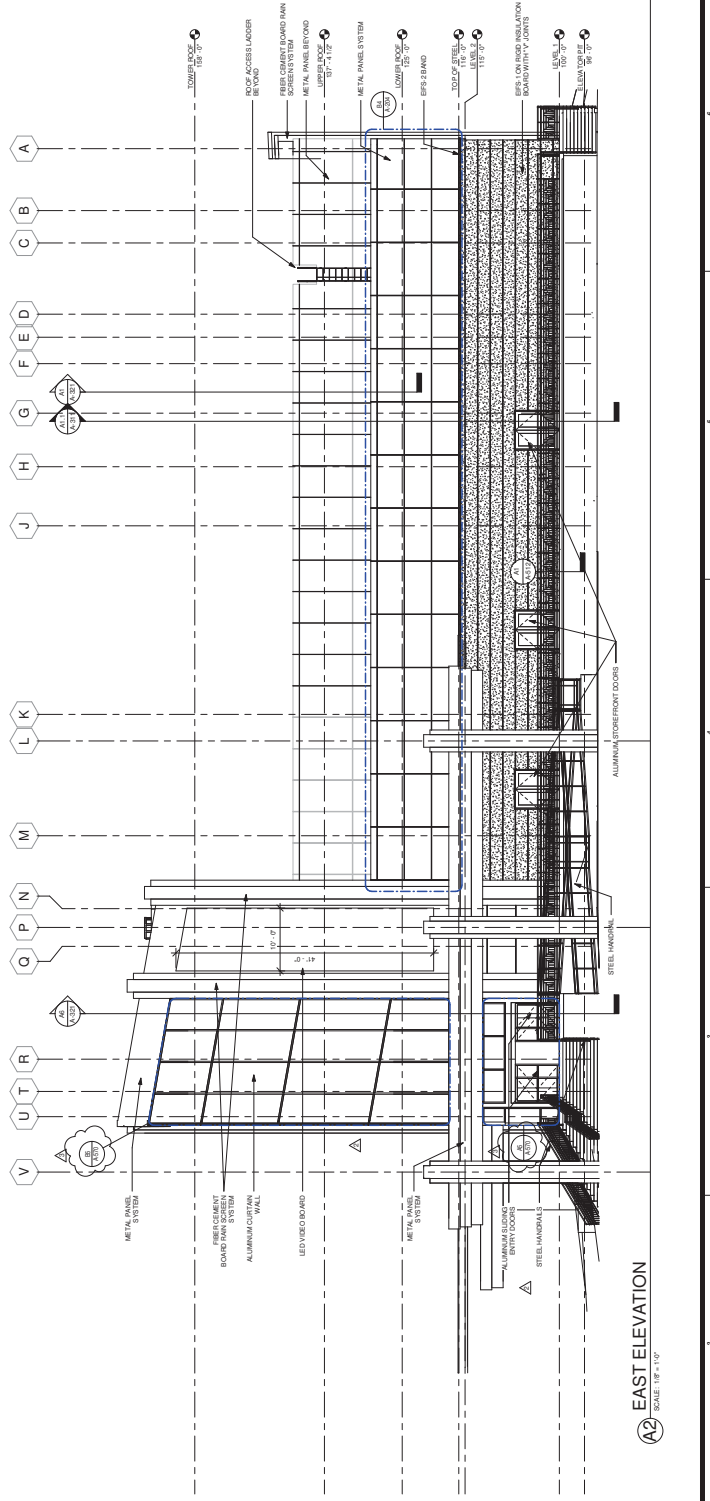
1111 EAST 12TH AVENUE
DENVER, CO 80202
303.733.1111



(A4) NORTHWEST ELEVATION
SCALE: 1/8" = 1'-0"



(C1) SOUTHWEST ELEVATION
SCALE: 1/8" = 1'-0"



(A2) EAST ELEVATION
SCALE: 1/8" = 1'-0"



ERA EDMONSON RED ASSOCIATES
 CONSULTANTS
 11000 WEST 11TH AVENUE
 SUITE 1000
 DENVER, CO 80202
 TEL: 303.733.1000
 FAX: 303.733.1001

CONSULTANTS
INTERIOR ARCHITECTURE
 11000 WEST 11TH AVENUE
 SUITE 1000
 DENVER, CO 80202
 TEL: 303.733.1000
 FAX: 303.733.1001

STRUCTURAL ENGINEERING
 11000 WEST 11TH AVENUE
 SUITE 1000
 DENVER, CO 80202
 TEL: 303.733.1000
 FAX: 303.733.1001

MER ENGINEERING
 11000 WEST 11TH AVENUE
 SUITE 1000
 DENVER, CO 80202
 TEL: 303.733.1000
 FAX: 303.733.1001

CIVIL ENGINEERING/EXHIBITIONS
 11000 WEST 11TH AVENUE
 SUITE 1000
 DENVER, CO 80202
 TEL: 303.733.1000
 FAX: 303.733.1001

MECHANICAL/ELECTRICAL/PLUMBING
 11000 WEST 11TH AVENUE
 SUITE 1000
 DENVER, CO 80202
 TEL: 303.733.1000
 FAX: 303.733.1001

MECHANICAL/ELECTRICAL/PLUMBING
 11000 WEST 11TH AVENUE
 SUITE 1000
 DENVER, CO 80202
 TEL: 303.733.1000
 FAX: 303.733.1001

MECHANICAL/ELECTRICAL/PLUMBING
 11000 WEST 11TH AVENUE
 SUITE 1000
 DENVER, CO 80202
 TEL: 303.733.1000
 FAX: 303.733.1001

MECHANICAL/ELECTRICAL/PLUMBING
 11000 WEST 11TH AVENUE
 SUITE 1000
 DENVER, CO 80202
 TEL: 303.733.1000
 FAX: 303.733.1001

MECHANICAL/ELECTRICAL/PLUMBING
 11000 WEST 11TH AVENUE
 SUITE 1000
 DENVER, CO 80202
 TEL: 303.733.1000
 FAX: 303.733.1001

MECHANICAL/ELECTRICAL/PLUMBING
 11000 WEST 11TH AVENUE
 SUITE 1000
 DENVER, CO 80202
 TEL: 303.733.1000
 FAX: 303.733.1001

MECHANICAL/ELECTRICAL/PLUMBING
 11000 WEST 11TH AVENUE
 SUITE 1000
 DENVER, CO 80202
 TEL: 303.733.1000
 FAX: 303.733.1001

MECHANICAL/ELECTRICAL/PLUMBING
 11000 WEST 11TH AVENUE
 SUITE 1000
 DENVER, CO 80202
 TEL: 303.733.1000
 FAX: 303.733.1001

MECHANICAL/ELECTRICAL/PLUMBING
 11000 WEST 11TH AVENUE
 SUITE 1000
 DENVER, CO 80202
 TEL: 303.733.1000
 FAX: 303.733.1001

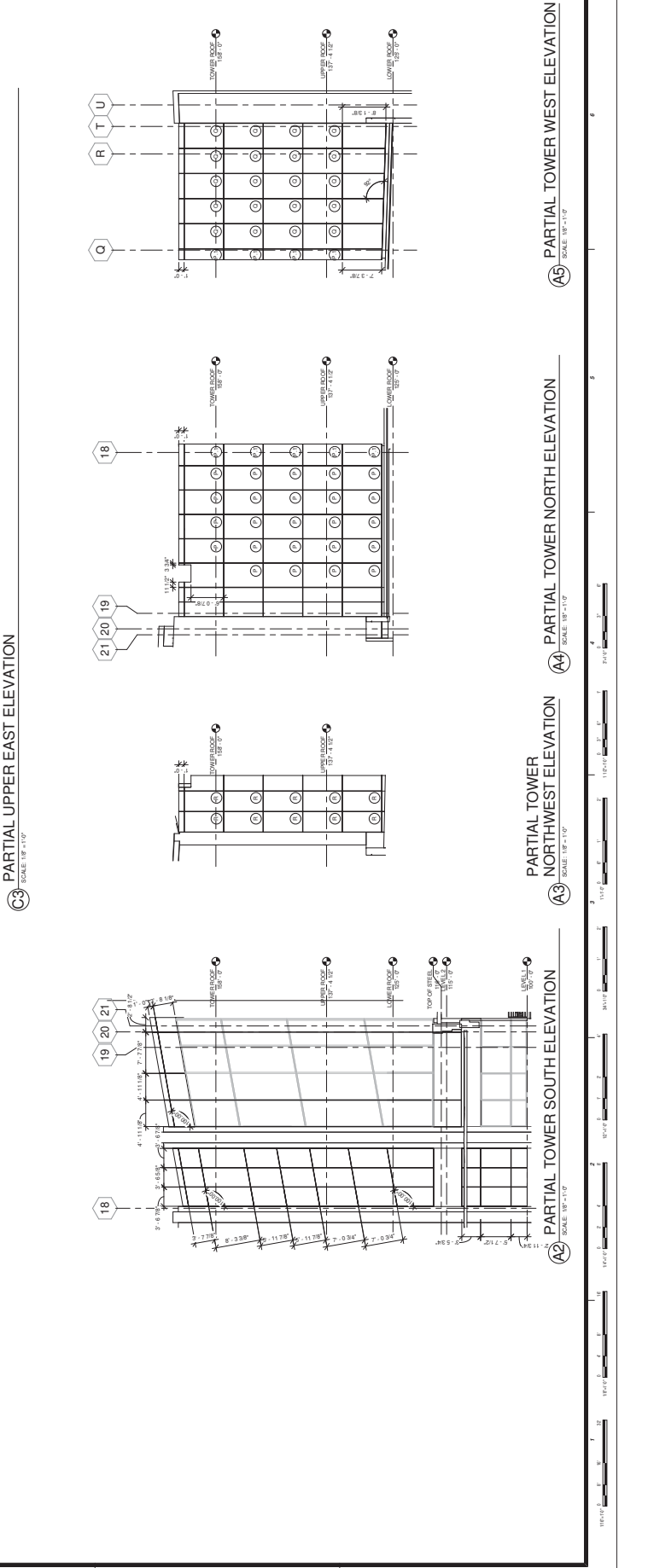
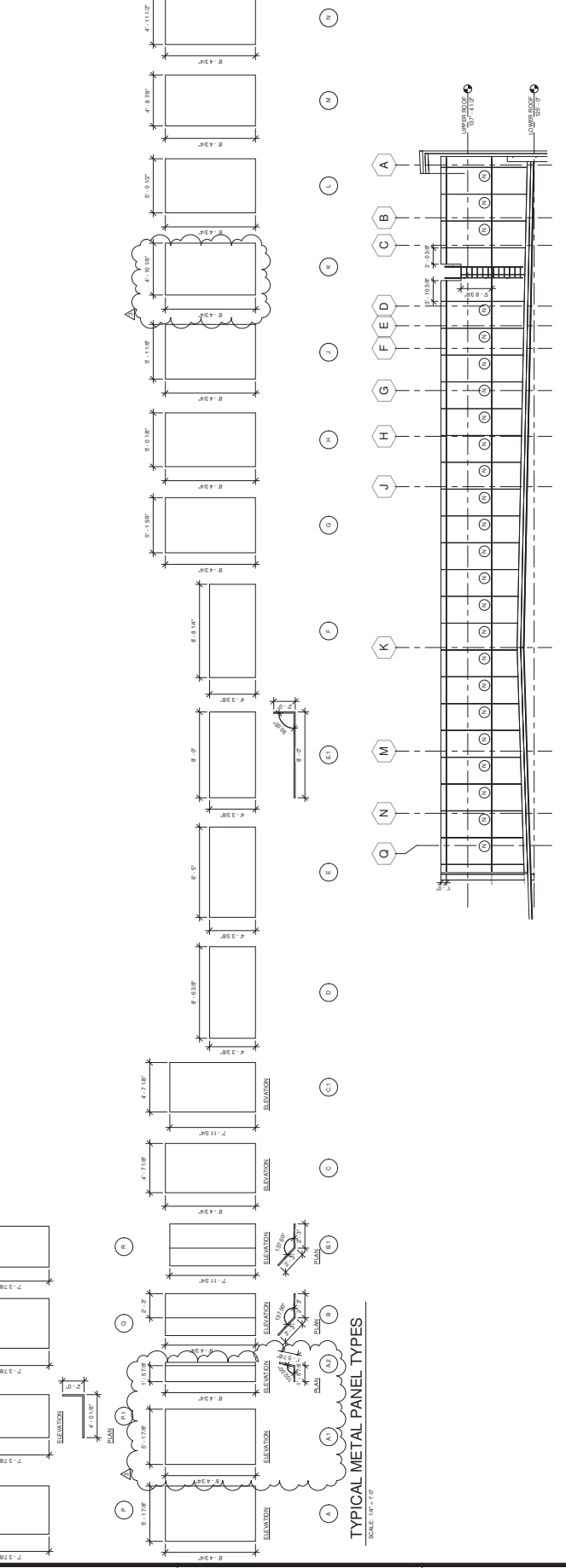
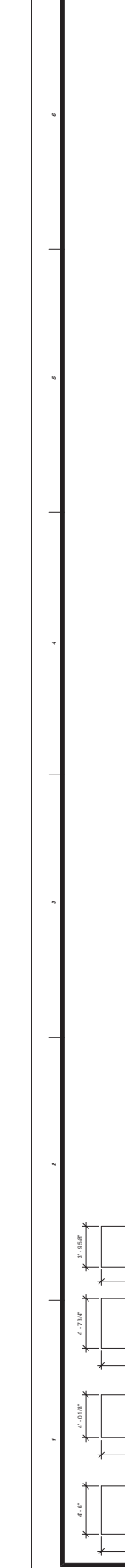
MECHANICAL/ELECTRICAL/PLUMBING
 11000 WEST 11TH AVENUE
 SUITE 1000
 DENVER, CO 80202
 TEL: 303.733.1000
 FAX: 303.733.1001

MECHANICAL/ELECTRICAL/PLUMBING
 11000 WEST 11TH AVENUE
 SUITE 1000
 DENVER, CO 80202
 TEL: 303.733.1000
 FAX: 303.733.1001

MECHANICAL/ELECTRICAL/PLUMBING
 11000 WEST 11TH AVENUE
 SUITE 1000
 DENVER, CO 80202
 TEL: 303.733.1000
 FAX: 303.733.1001

MECHANICAL/ELECTRICAL/PLUMBING
 11000 WEST 11TH AVENUE
 SUITE 1000
 DENVER, CO 80202
 TEL: 303.733.1000
 FAX: 303.733.1001

CHEROKEE HARD ROCK CASINO 4



CHEROKEE HARD ROCK CASINO 4

ERA EDMONSON RED ASSOCIATES
 CONSULTANTS
 11000 WEST 11TH AVENUE
 SUITE 1000
 DENVER, CO 80202
 TEL: 303.733.1000
 FAX: 303.733.1001

INTERIOR ARCHITECTURE
2224 W. 10th Street
Tulsa, Oklahoma 74103
Phone: 918.438.1111
Fax: 918.438.1112

STRUCTURAL ENGINEERING
1111 W. 10th Street
Tulsa, Oklahoma 74103
Phone: 918.438.1111
Fax: 918.438.1112

M/E/P ENGINEERING
1111 W. 10th Street
Tulsa, Oklahoma 74103
Phone: 918.438.1111
Fax: 918.438.1112

MECHANICAL ENGINEERING
1111 W. 10th Street
Tulsa, Oklahoma 74103
Phone: 918.438.1111
Fax: 918.438.1112

ELECTRICAL ENGINEERING
1111 W. 10th Street
Tulsa, Oklahoma 74103
Phone: 918.438.1111
Fax: 918.438.1112

PLUMBING ENGINEERING
1111 W. 10th Street
Tulsa, Oklahoma 74103
Phone: 918.438.1111
Fax: 918.438.1112

LANDSCAPE ARCHITECTURE
1111 W. 10th Street
Tulsa, Oklahoma 74103
Phone: 918.438.1111
Fax: 918.438.1112

GENERAL CONTRACTOR
1111 W. 10th Street
Tulsa, Oklahoma 74103
Phone: 918.438.1111
Fax: 918.438.1112



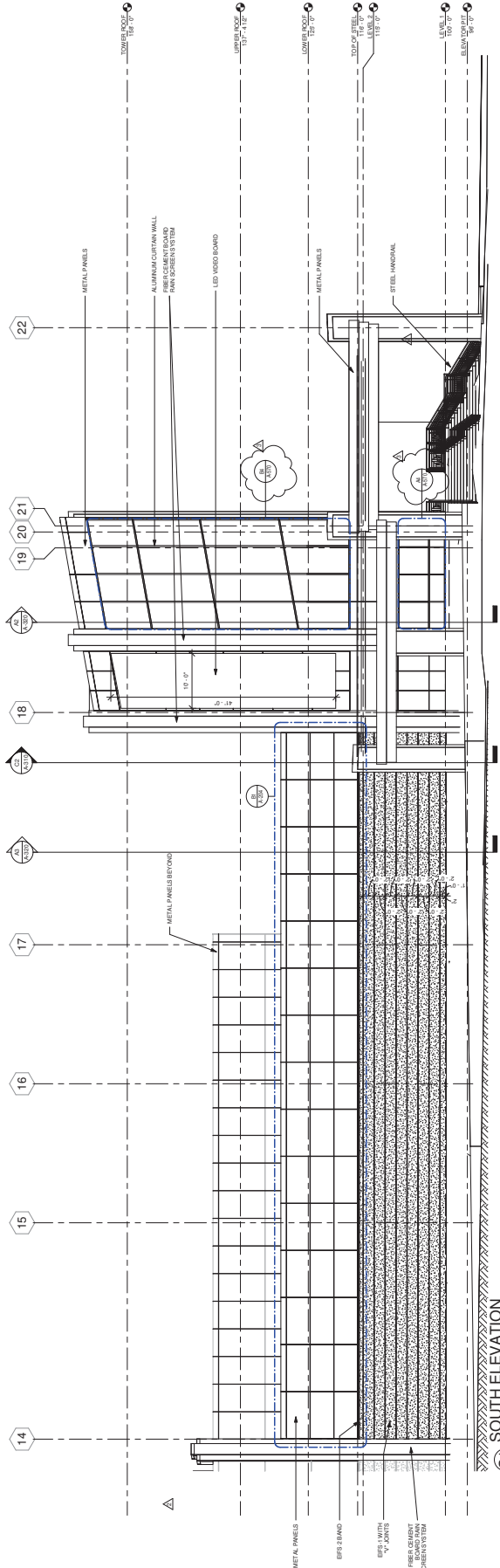
NO.	DESCRIPTION	DATE
1	ISSUED FOR PERMIT	05/17/2018
2	ISSUED FOR PERMIT	05/17/2018
3	ISSUED FOR PERMIT	05/17/2018
4	ISSUED FOR PERMIT	05/17/2018
5	ISSUED FOR PERMIT	05/17/2018
6	ISSUED FOR PERMIT	05/17/2018
7	ISSUED FOR PERMIT	05/17/2018
8	ISSUED FOR PERMIT	05/17/2018
9	ISSUED FOR PERMIT	05/17/2018
10	ISSUED FOR PERMIT	05/17/2018
11	ISSUED FOR PERMIT	05/17/2018
12	ISSUED FOR PERMIT	05/17/2018
13	ISSUED FOR PERMIT	05/17/2018
14	ISSUED FOR PERMIT	05/17/2018
15	ISSUED FOR PERMIT	05/17/2018
16	ISSUED FOR PERMIT	05/17/2018
17	ISSUED FOR PERMIT	05/17/2018
18	ISSUED FOR PERMIT	05/17/2018
19	ISSUED FOR PERMIT	05/17/2018
20	ISSUED FOR PERMIT	05/17/2018
21	ISSUED FOR PERMIT	05/17/2018
22	ISSUED FOR PERMIT	05/17/2018

EXTERIOR ELEVATIONS

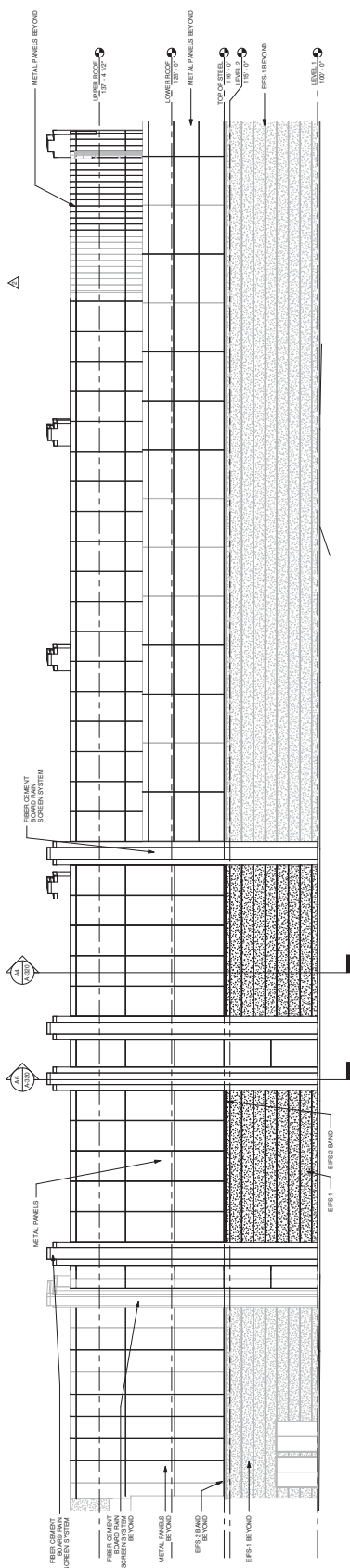
CONSTRUCTION SET

DATE: 05/17/2018
BY: [Signature]
CHECKED BY: [Signature]

A-201
SCALE: 1/8" = 1'-0"
3/17/2018



(1) SOUTH ELEVATION
SCALE: 1/8" = 1'-0"



(A) SOUTHEAST ELEVATION
SCALE: 1/8" = 1'-0"



ERA EDIMONDSON RED ASSOCIATES
 1111 W. 19th Street, Suite 100
 Tulsa, Oklahoma 74103
 Phone: 918.438.1111
 Fax: 918.438.1112

CONSULTANTS
INTERIOR ARCHITECTURE
 1111 W. 19th Street, Suite 100
 Tulsa, Oklahoma 74103
 Phone: 918.438.1111
 Fax: 918.438.1112

STRUCTURAL ENGINEERING
 Inc. International Consulting Engineers
 1111 W. 19th Street, Suite 100
 Tulsa, Oklahoma 74103
 Phone: 918.438.1111
 Fax: 918.438.1112

M/E/C/S ENGINEERING
 Mechanical, Electrical, Plumbing, Fire
 1111 W. 19th Street, Suite 100
 Tulsa, Oklahoma 74103
 Phone: 918.438.1111
 Fax: 918.438.1112

MECHANICAL ENGINEERING
 1111 W. 19th Street, Suite 100
 Tulsa, Oklahoma 74103
 Phone: 918.438.1111
 Fax: 918.438.1112

ELECTRICAL ENGINEERING
 1111 W. 19th Street, Suite 100
 Tulsa, Oklahoma 74103
 Phone: 918.438.1111
 Fax: 918.438.1112

PLUMBING ENGINEERING
 1111 W. 19th Street, Suite 100
 Tulsa, Oklahoma 74103
 Phone: 918.438.1111
 Fax: 918.438.1112

MECHANICAL ENGINEERING
 1111 W. 19th Street, Suite 100
 Tulsa, Oklahoma 74103
 Phone: 918.438.1111
 Fax: 918.438.1112

ELECTRICAL ENGINEERING
 1111 W. 19th Street, Suite 100
 Tulsa, Oklahoma 74103
 Phone: 918.438.1111
 Fax: 918.438.1112

PLUMBING ENGINEERING
 1111 W. 19th Street, Suite 100
 Tulsa, Oklahoma 74103
 Phone: 918.438.1111
 Fax: 918.438.1112

MECHANICAL ENGINEERING
 1111 W. 19th Street, Suite 100
 Tulsa, Oklahoma 74103
 Phone: 918.438.1111
 Fax: 918.438.1112

ELECTRICAL ENGINEERING
 1111 W. 19th Street, Suite 100
 Tulsa, Oklahoma 74103
 Phone: 918.438.1111
 Fax: 918.438.1112

PLUMBING ENGINEERING
 1111 W. 19th Street, Suite 100
 Tulsa, Oklahoma 74103
 Phone: 918.438.1111
 Fax: 918.438.1112

MECHANICAL ENGINEERING
 1111 W. 19th Street, Suite 100
 Tulsa, Oklahoma 74103
 Phone: 918.438.1111
 Fax: 918.438.1112

ELECTRICAL ENGINEERING
 1111 W. 19th Street, Suite 100
 Tulsa, Oklahoma 74103
 Phone: 918.438.1111
 Fax: 918.438.1112

PLUMBING ENGINEERING
 1111 W. 19th Street, Suite 100
 Tulsa, Oklahoma 74103
 Phone: 918.438.1111
 Fax: 918.438.1112

MECHANICAL ENGINEERING
 1111 W. 19th Street, Suite 100
 Tulsa, Oklahoma 74103
 Phone: 918.438.1111
 Fax: 918.438.1112

CONSTRUCTION SET
 PROJECT: AMU/PAK
 DATE: 5/6/2016
 DRAWING NO: A-210

GAMING INTERIOR ELEVATIONS

CASINO 4

1/8" = 1'-0"

1/8" = 1'-0"

1/8" = 1'-0"

1/8" = 1'-0"

1/8" = 1'-0"

1/8" = 1'-0"

1/8" = 1'-0"

1/8" = 1'-0"

1/8" = 1'-0"

1/8" = 1'-0"

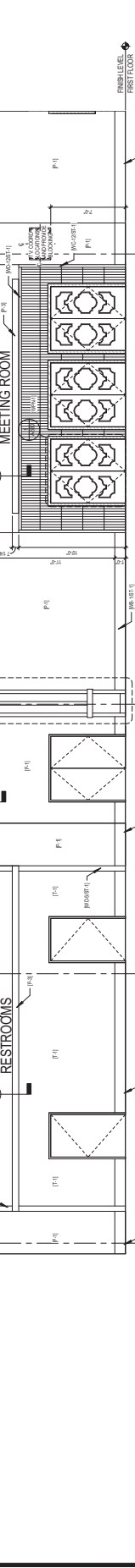
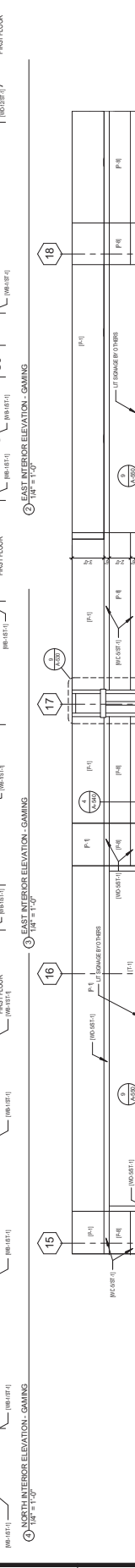
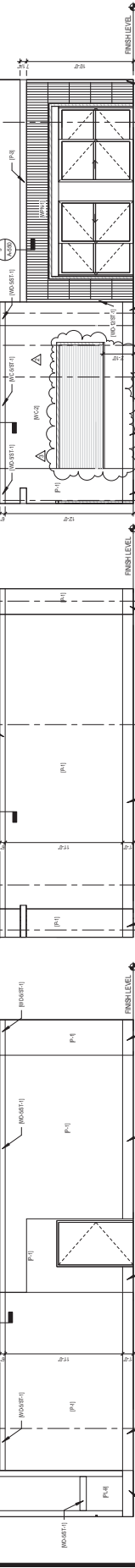
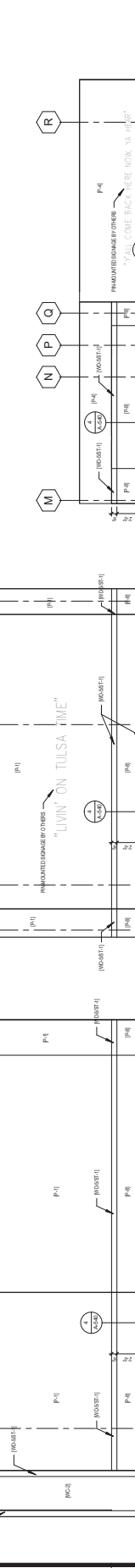
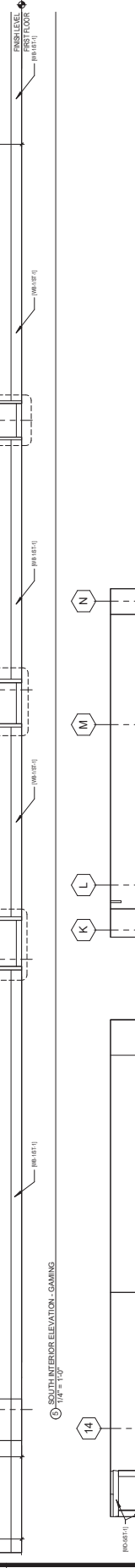
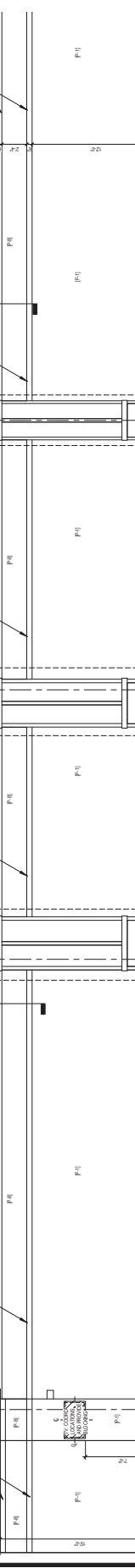
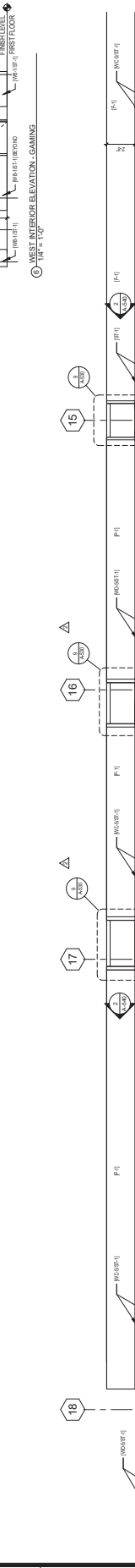
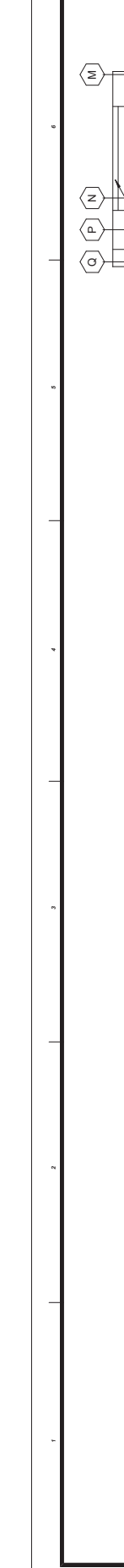
1/8" = 1'-0"

1/8" = 1'-0"

1/8" = 1'-0"

1/8" = 1'-0"

1/8" = 1'-0"



5/17/2016 9:26:47 AM

1/8" = 1'-0"

1/8" = 1'-0"

1/8" = 1'-0"

1/8" = 1'-0"

1/8" = 1'-0"

1/8" = 1'-0"

1/8" = 1'-0"

1/8" = 1'-0"

1/8" = 1'-0"



THIS DOCUMENT, ITS DESIGN AND ANY INFORMATION CONTAINED HEREIN ARE THE PROPERTY OF EDIMONDSON RED ASSOCIATES AND ARE NOT TO BE REPRODUCED, COPIED, OR TRANSMITTED IN ANY FORM OR BY ANY MEANS, ELECTRONIC OR MECHANICAL, WITHOUT THE WRITTEN PERMISSION OF EDIMONDSON RED ASSOCIATES.

CONSULTANTS
INTERIOR ARCHITECTURE
 EDIMONDSON RED ASSOCIATES
 1100 W. 15th Street, Suite 100
 Oklahoma City, OK 73106
 Phone: (405) 521-1500
 Fax: (405) 521-1501
 www.edimondsonred.com

STRUCTURAL ENGINEERING
 INC. INTERIOR CONSULTING & DESIGN
 1100 W. 15th Street, Suite 100
 Oklahoma City, OK 73106
 Phone: (405) 521-1500
 Fax: (405) 521-1501

M/E/P ENGINEERING
 INC. MECHANICAL, ELECTRICAL & PLUMBING
 1100 W. 15th Street, Suite 100
 Oklahoma City, OK 73106
 Phone: (405) 521-1500
 Fax: (405) 521-1501

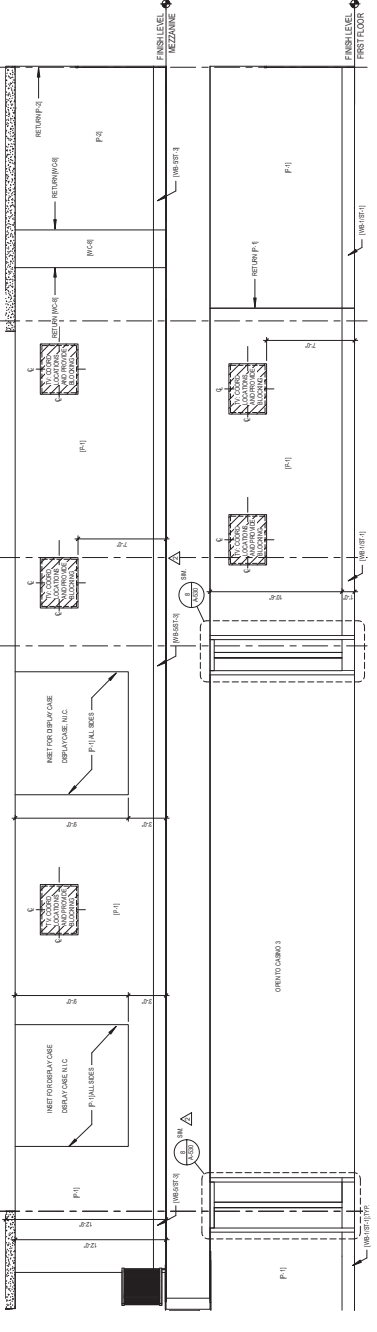
MECHANICAL/ELECTRICAL/PLUMBING
 INC. MECHANICAL, ELECTRICAL & PLUMBING
 1100 W. 15th Street, Suite 100
 Oklahoma City, OK 73106
 Phone: (405) 521-1500
 Fax: (405) 521-1501

MECHANICAL/ELECTRICAL/PLUMBING
 INC. MECHANICAL, ELECTRICAL & PLUMBING
 1100 W. 15th Street, Suite 100
 Oklahoma City, OK 73106
 Phone: (405) 521-1500
 Fax: (405) 521-1501

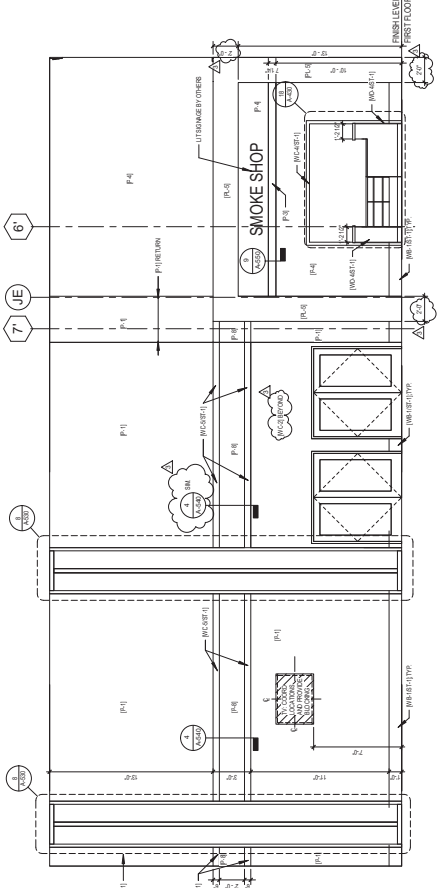
CASINO 4

NO.	DESCRIPTION	DATE
1	ISSUED FOR PERMIT	05/03/2018
2	ISSUED FOR PERMIT	05/03/2018
3	ISSUED FOR PERMIT	05/03/2018

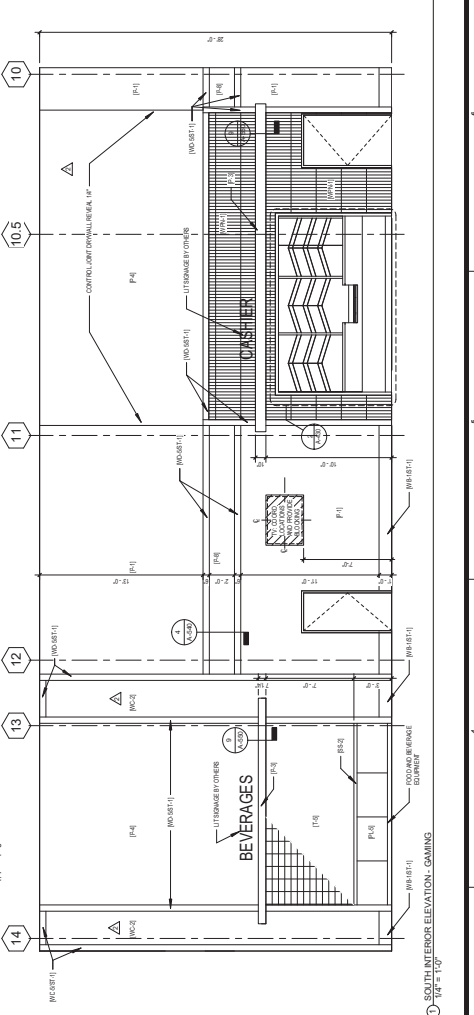
CONSTRUCTION SET
 PROJECT: CASINO 4
 SHEET: A-211
 DATE: 5/3/2018
 DRAWN BY: [Signature]
 CHECKED BY: [Signature]
 APPROVED BY: [Signature]



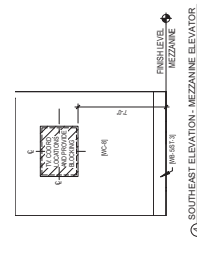
① SOUTHWEST INTERIOR ELEVATION - GAMING
 1/4" = 1'-0"



② SOUTHWEST INTERIOR ELEVATION - GAMING
 1/4" = 1'-0"



③ SOUTH INTERIOR ELEVATION - GAMING
 1/4" = 1'-0"



④ SOUTHEAST ELEVATION - MEZZANINE ELEVATOR
 1/4" = 1'-0"



A-211
 1/4" = 1'-0"
 5/3/2018

NO.	DESCRIPTION
1	FOUNDATION
2	CONCRETE
3	WOODWORK
4	GLASS
5	PAINT
6	CEILING
7	FLOORING
8	MECHANICAL
9	ELECTRICAL
10	PLUMBING

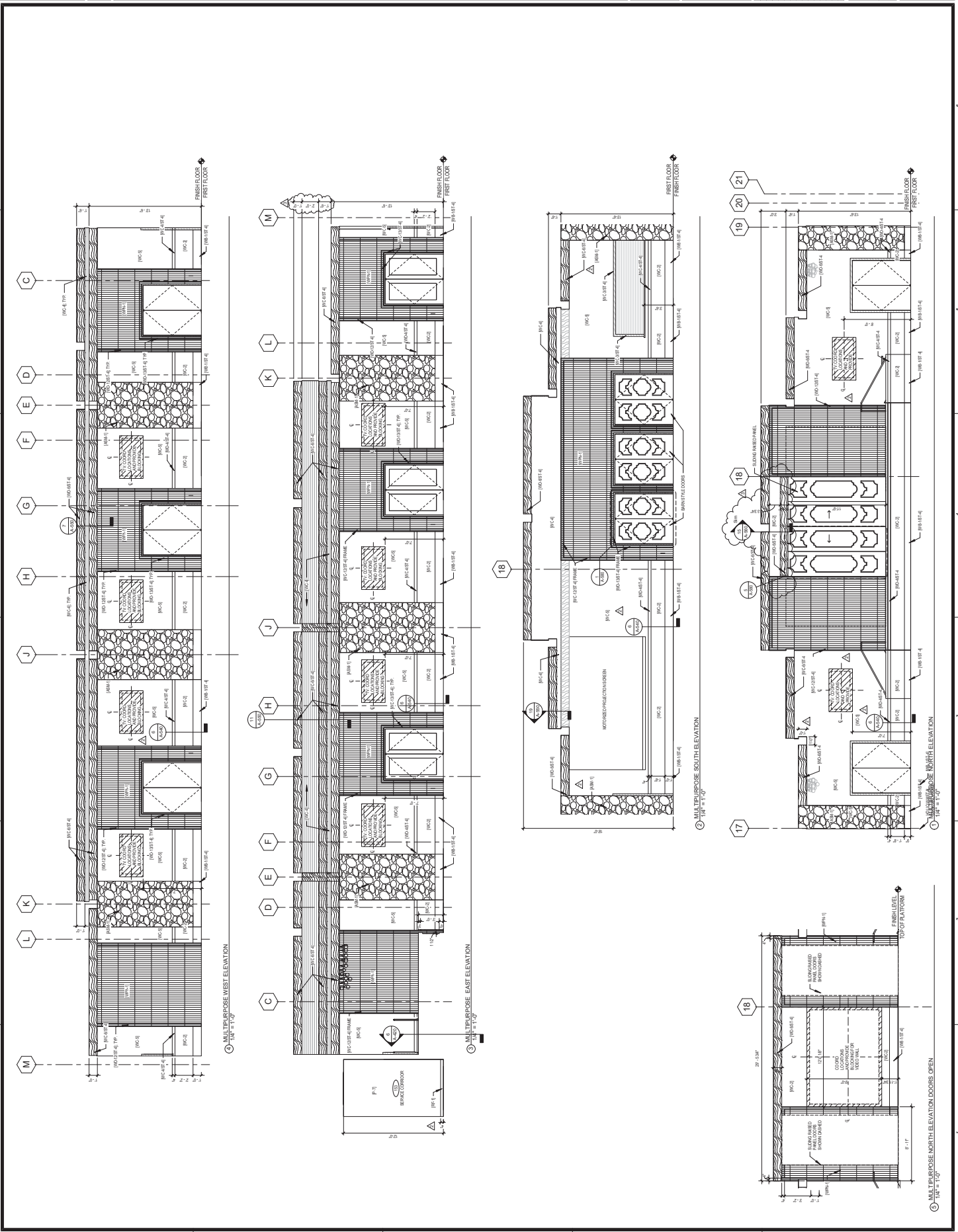
MULTI-PURPOSE ROOM ELEVATIONS

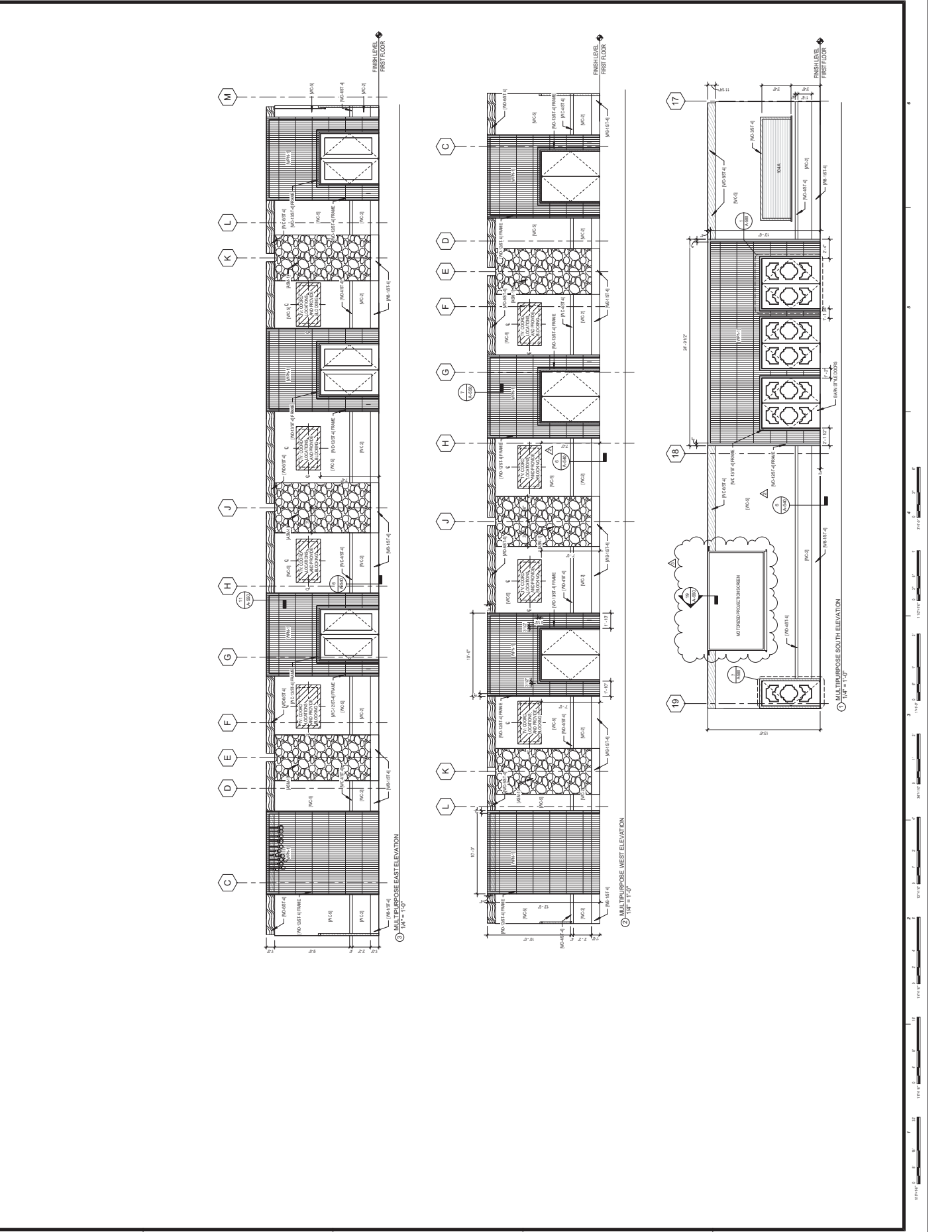
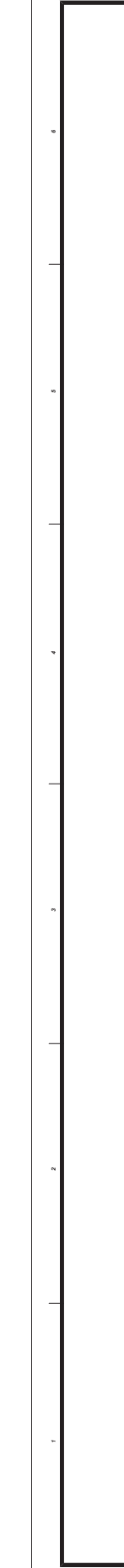
CONSTRUCTION SET

PROJECT: CASINO 4
DATE: 5/20/2018
SCALE: 1/4" = 1'-0"

A-213

1/4" = 1'-0"

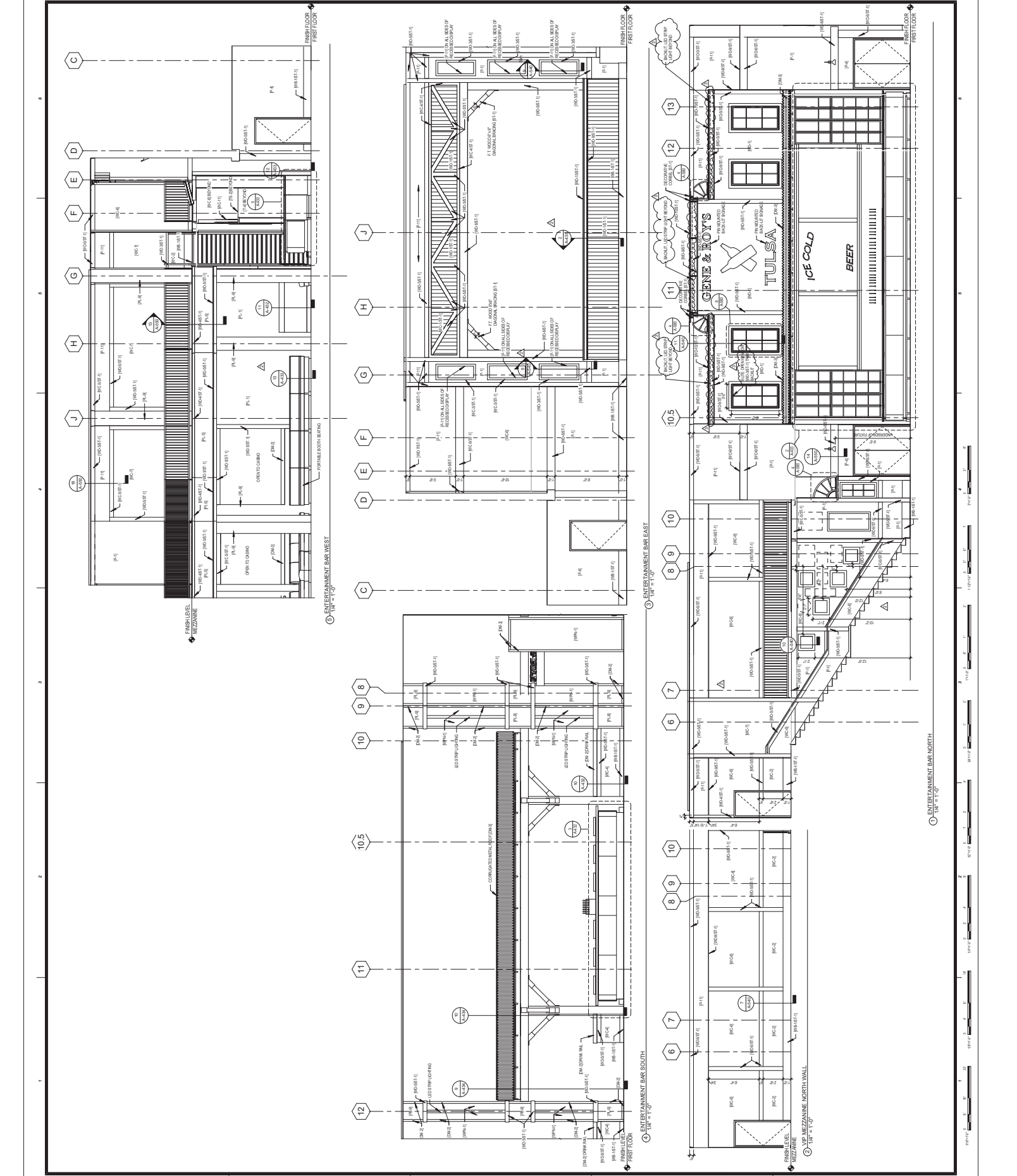




① MULTI-PURPOSE EAST ELEVATION
1/4" = 1'-0"

② MULTI-PURPOSE WEST ELEVATION
1/4" = 1'-0"

③ MULTI-PURPOSE SOUTH ELEVATION
1/4" = 1'-0"





EDMONDSON RED ASSOCIATES
 CONSULTANTS
 1015 W. 10th Street
 Suite 1000
 Anchorage, AK 99501
 Phone: 907.562.1234
 Fax: 907.562.1235

INTERNAL ARCHITECTURE
 1015 W. 10th Street
 Suite 1000
 Anchorage, AK 99501
 Phone: 907.562.1234
 Fax: 907.562.1235

STRUCTURAL ENGINEERING
 1015 W. 10th Street
 Suite 1000
 Anchorage, AK 99501
 Phone: 907.562.1234
 Fax: 907.562.1235

M&E ENGINEERING
 1015 W. 10th Street
 Suite 1000
 Anchorage, AK 99501
 Phone: 907.562.1234
 Fax: 907.562.1235

MECHANICAL ENGINEERING
 1015 W. 10th Street
 Suite 1000
 Anchorage, AK 99501
 Phone: 907.562.1234
 Fax: 907.562.1235

ELECTRICAL ENGINEERING
 1015 W. 10th Street
 Suite 1000
 Anchorage, AK 99501
 Phone: 907.562.1234
 Fax: 907.562.1235

LABOR & TRADE LOCATIONS
 1015 W. 10th Street
 Suite 1000
 Anchorage, AK 99501
 Phone: 907.562.1234
 Fax: 907.562.1235

ROAD SERVICES
 1015 W. 10th Street
 Suite 1000
 Anchorage, AK 99501
 Phone: 907.562.1234
 Fax: 907.562.1235

CHEROKEE HARD ROCK CASINO 4

CASINO 4

NO.	DESCRIPTION
1	FOUNDATION
2	WALL SECTION
3	ROOF SECTION

WALL SECTIONS

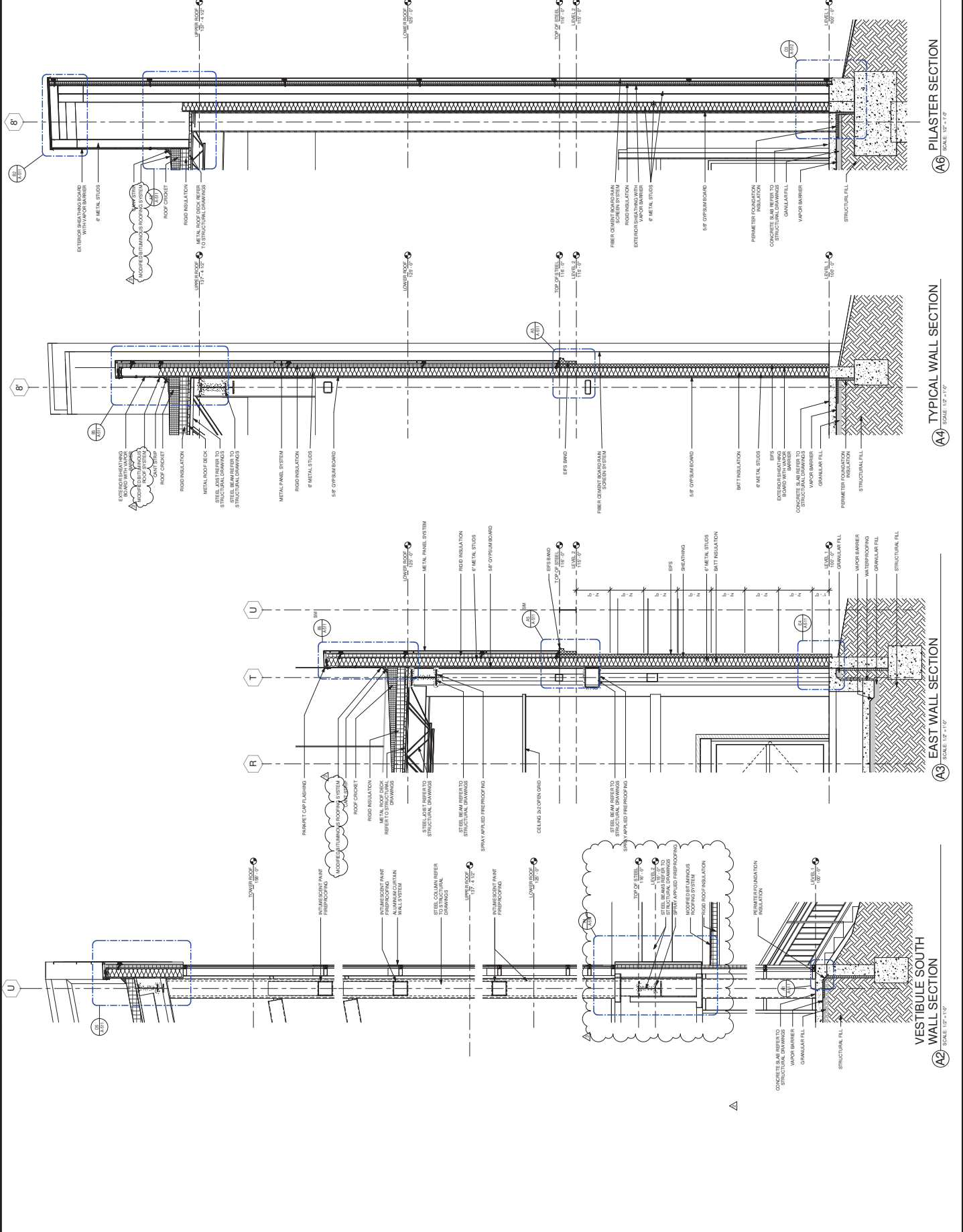
CONSTRUCTION SET

DATE: 05/17/2018
 DRAWN BY: J.S.M.
 CHECKED BY: M.H.S.

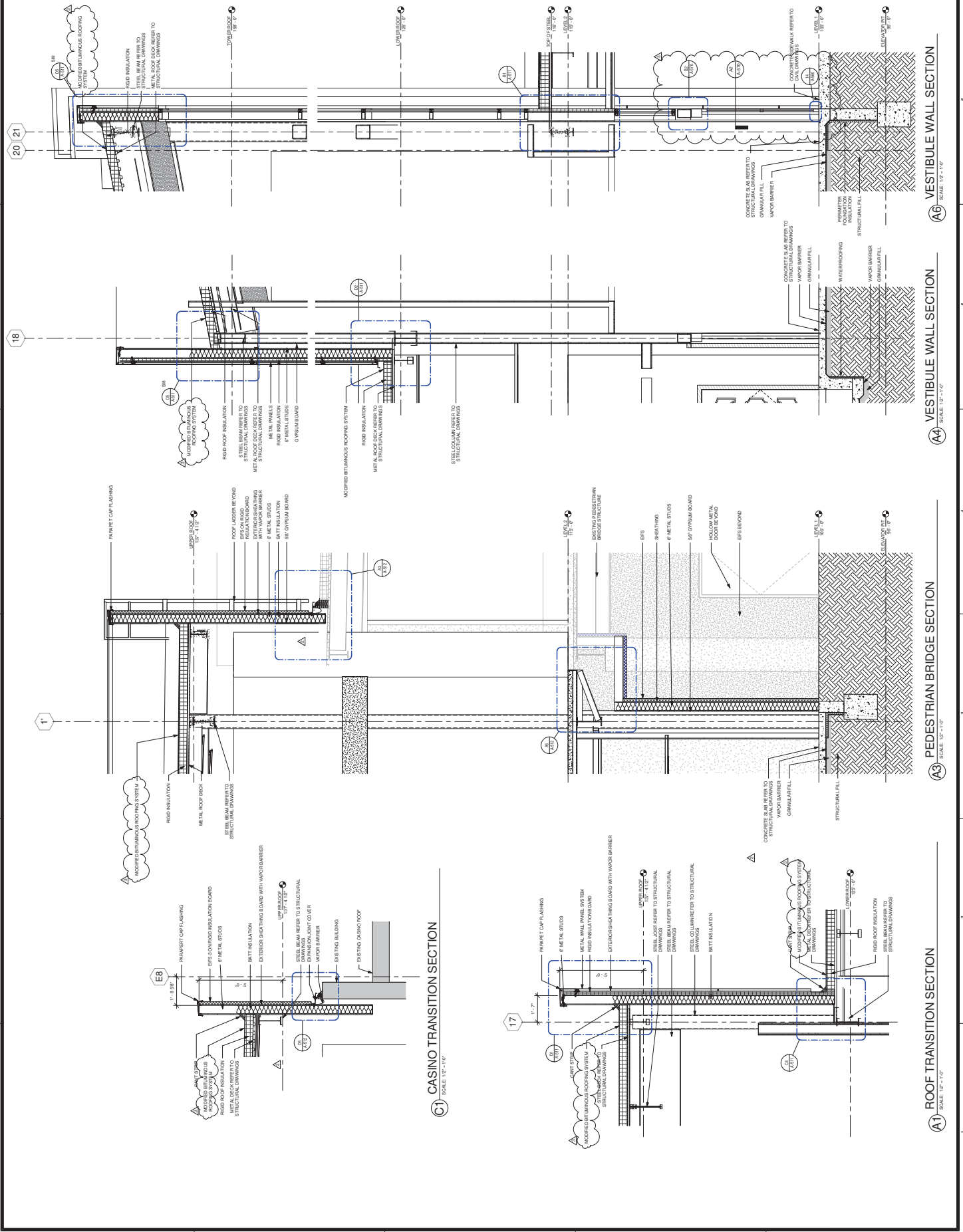
SCALE: 1/2" = 1'-0"

A-320

3/17/2018



NO.	DESCRIPTION	DATE
1	ISSUED FOR PERMIT	05/17/2018
2	REVISION	05/17/2018
3	REVISION	05/17/2018
4	REVISION	05/17/2018
5	REVISION	05/17/2018
6	REVISION	05/17/2018
7	REVISION	05/17/2018
8	REVISION	05/17/2018
9	REVISION	05/17/2018
10	REVISION	05/17/2018
11	REVISION	05/17/2018
12	REVISION	05/17/2018
13	REVISION	05/17/2018
14	REVISION	05/17/2018
15	REVISION	05/17/2018
16	REVISION	05/17/2018
17	REVISION	05/17/2018
18	REVISION	05/17/2018
19	REVISION	05/17/2018
20	REVISION	05/17/2018
21	REVISION	05/17/2018



INTERIOR ARCHITECTURE
2220 PLYMOUTH AVENUE
SUITE 1000
SEASIDE, WA 98148
800.291.8228

STRUCTURAL ENGINEERING
15005 NE 24TH STREET
SUITE 100
SEASIDE, WA 98148
206.334.4800

M/E/P ENGINEERING
1400 EASTERN AVENUE, SUITE 300
SEASIDE, WA 98148
206.929.1100

MECHANICAL, ELECTRICAL & PLUMBING
15005 NE 24TH STREET
SUITE 100
SEASIDE, WA 98148
206.334.4800

GENERAL CONTRACTOR
15005 NE 24TH STREET
SUITE 100
SEASIDE, WA 98148
206.334.4800

GENERAL CONTRACTOR
15005 NE 24TH STREET
SUITE 100
SEASIDE, WA 98148
206.334.4800

CONCRETE WORK
15005 NE 24TH STREET
SUITE 100
SEASIDE, WA 98148
206.334.4800

MECHANICAL CONTRACTOR
15005 NE 24TH STREET
SUITE 100
SEASIDE, WA 98148
206.334.4800

PLUMBING CONTRACTOR
15005 NE 24TH STREET
SUITE 100
SEASIDE, WA 98148
206.334.4800

ROOF CONTRACTOR
15005 NE 24TH STREET
SUITE 100
SEASIDE, WA 98148
206.334.4800

EXTERIOR CONTRACTOR
15005 NE 24TH STREET
SUITE 100
SEASIDE, WA 98148
206.334.4800

PAINT CONTRACTOR
15005 NE 24TH STREET
SUITE 100
SEASIDE, WA 98148
206.334.4800

SCAFFOLDING CONTRACTOR
15005 NE 24TH STREET
SUITE 100
SEASIDE, WA 98148
206.334.4800

CONCRETE CONTRACTOR
15005 NE 24TH STREET
SUITE 100
SEASIDE, WA 98148
206.334.4800

STEEL CONTRACTOR
15005 NE 24TH STREET
SUITE 100
SEASIDE, WA 98148
206.334.4800

WELDING CONTRACTOR
15005 NE 24TH STREET
SUITE 100
SEASIDE, WA 98148
206.334.4800

GLASS CONTRACTOR
15005 NE 24TH STREET
SUITE 100
SEASIDE, WA 98148
206.334.4800

SMITH CONTRACTOR
15005 NE 24TH STREET
SUITE 100
SEASIDE, WA 98148
206.334.4800

IRON CONTRACTOR
15005 NE 24TH STREET
SUITE 100
SEASIDE, WA 98148
206.334.4800

CORRUGATED METAL CONTRACTOR
15005 NE 24TH STREET
SUITE 100
SEASIDE, WA 98148
206.334.4800

CLADDING CONTRACTOR
15005 NE 24TH STREET
SUITE 100
SEASIDE, WA 98148
206.334.4800

CERAMIC CONTRACTOR
15005 NE 24TH STREET
SUITE 100
SEASIDE, WA 98148
206.334.4800

CABINET CONTRACTOR
15005 NE 24TH STREET
SUITE 100
SEASIDE, WA 98148
206.334.4800

STONE CONTRACTOR
15005 NE 24TH STREET
SUITE 100
SEASIDE, WA 98148
206.334.4800

WATERPROOFING CONTRACTOR
15005 NE 24TH STREET
SUITE 100
SEASIDE, WA 98148
206.334.4800

ROOFING CONTRACTOR
15005 NE 24TH STREET
SUITE 100
SEASIDE, WA 98148
206.334.4800

MEMBRANE CONTRACTOR
15005 NE 24TH STREET
SUITE 100
SEASIDE, WA 98148
206.334.4800

ADHESIVE CONTRACTOR
15005 NE 24TH STREET
SUITE 100
SEASIDE, WA 98148
206.334.4800

CONCRETE FORMWORK CONTRACTOR
15005 NE 24TH STREET
SUITE 100
SEASIDE, WA 98148
206.334.4800

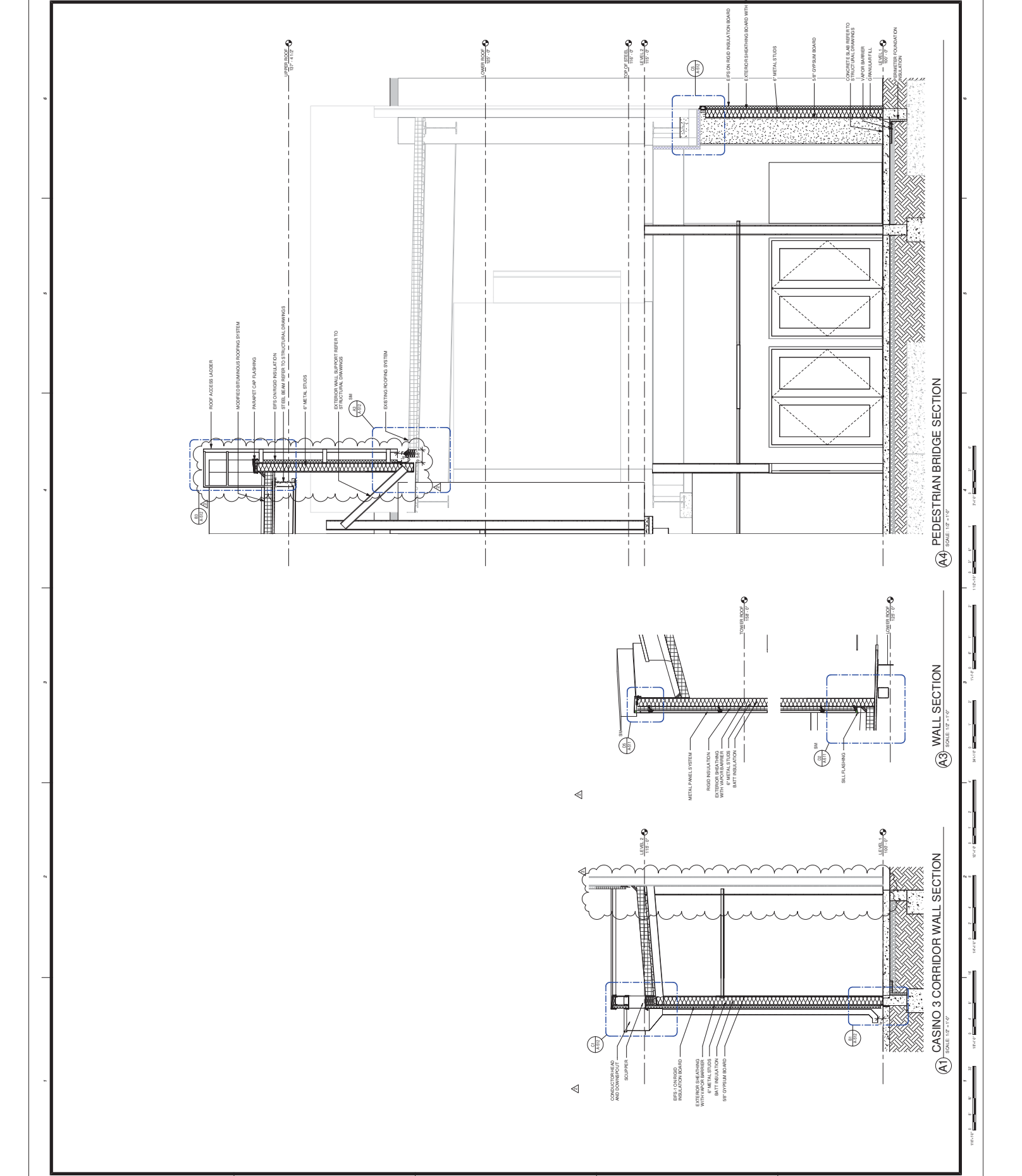
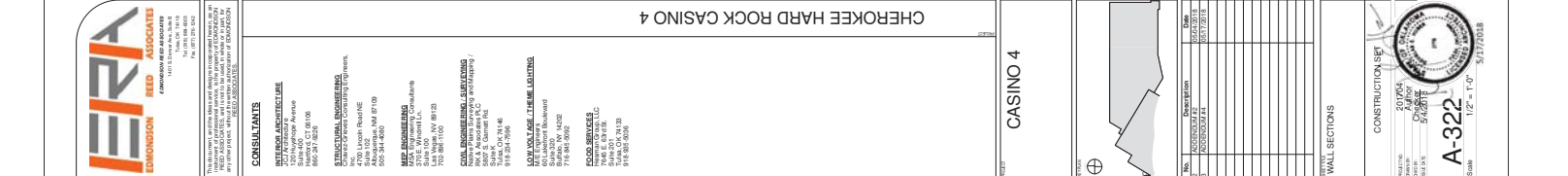
CONCRETE REPAIR CONTRACTOR
15005 NE 24TH STREET
SUITE 100
SEASIDE, WA 98148
206.334.4800

CONCRETE POLISHING CONTRACTOR
15005 NE 24TH STREET
SUITE 100
SEASIDE, WA 98148
206.334.4800

CONCRETE CURING CONTRACTOR
15005 NE 24TH STREET
SUITE 100
SEASIDE, WA 98148
206.334.4800

CONCRETE TESTING CONTRACTOR
15005 NE 24TH STREET
SUITE 100
SEASIDE, WA 98148
206.334.4800

CONCRETE FINISHING CONTRACTOR
15005 NE 24TH STREET
SUITE 100
SEASIDE, WA 98148
206.334.4800



CONSULTANTS

INTERIOR ARCHITECTURE

EDMONDSON RED ASSOCIATES
 1101 S. STEWART ST. SUITE 300
 DENVER, CO 80202
 PH: 303.733.1211
 WWW.EDMONDSONRED.COM

STRUCTURAL ENGINEERING

EDMONDSON RED ASSOCIATES
 1101 S. STEWART ST. SUITE 300
 DENVER, CO 80202
 PH: 303.733.1211
 WWW.EDMONDSONRED.COM

MER ENGINEERING

EDMONDSON RED ASSOCIATES
 1101 S. STEWART ST. SUITE 300
 DENVER, CO 80202
 PH: 303.733.1211
 WWW.EDMONDSONRED.COM

MECHANICAL ENGINEERING

EDMONDSON RED ASSOCIATES
 1101 S. STEWART ST. SUITE 300
 DENVER, CO 80202
 PH: 303.733.1211
 WWW.EDMONDSONRED.COM

ELECTRICAL ENGINEERING

EDMONDSON RED ASSOCIATES
 1101 S. STEWART ST. SUITE 300
 DENVER, CO 80202
 PH: 303.733.1211
 WWW.EDMONDSONRED.COM

PLUMBING

EDMONDSON RED ASSOCIATES
 1101 S. STEWART ST. SUITE 300
 DENVER, CO 80202
 PH: 303.733.1211
 WWW.EDMONDSONRED.COM

FIRE ENGINEERING

EDMONDSON RED ASSOCIATES
 1101 S. STEWART ST. SUITE 300
 DENVER, CO 80202
 PH: 303.733.1211
 WWW.EDMONDSONRED.COM

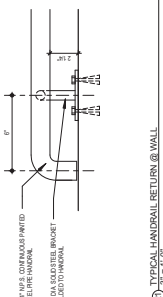
ACoustics

EDMONDSON RED ASSOCIATES
 1101 S. STEWART ST. SUITE 300
 DENVER, CO 80202
 PH: 303.733.1211
 WWW.EDMONDSONRED.COM

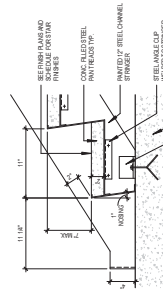
CASINO 4

NO.	DESCRIPTION	DATE
1	ISSUED FOR PERMIT	05/26/2016
2	REVISED PER COMMENTS	06/08/2016
3	REVISED PER COMMENTS	06/08/2016

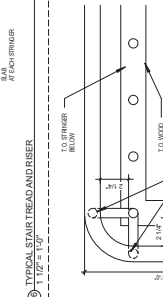
CONSTRUCTION SET		
PROJECT NO.	1101 S. STEWART ST. SUITE 300	
PROJECT NAME	CASINO 4	
DATE	05/26/2016	
SCALE	AS SHOWN	
DESIGNED BY	A. M. GIBSON	
DRAWN BY	A. M. GIBSON	
CHECKED BY	A. M. GIBSON	
IN CHARGE	A. M. GIBSON	



① TYPICAL HANDRAIL RETURN @ WALL
 1.1/2" x 1.1/2"



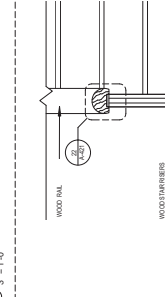
② TYPICAL HANDRAIL RETURN @ WALL
 1.1/2" x 1.1/2"



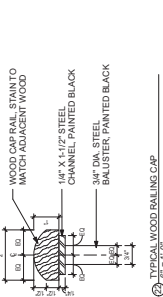
③ TYPICAL STAIR TREAD AND RISER
 1.1/2" x 1.1/2"



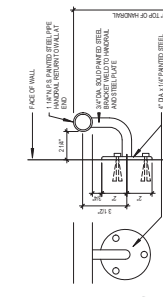
④ ROLLING PLAN @ UPPER LANDINGS
 1.1/2" x 1.1/2"



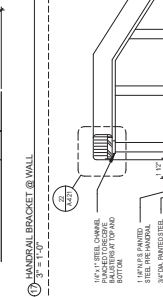
⑤ STAIR LANDING DETAIL
 1.1/2" x 1.1/2"



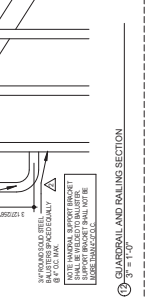
⑥ TYPICAL WOOD RAILING CAP
 1.1/2" x 1.1/2"




⑦ HANDRAIL BRACKET @ WALL
 1.1/2" x 1.1/2"



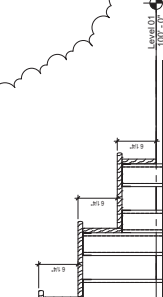
⑧ GUARDRAIL AND RAILING SECTION
 1.1/2" x 1.1/2"



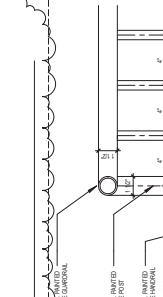
⑨ STAIR LANDING DETAIL
 1.1/2" x 1.1/2"



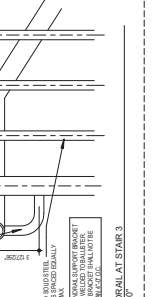
⑩ STAIR SECTION DETAIL
 1.1/2" x 1.1/2"



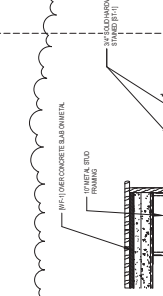
⑪ GUARDRAIL AT STAIR 3
 1.1/2" x 1.1/2"




⑫ STAIR LANDING DETAIL
 1.1/2" x 1.1/2"



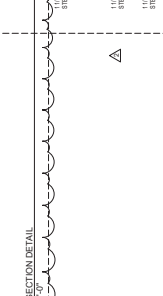
⑬ STAIR LANDING DETAIL
 1.1/2" x 1.1/2"



⑭ STAIR LANDING DETAIL
 1.1/2" x 1.1/2"



⑮ STAIR LANDING DETAIL
 1.1/2" x 1.1/2"



⑯ STAIR LANDING DETAIL
 1.1/2" x 1.1/2"



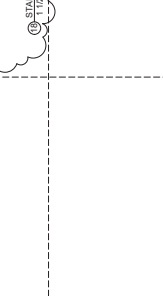
⑰ STAIR LANDING DETAIL
 1.1/2" x 1.1/2"




⑱ STAIR LANDING DETAIL
 1.1/2" x 1.1/2"



⑲ STAIR LANDING DETAIL
 1.1/2" x 1.1/2"



⑳ STAIR LANDING DETAIL
 1.1/2" x 1.1/2"



㉑ STAIR LANDING DETAIL
 1.1/2" x 1.1/2"



THIS DOCUMENT IS THE PROPERTY OF IERA AND SHOULD NOT BE REPRODUCED OR TRANSMITTED IN ANY FORM OR BY ANY MEANS, ELECTRONIC OR MECHANICAL, INCLUDING PHOTOCOPYING, RECORDING, OR BY ANY INFORMATION STORAGE AND RETRIEVAL SYSTEM, WITHOUT THE WRITTEN PERMISSION OF IERA.

CONSULTANTS

INTERIOR ARCHITECTURE
1204 PROSPER AVENUE
SUITE 100, CT 1
EDMONTON, ALBERTA T6E 4E1
866-291-7229

STRUCTURAL ENGINEERING
1204 PROSPER AVENUE
SUITE 100, CT 1
EDMONTON, ALBERTA T6E 4E1
866-291-7229

MER ENGINEERING
1204 PROSPER AVENUE
SUITE 100, CT 1
EDMONTON, ALBERTA T6E 4E1
866-291-7229

MECHANICAL ENGINEERING
1204 PROSPER AVENUE
SUITE 100, CT 1
EDMONTON, ALBERTA T6E 4E1
866-291-7229

ELECTRICAL ENGINEERING
1204 PROSPER AVENUE
SUITE 100, CT 1
EDMONTON, ALBERTA T6E 4E1
866-291-7229

PLUMBING ENGINEERING
1204 PROSPER AVENUE
SUITE 100, CT 1
EDMONTON, ALBERTA T6E 4E1
866-291-7229

MECHANICAL/ELECTRICAL ENGINEERING
1204 PROSPER AVENUE
SUITE 100, CT 1
EDMONTON, ALBERTA T6E 4E1
866-291-7229

MECHANICAL ENGINEERING
1204 PROSPER AVENUE
SUITE 100, CT 1
EDMONTON, ALBERTA T6E 4E1
866-291-7229

MECHANICAL ENGINEERING
1204 PROSPER AVENUE
SUITE 100, CT 1
EDMONTON, ALBERTA T6E 4E1
866-291-7229

MECHANICAL ENGINEERING
1204 PROSPER AVENUE
SUITE 100, CT 1
EDMONTON, ALBERTA T6E 4E1
866-291-7229

MECHANICAL ENGINEERING
1204 PROSPER AVENUE
SUITE 100, CT 1
EDMONTON, ALBERTA T6E 4E1
866-291-7229

MECHANICAL ENGINEERING
1204 PROSPER AVENUE
SUITE 100, CT 1
EDMONTON, ALBERTA T6E 4E1
866-291-7229

MECHANICAL ENGINEERING
1204 PROSPER AVENUE
SUITE 100, CT 1
EDMONTON, ALBERTA T6E 4E1
866-291-7229

MECHANICAL ENGINEERING
1204 PROSPER AVENUE
SUITE 100, CT 1
EDMONTON, ALBERTA T6E 4E1
866-291-7229

MECHANICAL ENGINEERING
1204 PROSPER AVENUE
SUITE 100, CT 1
EDMONTON, ALBERTA T6E 4E1
866-291-7229

MECHANICAL ENGINEERING
1204 PROSPER AVENUE
SUITE 100, CT 1
EDMONTON, ALBERTA T6E 4E1
866-291-7229

MECHANICAL ENGINEERING
1204 PROSPER AVENUE
SUITE 100, CT 1
EDMONTON, ALBERTA T6E 4E1
866-291-7229

MECHANICAL ENGINEERING
1204 PROSPER AVENUE
SUITE 100, CT 1
EDMONTON, ALBERTA T6E 4E1
866-291-7229

MECHANICAL ENGINEERING
1204 PROSPER AVENUE
SUITE 100, CT 1
EDMONTON, ALBERTA T6E 4E1
866-291-7229

MECHANICAL ENGINEERING
1204 PROSPER AVENUE
SUITE 100, CT 1
EDMONTON, ALBERTA T6E 4E1
866-291-7229

MECHANICAL ENGINEERING
1204 PROSPER AVENUE
SUITE 100, CT 1
EDMONTON, ALBERTA T6E 4E1
866-291-7229

MECHANICAL ENGINEERING
1204 PROSPER AVENUE
SUITE 100, CT 1
EDMONTON, ALBERTA T6E 4E1
866-291-7229

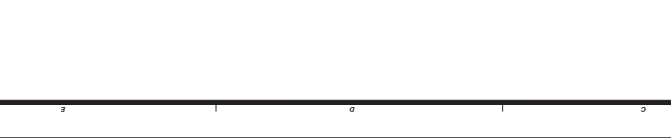
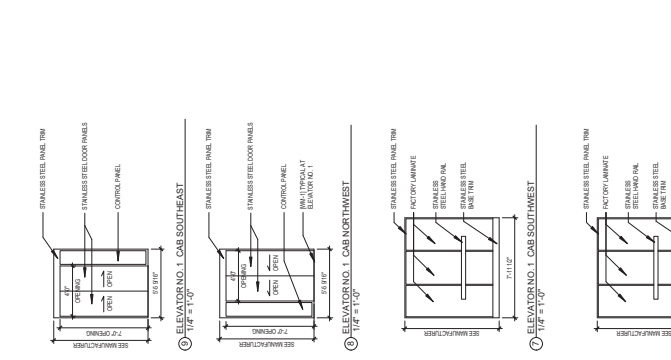
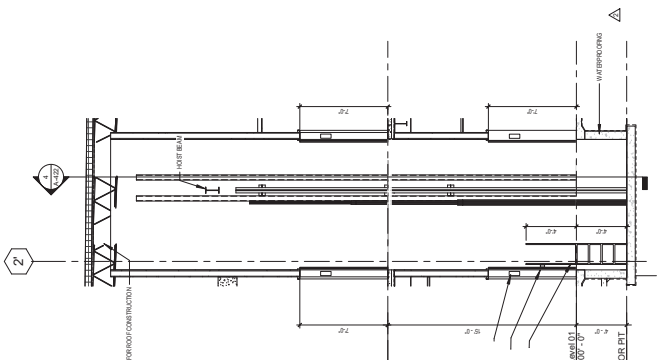
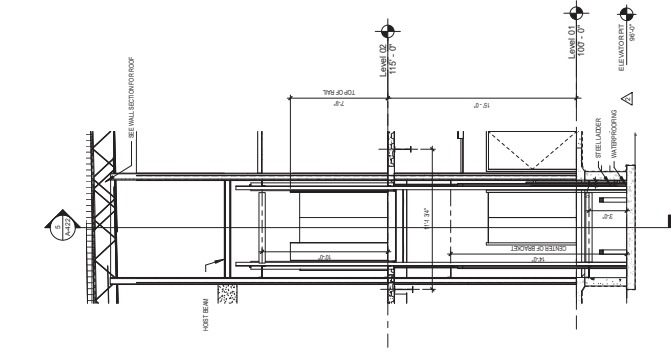
MECHANICAL ENGINEERING
1204 PROSPER AVENUE
SUITE 100, CT 1
EDMONTON, ALBERTA T6E 4E1
866-291-7229

MECHANICAL ENGINEERING
1204 PROSPER AVENUE
SUITE 100, CT 1
EDMONTON, ALBERTA T6E 4E1
866-291-7229

MECHANICAL ENGINEERING
1204 PROSPER AVENUE
SUITE 100, CT 1
EDMONTON, ALBERTA T6E 4E1
866-291-7229

MECHANICAL ENGINEERING
1204 PROSPER AVENUE
SUITE 100, CT 1
EDMONTON, ALBERTA T6E 4E1
866-291-7229

MECHANICAL ENGINEERING
1204 PROSPER AVENUE
SUITE 100, CT 1
EDMONTON, ALBERTA T6E 4E1
866-291-7229




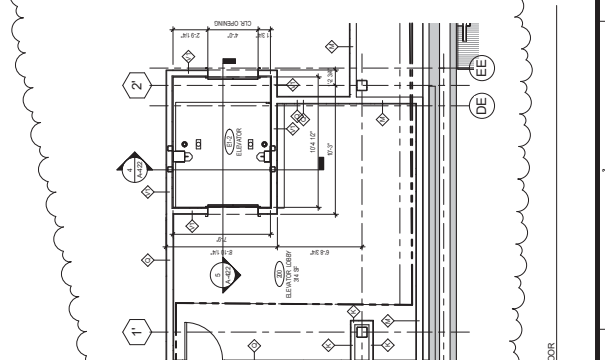
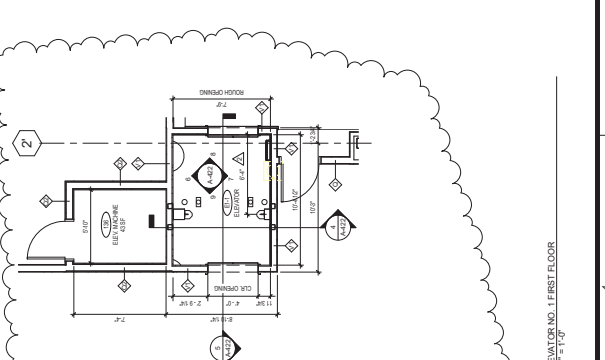
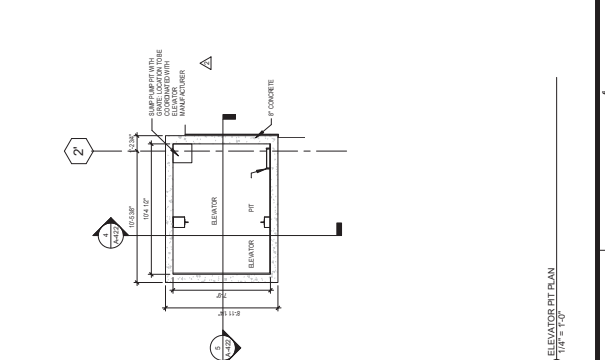
① ELEVATOR 1 SECTIONS
1/4" = 1'-0"

② ELEVATOR 1 SECTION E/W
1/4" = 1'-0"

③ ELEVATOR NO. 1 CAB SOUTH-EAST
1/4" = 1'-0"

④ ELEVATOR NO. 1 CAB NORTHWEST
1/4" = 1'-0"

⑤ ELEVATOR NO. 1 CEILING PLAN
1/4" = 1'-0"



⑥ ELEVATOR PIT PLAN
1/4" = 1'-0"

⑦ ELEVATOR NO. 1 FIRST FLOOR
1/4" = 1'-0"

⑧ ELEVATOR NO. 1 SECOND FLOOR
1/4" = 1'-0"

⑨ ELEVATOR NO. 1 SECOND FLOOR
1/4" = 1'-0"

⑩ ELEVATOR NO. 1 SECOND FLOOR
1/4" = 1'-0"

CASINO 4

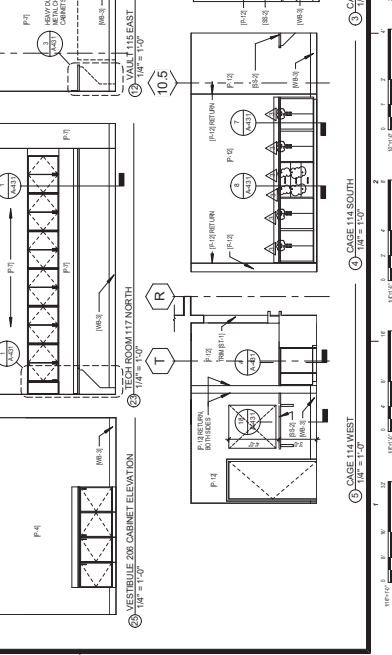
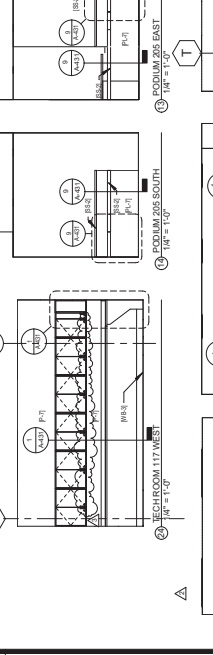
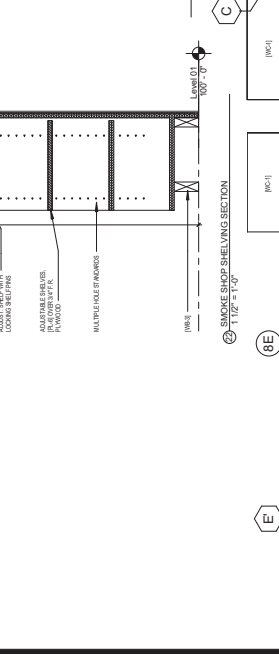
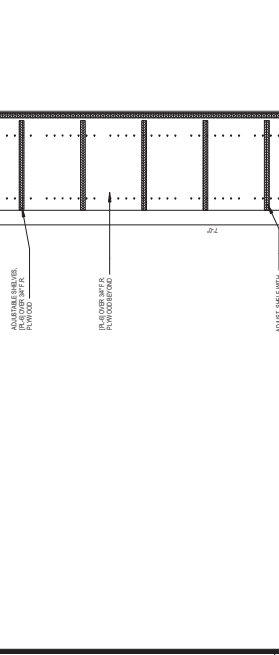
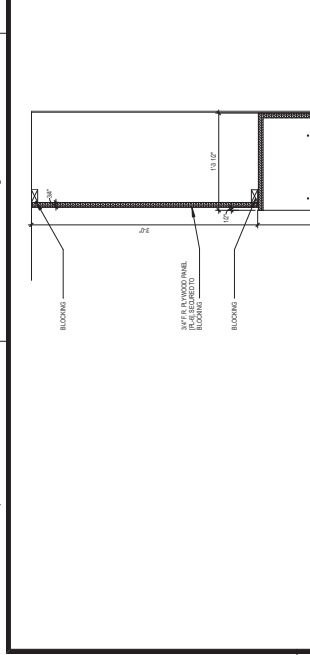
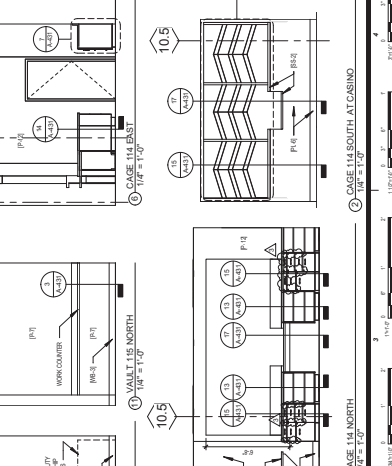
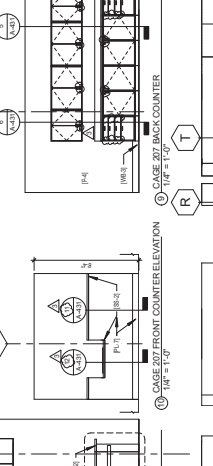
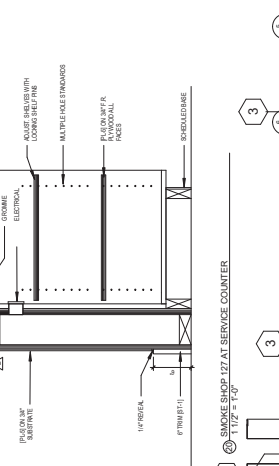
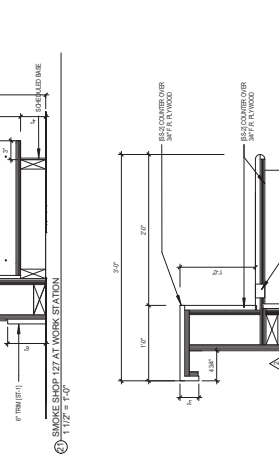
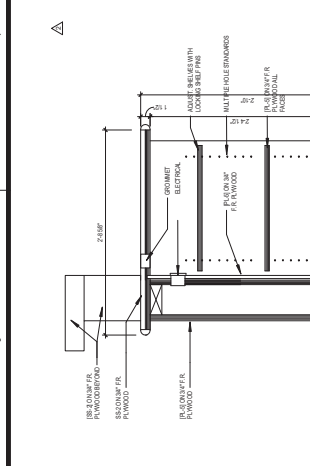
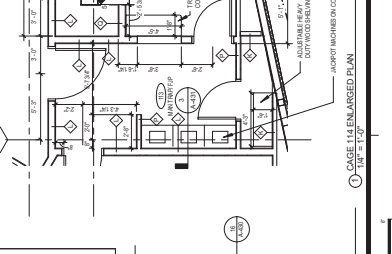
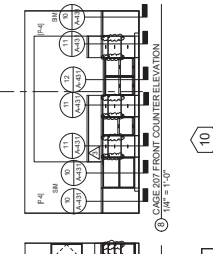
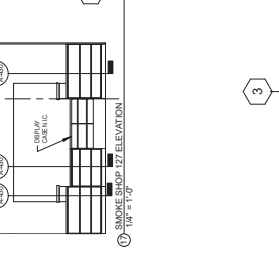
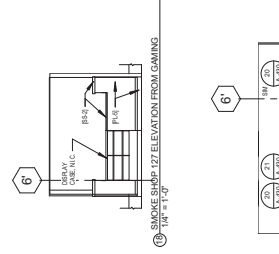
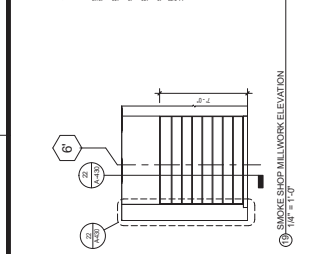
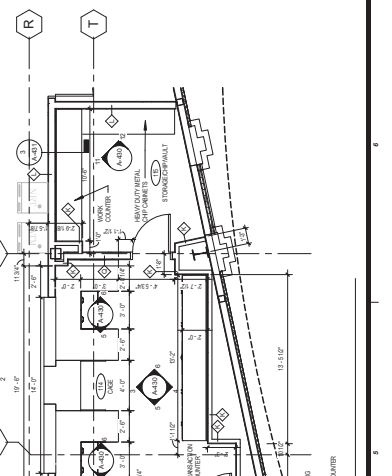
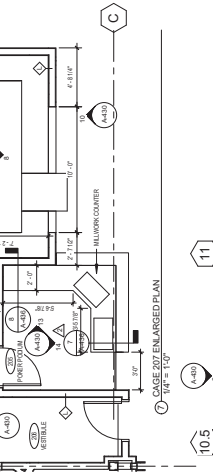
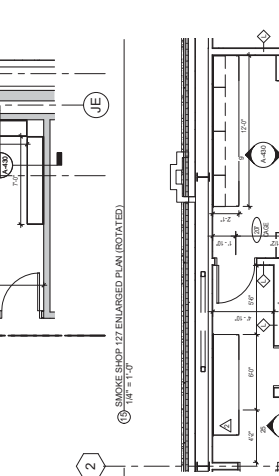
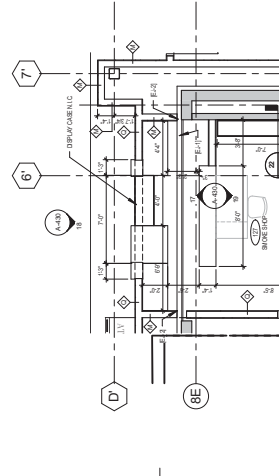
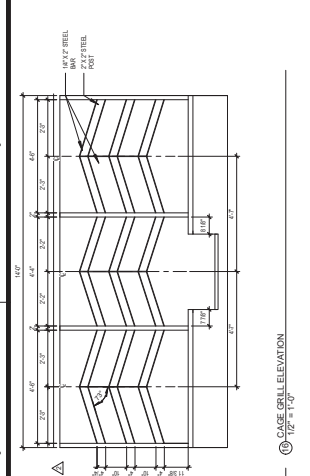
NO.	DESCRIPTION
1	FOUNDATION
2	CONCRETE
3	STEEL REINFORCEMENT
4	STAINLESS STEEL
5	STAINLESS STEEL
6	STAINLESS STEEL
7	STAINLESS STEEL
8	STAINLESS STEEL
9	STAINLESS STEEL
10	STAINLESS STEEL
11	STAINLESS STEEL
12	STAINLESS STEEL
13	STAINLESS STEEL
14	STAINLESS STEEL
15	STAINLESS STEEL
16	STAINLESS STEEL
17	STAINLESS STEEL
18	STAINLESS STEEL
19	STAINLESS STEEL
20	STAINLESS STEEL
21	STAINLESS STEEL
22	STAINLESS STEEL
23	STAINLESS STEEL
24	STAINLESS STEEL
25	STAINLESS STEEL
26	STAINLESS STEEL
27	STAINLESS STEEL
28	STAINLESS STEEL
29	STAINLESS STEEL
30	STAINLESS STEEL
31	STAINLESS STEEL
32	STAINLESS STEEL
33	STAINLESS STEEL
34	STAINLESS STEEL
35	STAINLESS STEEL
36	STAINLESS STEEL
37	STAINLESS STEEL
38	STAINLESS STEEL
39	STAINLESS STEEL
40	STAINLESS STEEL
41	STAINLESS STEEL
42	STAINLESS STEEL
43	STAINLESS STEEL
44	STAINLESS STEEL
45	STAINLESS STEEL
46	STAINLESS STEEL
47	STAINLESS STEEL
48	STAINLESS STEEL
49	STAINLESS STEEL
50	STAINLESS STEEL

ELEVATOR PLANS, ELEVATIONS, AND DETAILS

CONSTRUCTION SET

PROJECT: CASINO 4
DATE: 5/4/2018
SCALE: 1/4" = 1'-0"







CONSULTANTS

INTERIOR ARCHITECTURE
 INTERIOR ARCHITECTURE
 1000 W. MAIN ST. SUITE 200
 RICHMOND, VA 23220
 TEL: (804) 781-1431
 FAX: (804) 781-1434
 WWW.ERA-VIRGINIA.COM

STRUCTURAL ENGINEERING
 STRUCTURAL ENGINEERING
 1000 W. MAIN ST. SUITE 200
 RICHMOND, VA 23220
 TEL: (804) 781-1431
 FAX: (804) 781-1434
 WWW.ERA-VIRGINIA.COM

MER ENGINEERING
 MER ENGINEERING
 1000 W. MAIN ST. SUITE 200
 RICHMOND, VA 23220
 TEL: (804) 781-1431
 FAX: (804) 781-1434
 WWW.ERA-VIRGINIA.COM

CIVIL ENGINEERING / LANDSCAPE ARCHITECTURE
 CIVIL ENGINEERING / LANDSCAPE ARCHITECTURE
 1000 W. MAIN ST. SUITE 200
 RICHMOND, VA 23220
 TEL: (804) 781-1431
 FAX: (804) 781-1434
 WWW.ERA-VIRGINIA.COM

MATERIALS / FINISHES

WOODWORKING
 WOODWORKING
 1000 W. MAIN ST. SUITE 200
 RICHMOND, VA 23220
 TEL: (804) 781-1431
 FAX: (804) 781-1434
 WWW.ERA-VIRGINIA.COM

PAINTS & WALL COVERINGS
 PAINTS & WALL COVERINGS
 1000 W. MAIN ST. SUITE 200
 RICHMOND, VA 23220
 TEL: (804) 781-1431
 FAX: (804) 781-1434
 WWW.ERA-VIRGINIA.COM

FLOORING
 FLOORING
 1000 W. MAIN ST. SUITE 200
 RICHMOND, VA 23220
 TEL: (804) 781-1431
 FAX: (804) 781-1434
 WWW.ERA-VIRGINIA.COM

GLASS & PARTIAL GLASS LIGHTING
 GLASS & PARTIAL GLASS LIGHTING
 1000 W. MAIN ST. SUITE 200
 RICHMOND, VA 23220
 TEL: (804) 781-1431
 FAX: (804) 781-1434
 WWW.ERA-VIRGINIA.COM

Cheerlee Hard Rock Casino 4

CASINO 4

REVISIONS

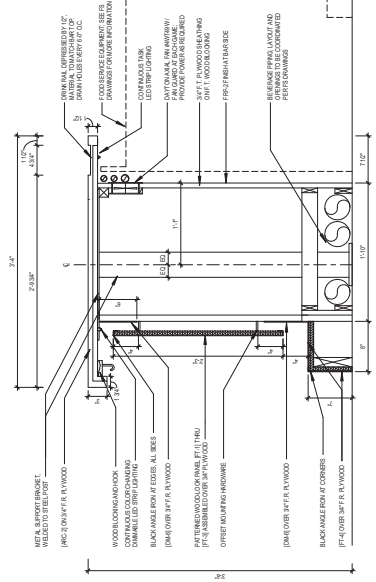
NO.	DESCRIPTION	DATE
1	ISSUED FOR PERMIT	05/20/2018
2	AS SHOWN	05/20/2018

CONSTRUCTION SET

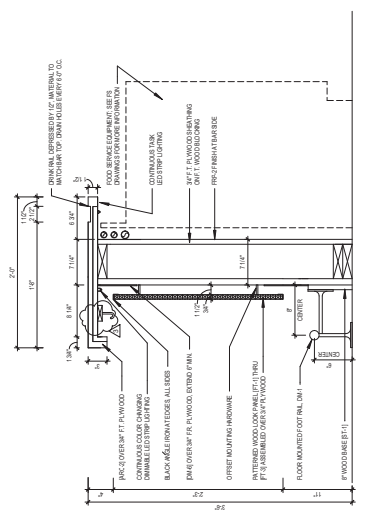
ENLARGED CASINO BAR PLANS, ELEVATIONS AND DETAILS

A-432

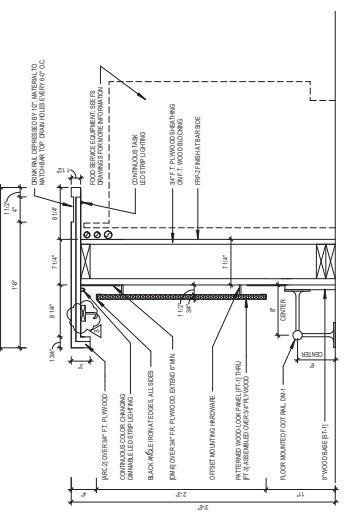
DATE: 05/20/2018
PROJECT: CHEERLEE HARD ROCK CASINO
SCALE: AS SHOWN



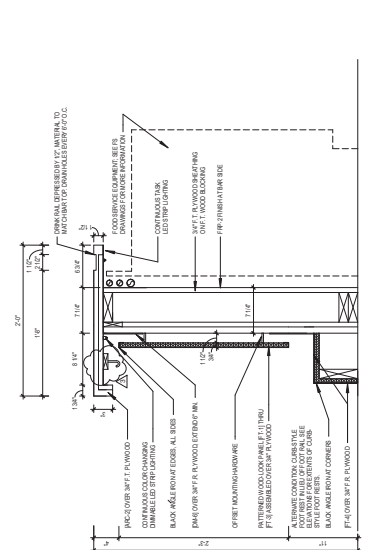
CASINO BAR 119 AT BAR EAST WEST
 1/12" = 1'-0"



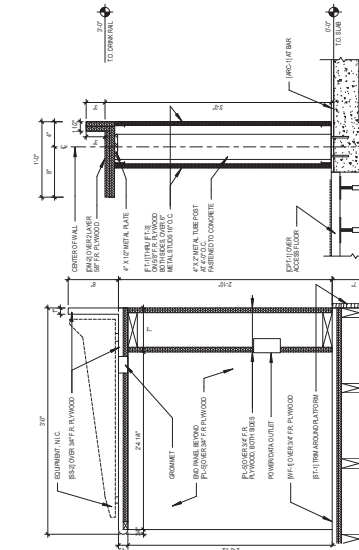
CASINO BAR 119 AT BAR EAST EAST
 1/12" = 1'-0"



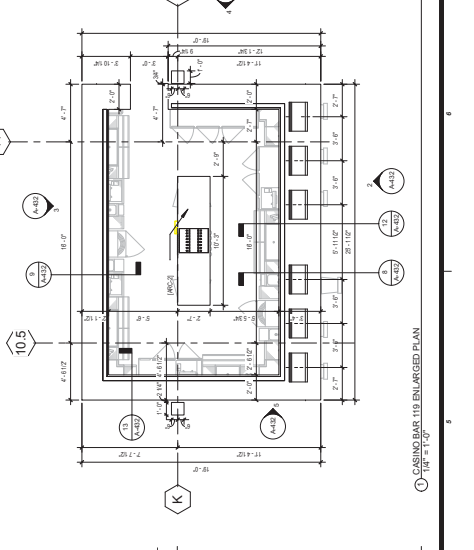
CASINO BAR 119 AT STANDARD PANEL
 1/12" = 1'-0"



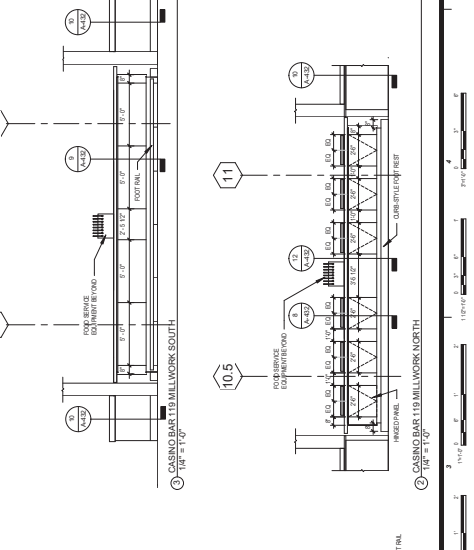
CASINO BAR 119 AT BAR EAST WEST WITH CLUB FOOT REST
 1/12" = 1'-0"



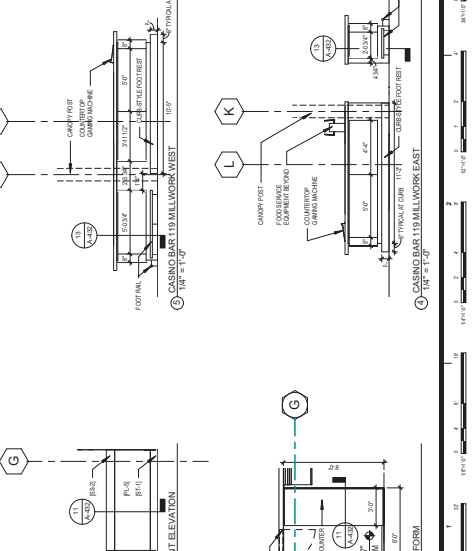
ENTERTAINMENT BAR 120 DRINK RAIL
 1/12" = 1'-0"



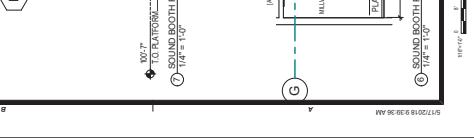
CASINO BAR 119 AT GAMING MACHINE
 1/12" = 1'-0"



CASINO BAR 119 AT MILLWORK SOUTH
 1/12" = 1'-0"



CASINO BAR 119 AT MILLWORK WEST
 1/12" = 1'-0"



CASINO BAR 119 AT MILLWORK EAST
 1/12" = 1'-0"

INTERIOR ARCHITECTURE
 IERA ARCHITECTURE ASSOCIATES
 1000 W. 10th Street, Suite 100
 Denver, CO 80202
 Tel: 303.733.1111
 Fax: 303.733.1112

STRUCTURAL ENGINEERING
 THE STRUCTURAL ENGINEERS
 1000 W. 10th Street, Suite 100
 Denver, CO 80202
 Tel: 303.733.1111
 Fax: 303.733.1112

MFG. ENGINEERING
 MFG. ENGINEERING, INC.
 1000 W. 10th Street, Suite 100
 Denver, CO 80202
 Tel: 303.733.1111
 Fax: 303.733.1112

MECHANICAL/ELECTRICAL
 MECHANICAL/ELECTRICAL ENGINEERS
 1000 W. 10th Street, Suite 100
 Denver, CO 80202
 Tel: 303.733.1111
 Fax: 303.733.1112

MECHANICAL/ELECTRICAL
 MECHANICAL/ELECTRICAL ENGINEERS
 1000 W. 10th Street, Suite 100
 Denver, CO 80202
 Tel: 303.733.1111
 Fax: 303.733.1112

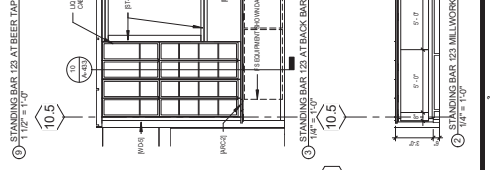
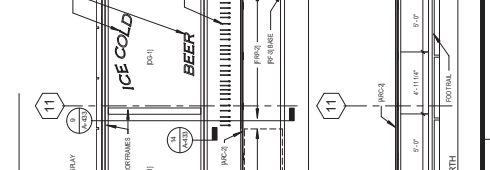
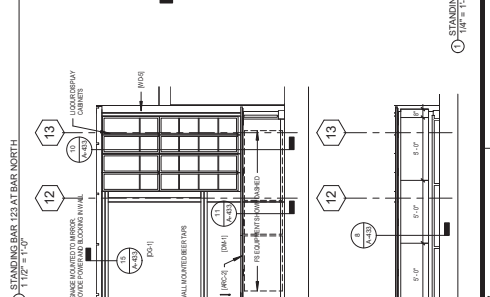
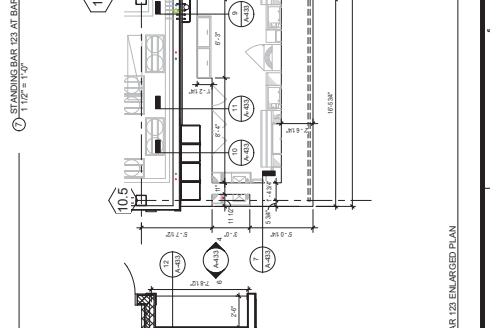
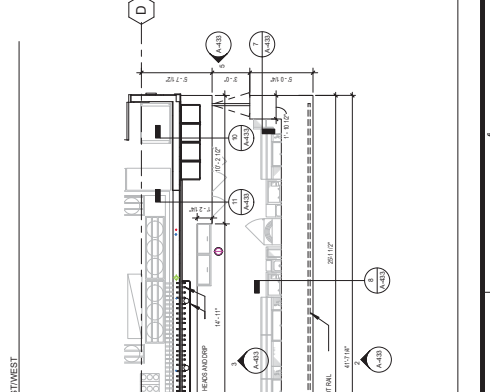
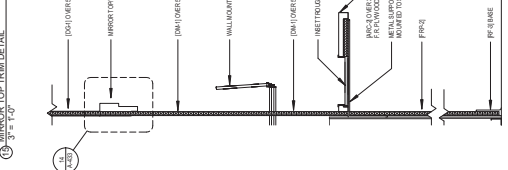
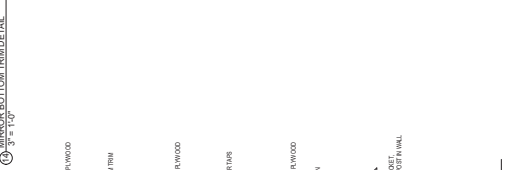
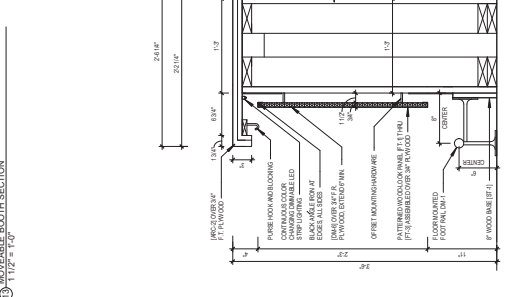
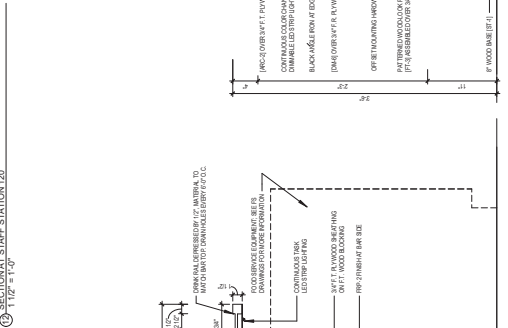
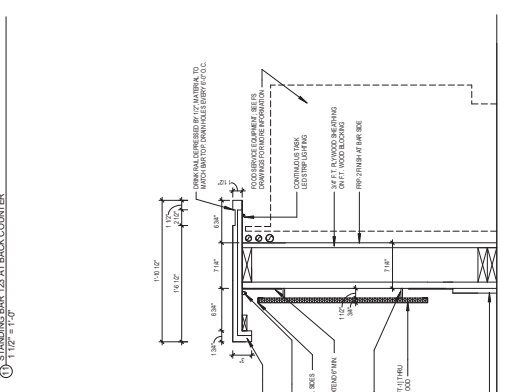
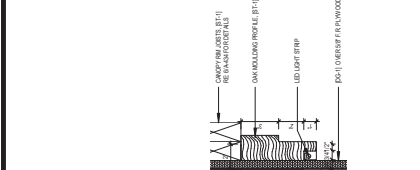
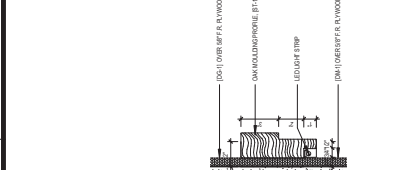
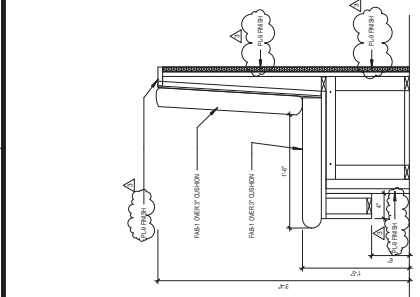
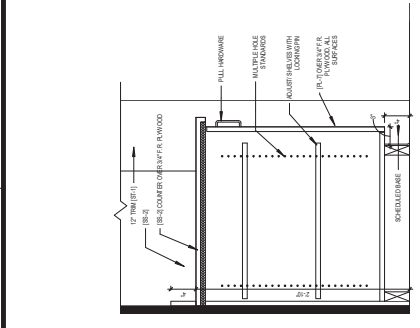
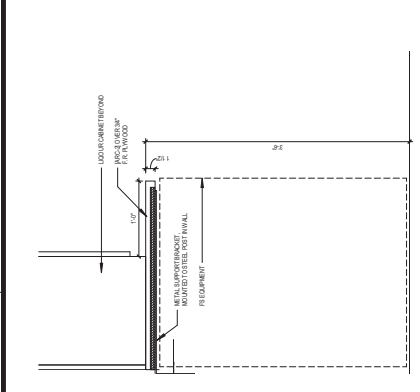
MECHANICAL/ELECTRICAL
 MECHANICAL/ELECTRICAL ENGINEERS
 1000 W. 10th Street, Suite 100
 Denver, CO 80202
 Tel: 303.733.1111
 Fax: 303.733.1112

NO.	DESCRIPTION	DATE
1	ISSUED FOR PERMIT	5/20/11
2	ISSUED FOR PERMIT	5/20/11
3	ISSUED FOR PERMIT	5/20/11
4	ISSUED FOR PERMIT	5/20/11
5	ISSUED FOR PERMIT	5/20/11
6	ISSUED FOR PERMIT	5/20/11
7	ISSUED FOR PERMIT	5/20/11
8	ISSUED FOR PERMIT	5/20/11
9	ISSUED FOR PERMIT	5/20/11
10	ISSUED FOR PERMIT	5/20/11
11	ISSUED FOR PERMIT	5/20/11
12	ISSUED FOR PERMIT	5/20/11
13	ISSUED FOR PERMIT	5/20/11
14	ISSUED FOR PERMIT	5/20/11
15	ISSUED FOR PERMIT	5/20/11
16	ISSUED FOR PERMIT	5/20/11
17	ISSUED FOR PERMIT	5/20/11
18	ISSUED FOR PERMIT	5/20/11
19	ISSUED FOR PERMIT	5/20/11
20	ISSUED FOR PERMIT	5/20/11
21	ISSUED FOR PERMIT	5/20/11
22	ISSUED FOR PERMIT	5/20/11
23	ISSUED FOR PERMIT	5/20/11
24	ISSUED FOR PERMIT	5/20/11
25	ISSUED FOR PERMIT	5/20/11
26	ISSUED FOR PERMIT	5/20/11
27	ISSUED FOR PERMIT	5/20/11
28	ISSUED FOR PERMIT	5/20/11
29	ISSUED FOR PERMIT	5/20/11
30	ISSUED FOR PERMIT	5/20/11
31	ISSUED FOR PERMIT	5/20/11
32	ISSUED FOR PERMIT	5/20/11
33	ISSUED FOR PERMIT	5/20/11
34	ISSUED FOR PERMIT	5/20/11
35	ISSUED FOR PERMIT	5/20/11
36	ISSUED FOR PERMIT	5/20/11
37	ISSUED FOR PERMIT	5/20/11
38	ISSUED FOR PERMIT	5/20/11
39	ISSUED FOR PERMIT	5/20/11
40	ISSUED FOR PERMIT	5/20/11
41	ISSUED FOR PERMIT	5/20/11
42	ISSUED FOR PERMIT	5/20/11
43	ISSUED FOR PERMIT	5/20/11
44	ISSUED FOR PERMIT	5/20/11
45	ISSUED FOR PERMIT	5/20/11
46	ISSUED FOR PERMIT	5/20/11
47	ISSUED FOR PERMIT	5/20/11
48	ISSUED FOR PERMIT	5/20/11
49	ISSUED FOR PERMIT	5/20/11
50	ISSUED FOR PERMIT	5/20/11
51	ISSUED FOR PERMIT	5/20/11
52	ISSUED FOR PERMIT	5/20/11
53	ISSUED FOR PERMIT	5/20/11
54	ISSUED FOR PERMIT	5/20/11
55	ISSUED FOR PERMIT	5/20/11
56	ISSUED FOR PERMIT	5/20/11
57	ISSUED FOR PERMIT	5/20/11
58	ISSUED FOR PERMIT	5/20/11
59	ISSUED FOR PERMIT	5/20/11
60	ISSUED FOR PERMIT	5/20/11
61	ISSUED FOR PERMIT	5/20/11
62	ISSUED FOR PERMIT	5/20/11
63	ISSUED FOR PERMIT	5/20/11
64	ISSUED FOR PERMIT	5/20/11
65	ISSUED FOR PERMIT	5/20/11
66	ISSUED FOR PERMIT	5/20/11
67	ISSUED FOR PERMIT	5/20/11
68	ISSUED FOR PERMIT	5/20/11
69	ISSUED FOR PERMIT	5/20/11
70	ISSUED FOR PERMIT	5/20/11
71	ISSUED FOR PERMIT	5/20/11
72	ISSUED FOR PERMIT	5/20/11
73	ISSUED FOR PERMIT	5/20/11
74	ISSUED FOR PERMIT	5/20/11
75	ISSUED FOR PERMIT	5/20/11
76	ISSUED FOR PERMIT	5/20/11
77	ISSUED FOR PERMIT	5/20/11
78	ISSUED FOR PERMIT	5/20/11
79	ISSUED FOR PERMIT	5/20/11
80	ISSUED FOR PERMIT	5/20/11
81	ISSUED FOR PERMIT	5/20/11
82	ISSUED FOR PERMIT	5/20/11
83	ISSUED FOR PERMIT	5/20/11
84	ISSUED FOR PERMIT	5/20/11
85	ISSUED FOR PERMIT	5/20/11
86	ISSUED FOR PERMIT	5/20/11
87	ISSUED FOR PERMIT	5/20/11
88	ISSUED FOR PERMIT	5/20/11
89	ISSUED FOR PERMIT	5/20/11
90	ISSUED FOR PERMIT	5/20/11
91	ISSUED FOR PERMIT	5/20/11
92	ISSUED FOR PERMIT	5/20/11
93	ISSUED FOR PERMIT	5/20/11
94	ISSUED FOR PERMIT	5/20/11
95	ISSUED FOR PERMIT	5/20/11
96	ISSUED FOR PERMIT	5/20/11
97	ISSUED FOR PERMIT	5/20/11
98	ISSUED FOR PERMIT	5/20/11
99	ISSUED FOR PERMIT	5/20/11
100	ISSUED FOR PERMIT	5/20/11

CONSTRUCTION SET
 ENLARGED STANDING BAR PLANS,
 ELEVATIONS AND DETAILS

A-433
 11/11/11
 GET PLAN
 5/4/11
 5/4/11

AS SHOWN 5/17/2018



120 STANDING BAR 120 ENLARGED PLAN
 1/4" = 1'-0"

120 STANDING BAR 120 ENLARGED PLAN
 1/4" = 1'-0"

120 STANDING BAR 120 ENLARGED PLAN
 1/4" = 1'-0"

120 STANDING BAR 120 ENLARGED PLAN
 1/4" = 1'-0"

NO.	DESCRIPTION	DATE
1	ISSUED FOR PERMITS	05/03/18
2	REVISIONS	05/03/18
3	REVISIONS	05/03/18

CONSTRUCTION SET

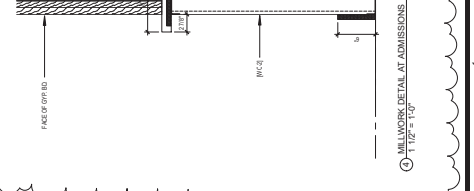
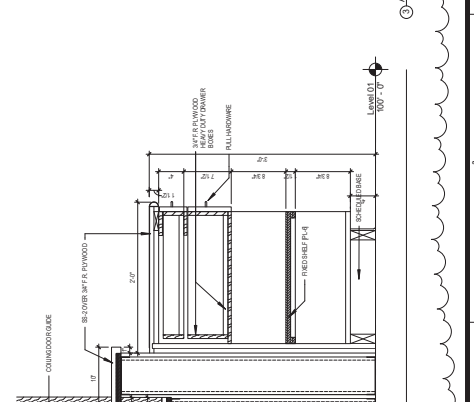
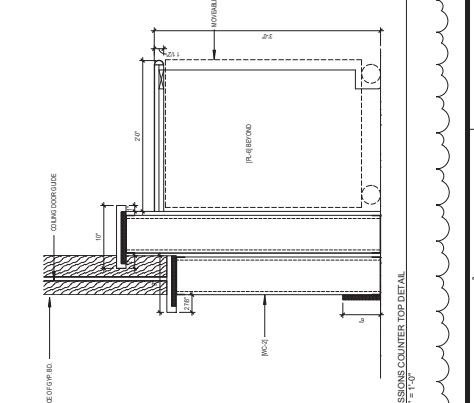
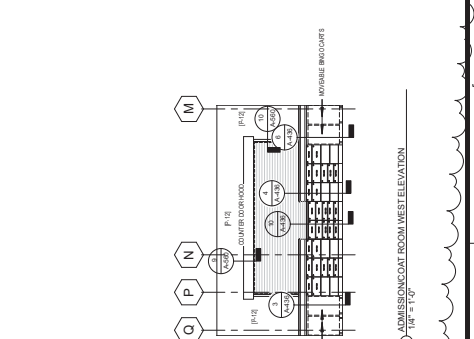
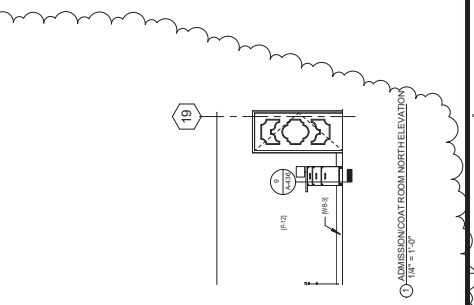
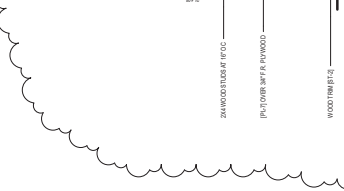
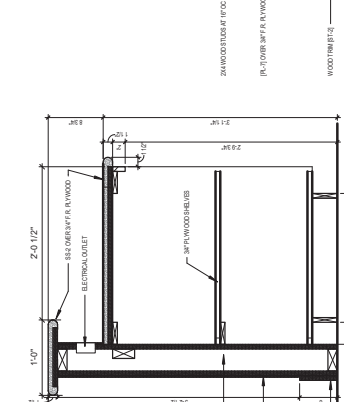
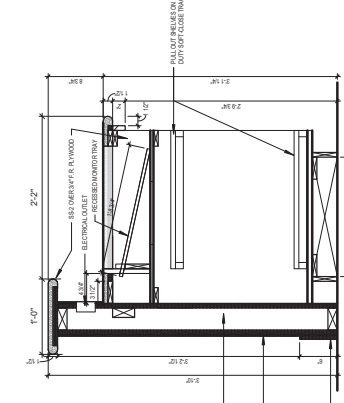
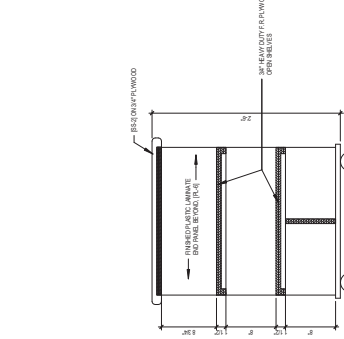
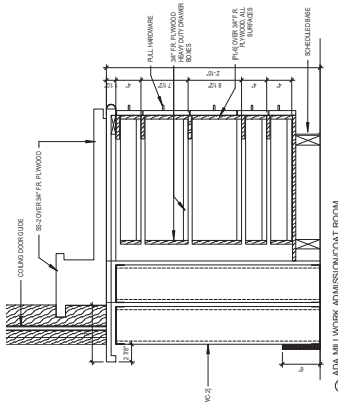
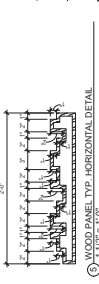
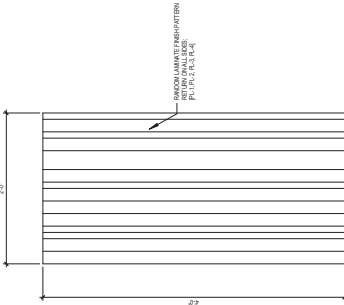
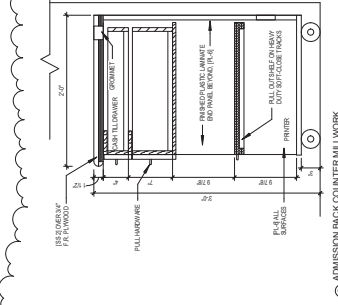
DATE: 05/03/18
 PROJECT: CASINO 4
 SHEET: A-436

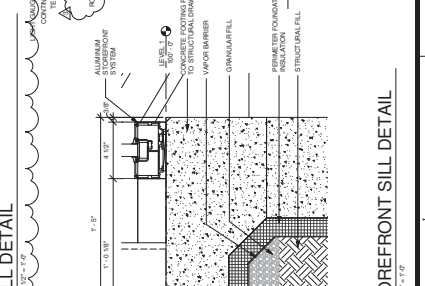
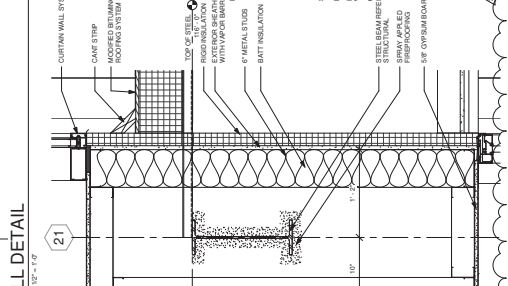
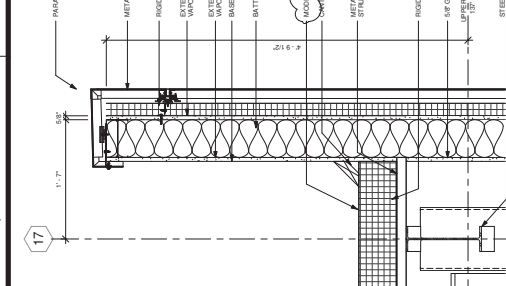
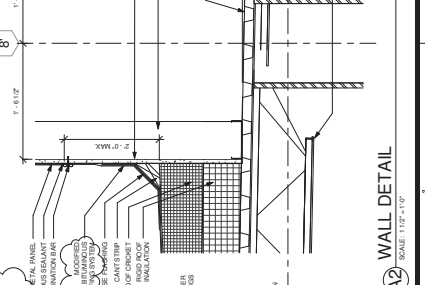
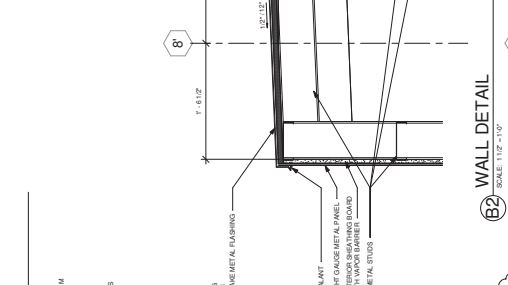
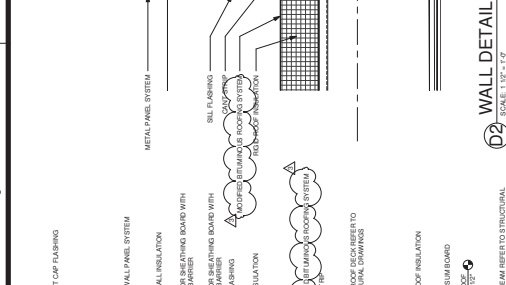
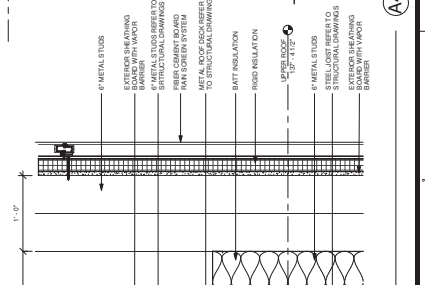
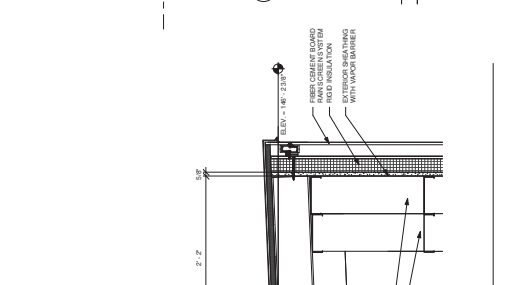
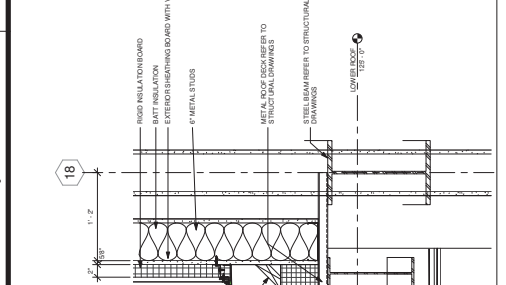
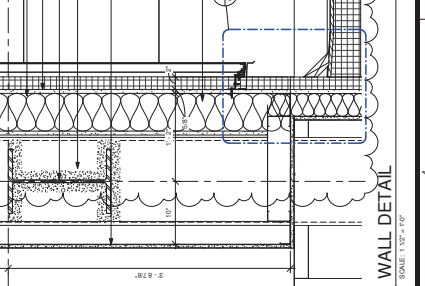
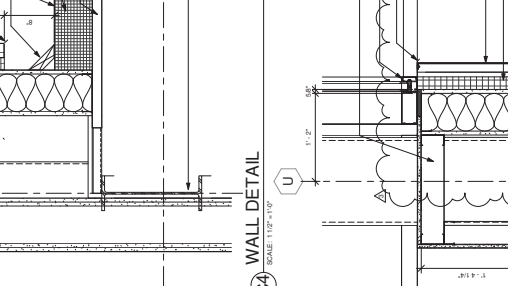
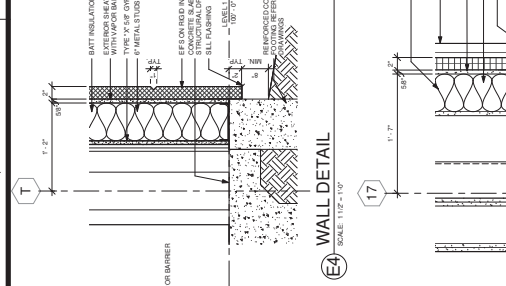
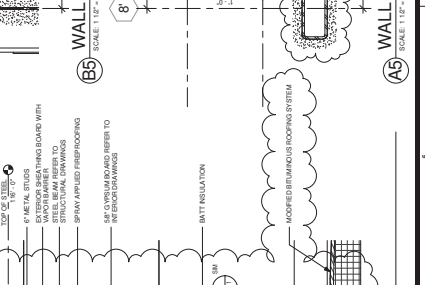
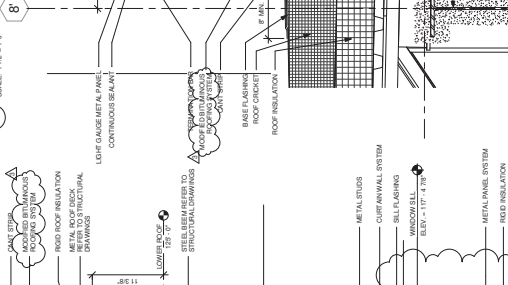
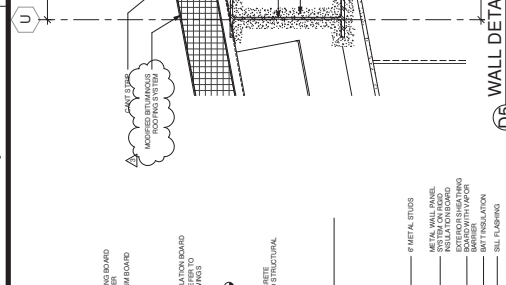
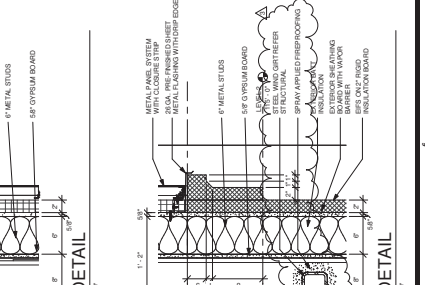
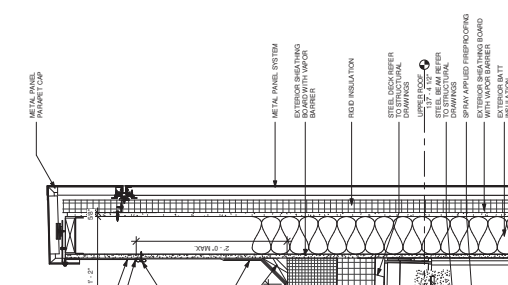
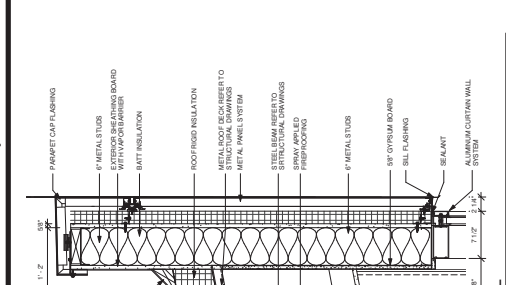
ENLARGED ELEVATIONS AND DETAILS

CONSTRUCTION SET
 DATE: 05/03/18
 PROJECT: CASINO 4
 SHEET: A-436

A-436

SCALE: AS SHOWN





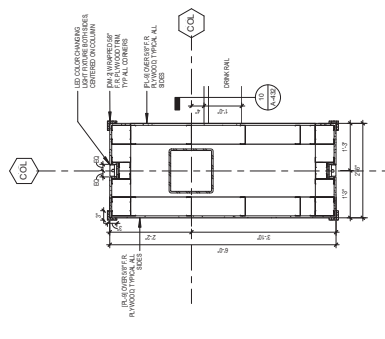
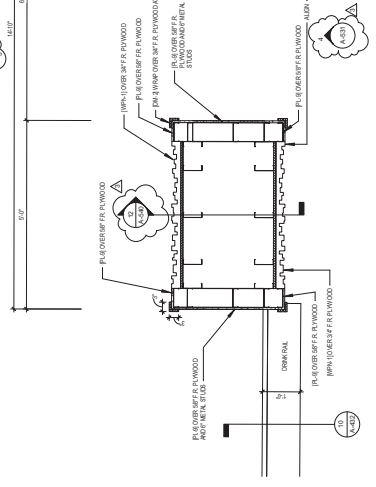
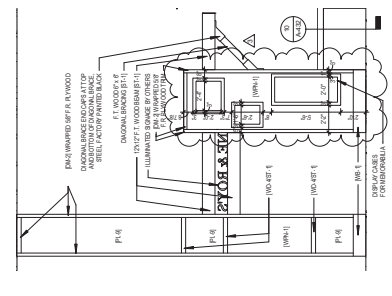
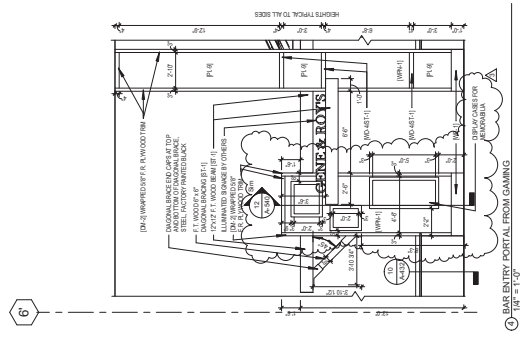
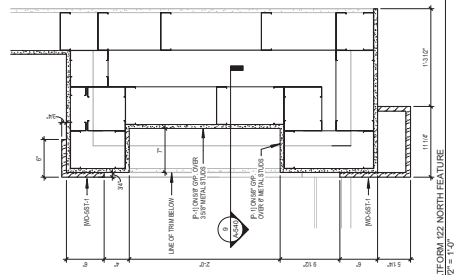
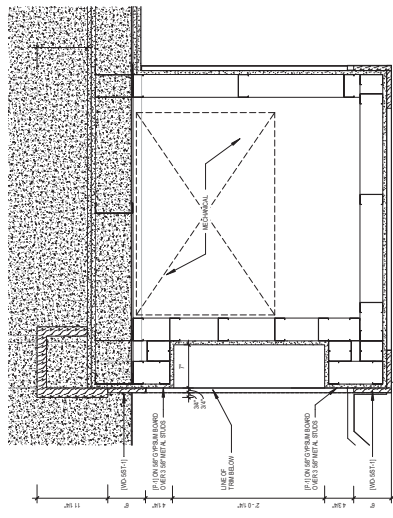
NO.	REVISION
1	ISSUED FOR PERMIT
2	REVISION
3	REVISION
4	REVISION
5	REVISION
6	REVISION
7	REVISION
8	REVISION
9	REVISION
10	REVISION

INTERIOR PLAN DETAILS

CONSTRUCTION SET

PROJECT: CHEROKEE HARD ROCK CASINO 4
DATE: 5/14/24
DRAWN BY: JMK/DAO
CHECKED BY: SGP/DAO
SCALE: AS SHOWN

A-531



5/17/2025 9:32 AM

CONSULTANTS

INTERIOR ARCHITECTURE
2224 PINEWOOD AVENUE
DENVER, CO 80202
PHONE: 303.733.1111
FAX: 303.733.1112

STRUCTURAL ENGINEERING
1000 17TH AVENUE
SUITE 1000
DENVER, CO 80202
PHONE: 303.733.1111
FAX: 303.733.1112

MER ENGINEERING
1000 17TH AVENUE
SUITE 1000
DENVER, CO 80202
PHONE: 303.733.1111
FAX: 303.733.1112

MECHANICAL ENGINEERING
1000 17TH AVENUE
SUITE 1000
DENVER, CO 80202
PHONE: 303.733.1111
FAX: 303.733.1112

ELECTRICAL ENGINEERING
1000 17TH AVENUE
SUITE 1000
DENVER, CO 80202
PHONE: 303.733.1111
FAX: 303.733.1112

PLUMBING ENGINEERING
1000 17TH AVENUE
SUITE 1000
DENVER, CO 80202
PHONE: 303.733.1111
FAX: 303.733.1112

LANDSCAPE ARCHITECTURE
1000 17TH AVENUE
SUITE 1000
DENVER, CO 80202
PHONE: 303.733.1111
FAX: 303.733.1112

GENERAL CONTRACTOR
1000 17TH AVENUE
SUITE 1000
DENVER, CO 80202
PHONE: 303.733.1111
FAX: 303.733.1112

GENERAL CONTRACTOR
1000 17TH AVENUE
SUITE 1000
DENVER, CO 80202
PHONE: 303.733.1111
FAX: 303.733.1112

GENERAL CONTRACTOR
1000 17TH AVENUE
SUITE 1000
DENVER, CO 80202
PHONE: 303.733.1111
FAX: 303.733.1112

GENERAL CONTRACTOR
1000 17TH AVENUE
SUITE 1000
DENVER, CO 80202
PHONE: 303.733.1111
FAX: 303.733.1112

GENERAL CONTRACTOR
1000 17TH AVENUE
SUITE 1000
DENVER, CO 80202
PHONE: 303.733.1111
FAX: 303.733.1112

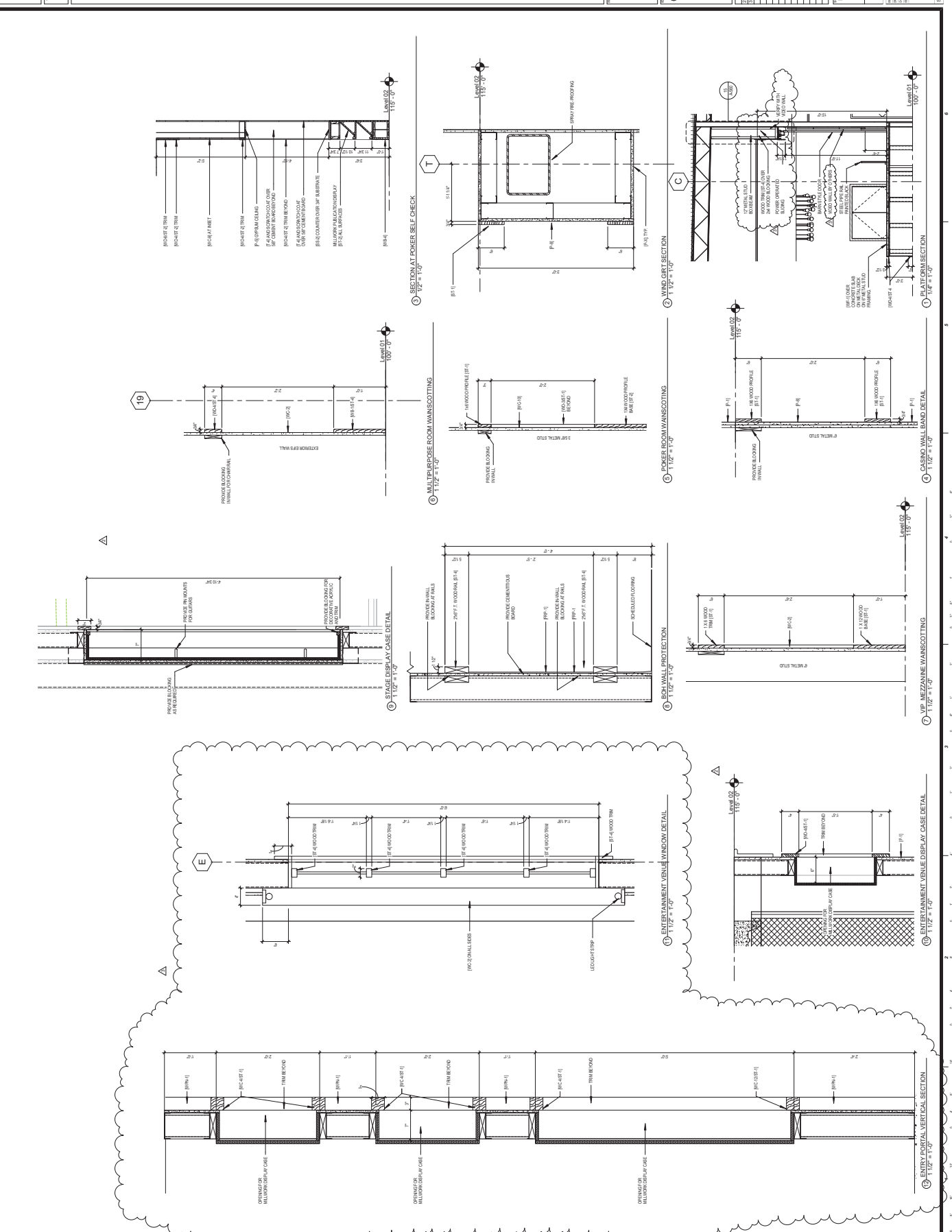
GENERAL CONTRACTOR
1000 17TH AVENUE
SUITE 1000
DENVER, CO 80202
PHONE: 303.733.1111
FAX: 303.733.1112

GENERAL CONTRACTOR
1000 17TH AVENUE
SUITE 1000
DENVER, CO 80202
PHONE: 303.733.1111
FAX: 303.733.1112

GENERAL CONTRACTOR
1000 17TH AVENUE
SUITE 1000
DENVER, CO 80202
PHONE: 303.733.1111
FAX: 303.733.1112

GENERAL CONTRACTOR
1000 17TH AVENUE
SUITE 1000
DENVER, CO 80202
PHONE: 303.733.1111
FAX: 303.733.1112

GENERAL CONTRACTOR
1000 17TH AVENUE
SUITE 1000
DENVER, CO 80202
PHONE: 303.733.1111
FAX: 303.733.1112



1. STAGE DISPLAY CASE DETAIL
2. BOB WALL PROTECTION
3. MULTIPURPOSE ROOM WANSICOTTING
4. POKER ROOM WANSICOTTING
5. WIND GRT SECTION
6. CASINO WALL BAND DETAIL
7. UP. MEZANINE WANSICOTTING
8. ENTERTAINMENT VENUE WINDOW DETAIL
9. ENTERTAINMENT VENUE DISPLAY CASE DETAIL
10. ENTRY PORTAL VERTICAL SECTION