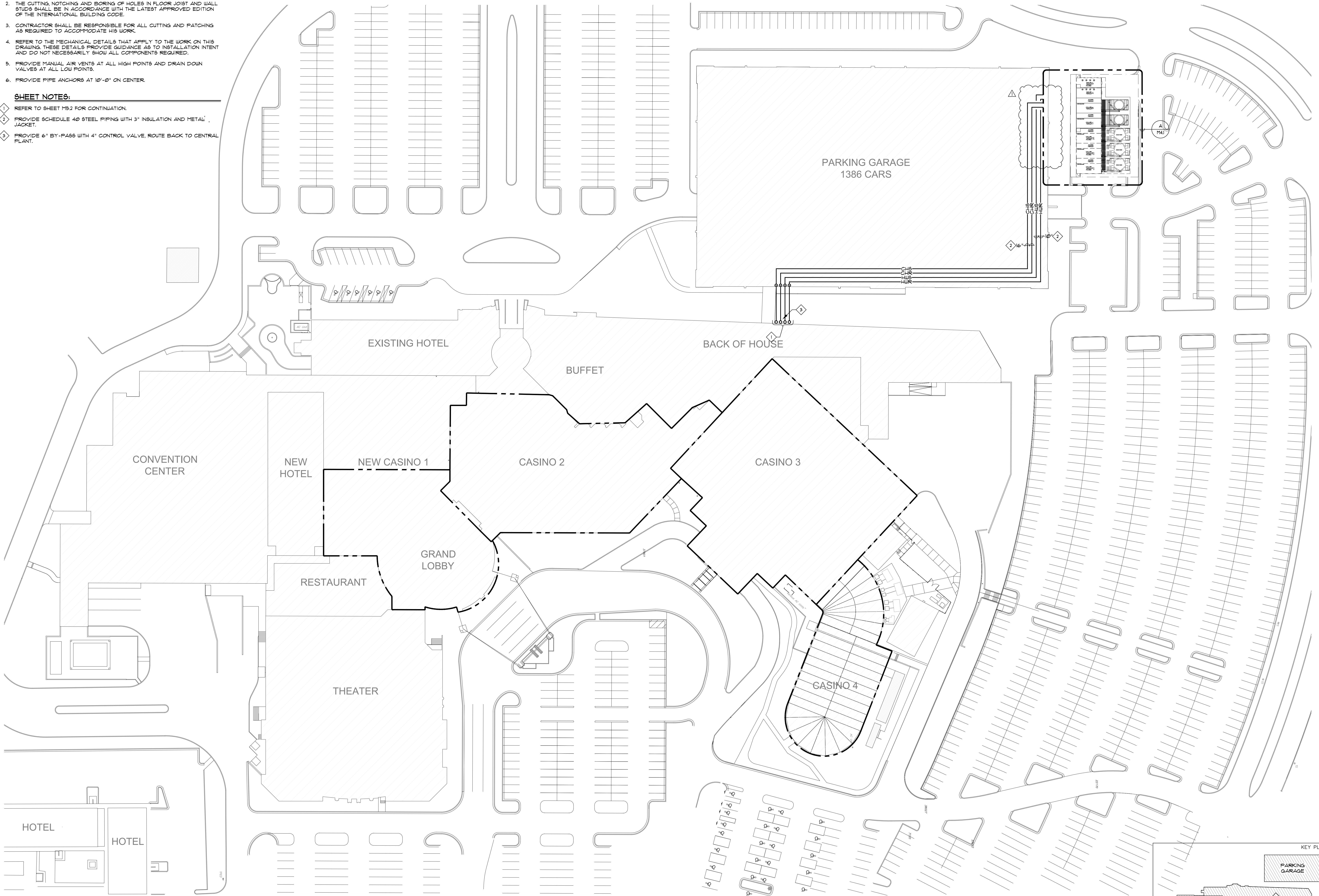


GENERAL NOTES:

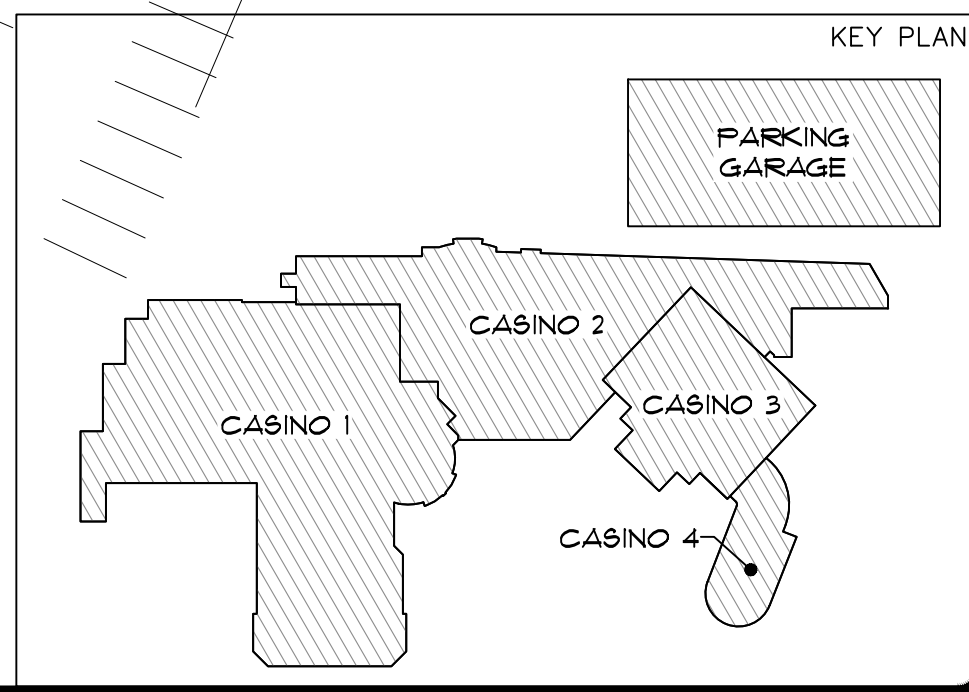
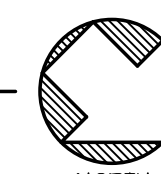
1. THE MECHANICAL CONTRACTOR SHALL COORDINATE LOCATION AND ROUTING OF HVAC EQUIPMENT AND DUCTWORK WITH OTHER TRADES PRIOR TO COMMENCING WORK.
2. THE CUTTING, NOTCHING AND BORING OF HOLES IN FLOOR JOIST AND WALL STUDS SHALL BE IN ACCORDANCE WITH THE LATEST APPROVED EDITION OF THE INTERNATIONAL BUILDING CODE.
3. CONTRACTOR SHALL BE RESPONSIBLE FOR ALL CUTTING AND PATCHING AS REQUIRED TO ACCOMMODATE HIS WORK.
4. REFER TO THE MECHANICAL DETAILS THAT APPLY TO THE WORK ON THIS DRAWING. THESE DETAILS PROVIDE GUIDANCE AS TO INSTALLATION INTENT AND DO NOT NECESSARILY SHOW ALL COMPONENTS REQUIRED.
5. PROVIDE MANUAL AIR VENTS AT ALL HIGH POINTS AND DRAIN DOWN VALVES AT ALL LOW POINTS.
6. PROVIDE PIPE ANCHORS AT 10'-0" ON CENTER.

SHEET NOTES:

- ◆ REFER TO SHEET M&B2 FOR CONTINUATION.
- ◆ PROVIDE SCHEDULE 40 STEEL PIPING WITH 3" INSULATION AND METAL JACKET.
- ◆ PROVIDE 6" BY-PASS WITH 4" CONTROL VALVE, ROUTE BACK TO CENTRAL PLANT.




M&B MECHANICAL SITE PLAN
1" = 40'-0"



REVISIONS	BY
ADDENDUM #1 DATE: 06-21-2010	M&B

M&B 10/02/05

3701 E. Woodland Lane
Suite 100
Lawton, OK 74803
Tel: (781) 896-1100
Fax: (781) 896-1133
Email: m&b@mech.com



PROJECT:
HARD ROCK CASINO
CENTRAL PLANT - IAQ
777 WEST CHEROKEE STREET
CATOOSA, OK 74015

SHEET TITLE:
MECHANICAL SITE PLAN

DRAWN M&B
CHECKED FE
DATE 06-25-2010
SCALE AS NOTED
JOB NO. L10105
SHEET

