# AIA® Document G710™ – 2017

## *Architect's Supplemental Instructions*

**PROJECT:** *(name and address)*
17-13 OSU College of Med. at Hastings
Tahlequah, OK

**CONTRACT INFORMATION:**
Contract For: General Construction
Date: 04-22-19

**ASI INFORMATION:**
ASI Number: 02
Date: 11-18-19

**OWNER:** *(name and address)*
Cherokee Nation Business
777 West Catoosa St
Catoosa, OK 74015

**ARCHITECT:** *(name and address)*
Childers Architect
45 South 4th Street
Fort Smith, AR 72901

**CONTRACTOR:** *(name and address)*
Cooper / Flintco

The Contractor shall carry out the Work in accordance with the following supplemental instructions without change in Contract Sum or Contract Time. Proceeding with the Work in accordance with these instructions indicates your acknowledgment that there will be no change in the Contract Sum or Contract Time.
*(Insert a detailed description of the Architect's supplemental instructions and, if applicable, attach or reference specific exhibits.)*

See attached narrative for description of changes.

**ISSUED BY THE ARCHITECT:**

Childers Architect
**ARCHITECT** *(Firm name)*

**SIGNATURE**

Blake Mahar
**PRINTED NAME AND TITLE**

11-18-19
**DATE**

**AIA Document G710™ – 2017.** Copyright © 1979, 1992 and 2017 by The American Institute of Architects. **All rights reserved.** WARNING: This AIA® Document is protected by U.S. Copyright Law and International Treaties. Unauthorized reproduction or distribution of this AIA® Document, or any portion of it, may result in severe civil and criminal penalties, and will be prosecuted to the maximum extent possible under the law. This document was produced by AIA software at 12:16:58 ET on 11/18/2019 under Order No. 8222682963 which expires on 11/26/2020, and is not for resale.
**User Notes:** (3B9ADA5A)

HP ENGINEERING

5214 W. Village Parkway, Suite 120, Rogers, AR 72758 | 479-899-6370

# NARRATIVE LETTER

**TO:** MATHEW - CHILDERS

**FROM:** JARRED– HP ENGINEERING, INC.

**DATE:** 11/15/2019

**PROJECT:** OSU CENTER FOR HEALTH SCIENCES

## ELECTRICAL DESIGN ITEMS

1. E1.04
    a. Added electrical circuit L1B-152 for access control on door 1039.
2. E1.05
    a. Added junction box and circuit L1A- 102 for Motorized Shades in LH-1.
3. E1.08
    a. Added junction box and circuit L2B-162 for Motorized Shades in Clinical Skills.
4. E1.15
    a. Added electrical circuit and hub location for access control on door 3000.
5. E1.37
    a. Revised low voltage schedule to include part numbers for WAP's, Cameras, and Card Readers.
6. E1.38
    a. Added card reader location for door 1039.
7. E1.43
    a. Added card reader location for door 3000.
8. E2.01
    a. Revised lighting fixture schedule to accommodate changes made in lighting submittal.

**END OF RESPONSES**

# INDEX OF DRAWINGS - OVERALL

Issue columns (each table): 01-25-19 - BID PACKAGE 01; 02-08-19 - BID PACKAGE 02; 02-22-19 - SCHEMATIC DESIGN; 03-20-19 - BID PACKAGE 03; 04-16-19 - BID PACKAGE 01 - ASI 01; 04-16-19 - BID PACKAGE 02 - ASI 01; 04-19-19 - DESIGN DEVELOPMENT; 04-22-19 - BID PACKAGE 03 - ASI 01; 04-30-19 - BID PACKAGE 01 - ASI 02; 05-10-19 - BID PACKAGE 04; 05-24-19 - BID PACKAGE 02 - ASI 02; 05-24-19 - BID PACKAGE 03 - ASI 02; 05-24-19 - BID PACKAGE 04 - ASI 01; 06-14-19 - 65% CONSTRUCTION DOCUMENTS; 06-17-19 - BID PACKAGE 04 - ASI 02; 07-12-19 - BID PACKAGE 03 - ASI 03; 07-22-19 - BID PACKAGE 04 - ASI 03; 07-26-19 - 95% CONSTRUCTION DOCUMENTS; 07-29-19 - BID PACKAGE 04 - ASI 04; 08-08-19 - BID PACKAGE 03 - ASI 04; 08-08-19 - BID PACKAGE 04 - ASI 05; 08-23-19 - CONSTRUCTION DOCUMENTS; 08-29-19 - BID PACKAGE 03 - ASI 05; 08-29-19 - BID PACKAGE 04 - ASI 06; 09-09-19 - ADDENDUM 01; 09-16-19 - ADDENDUM 02; 09-18-19 - ADDENDUM 03; 09-20-19 - BID PACKAGE 04 - ASI 07; 09-20-19 - ADDENDUM 04; 10-04-19 - BID PACKAGE 03 - ASI 06; 10-04-19 - BID PACKAGE 04 - ASI 08; 10-24-19 - ASI 01; 11-15-19 - ASI 02

| SHEET NUMBER | SHEET NAME |
|---|---|
| GENERAL | |
| G0.00 | COVER SHEET |
| G0.000 | OVERALL SHEET INDEX |
| G0.01 | COVER / INDEX |
| G0.02 | COVER / INDEX |
| G0.03 | COVER / INDEX |
| G0.04 | COVER / INDEX |
| CIVIL | |
| C0-001 | CIVIL TITLE SHEET |
| C1-101 | EXISTING CONDITIONS AND SURVEY CONTROL |
| C3-101 | SITE PLAN |
| C3-501 | SITE DETAILS |
| C3-502 | CONCRETE JOINT DETAILS |
| C3-503 | CONCRETE JOINT LAYOUT DETAILS |
| C3-504 | SITE FENCING DETAILS |
| C4-101 | UTILITY PLAN |
| C5-101 | GRADING PLAN |
| C5-102 | GRADING PLAN |
| C5-103 | EARTHWORK VOLUMES STUDY |
| C5-104 | GRADING PLAN |
| C5-105 | GRADING PLAN |
| C5-701 | EROSION CONTROL PLAN |
| C5-702 | EROSION CONTROL DETAILS AND NOTES |
| C6-201 | STORM SEWER PLAN AND PROFILE |
| C6-202 | STORM SEWER PLAN AND PROFILE |
| C6-203 | STORM SEWER PLAN AND PROFILE |
| C6-204 | FOOTER DRAIN PLAN AND PROFILE |
| C6-205 | FOOTER DRAIN PLAN AND PROFILE |
| C6-501 | STORM SEWER DETAILS |
| C6-502 | STORM SEWER DETAILS |
| C6-503 | STORM SEWER DETAILS |
| C6-504 | STORM SEWER DETAILS |
| C6-505 | STORM SEWER DETAILS |
| C6-801 | EXISTING HYDROLOGY |
| C6-802 | PROPOSED HYDROLOGY |
| C7-001 | WATER TITLE SHEET |
| C7-201 | WATER PLAN AND PROFILE |
| C7-202 | WATER PLAN AND PROFILE |
| C7-203 | WATER PLAN AND PROFILE |
| C7-501 | WATER DETAILS |
| C8-201 | SEWER PLAN AND PROFILE |
| C8-501 | LIFT STATION DETAILS |
| C24-101 | DEMOLITION PLAN |
| ARCHITECTURAL | |
| API | PROJECT INFORMATION |
| ALS.000 | LIFE SAFETY CODE COMPLIANCE INFORMATION |
| ALS.100 | LIFE SAFETYPLAN - BASEMENT |
| ALS.110 | LIFE SAFETYPLAN - LEVEL 1 |
| ALS.120 | LIFE SAFETYPLAN - LEVEL 2 |
| ALS.130 | LIFE SAFETYPLAN - LEVEL 3 |
| AS.01 | SITE PLAN / DETAILS |
| A1.00 | OVERALL FLOOR PLANS |
| A1.01 | OVERALL FLOOR PLANS |
| A1.02A | FLOOR PLAN BASEMENT LEVEL SECTOR 02 SHELL |
| A1.02B | FLOOR PLAN BASEMENT LEVEL SECTOR 02 |
| A1.11A | FLOOR PLAN LEVEL 01 SECTOR 01 SHELL |
| A1.11B | FLOOR PLAN LEVEL 01 SECTOR 01 |
| A1.12A | FLOOR PLAN LEVEL 01 SECTOR 02 SHELL |
| A1.12B | FLOOR PLAN LEVEL 01 SECTOR 02 |
| A1.21A | FLOOR PLAN LEVEL 02 SECTOR 01 SHELL |
| A1.21B | FLOOR PLAN LEVEL 02 SECTOR 01 |
| A1.22A | FLOOR PLAN LEVEL 02 SECTOR 02 SHELL |
| A1.22B | FLOOR PLAN LEVEL 02 SECTOR 02 |
| A1.31A | FLOOR PLAN LEVEL 03 SECTOR 01 SHELL |
| A1.31B | FLOOR PLAN LEVEL 03 SECTOR 01 |
| A1.32A | FLOOR PLAN LEVEL 03 SECTOR 02 SHELL |
| A1.32B | FLOOR PLAN LEVEL 03 SECTOR 02 |
| A1.40 | ROOF PLANS |
| A1.41 | ROOF DETAILS |
| A1.51 | ENLARGED PLANS & ELEVATIONS - SIMULATION SUITE |
| A1.52 | ENLARGED PLANS & ELEVATIONS - SIMULATION SUITE |
| A1.60 | ENLARGED TOILET PLANS |
| A1.61 | TOILET ELEVATIONS |
| A1.62 | TOILET ELEVATIONS |
| A1.63 | TOILET ELEVATIONS |
| A1.64 | STANDARD TOILET LAYOUT / ACCESSORIES |
| A1.65 | SHOWER DETAILS |
| A2.00 | PARTITION TYPES |
| A2.01 | PARTITION FRAMING / HEAD DETAILS |
| A2.02 | METAL FABRICATIONS |
| A3.01 | EXTERIOR ELEVATIONS |
| A3.02 | EXTERIOR ELEVATIONS |
| A3.03 | EXTERIOR ELEVATIONS |
| A4.01 | WALL SECTIONS |
| A4.02 | WALL SECTIONS |
| A4.03 | WALL SECTIONS |
| A4.04 | WALL SECTIONS |
| A4.05 | WALL SECTIONS |
| A4.06 | WALL SECTIONS |
| A5.01 | WALL SECTION DETAILS |
| A5.02 | WALL SECTION DETAILS |
| A5.03 | WALL SECTION DETAILS |
| A5.04 | WALL SECTION DETAILS |
| A5.05 | WALL SECTION DETAILS |
| A5.06 | WALL SECTION DETAILS |
| A5.07 | WALL SECTION DETAILS |
| A6.00 | DOOR SCHEDULE / INFORMATION |
| A6.01 | HOLLOW METAL FRAME / INTERIOR STOREFRONT ELEVATIONS |
| A7.11 | INTERIOR ELEVATIONS - GROSS ANATOMY |
| A7.12 | INTERIOR ELEVATIONS - NEUROANATOMY |
| A7.13 | INTERIOR ELEVATIONS - OMM |
| A7.14 | INTERIOR ELEVATIONS - LECTURE HALL 1&2 |
| A7.15 | INTERIOR ELEVATIONS - LECTURE HALL 2 & LEARNING LAB 1 |
| A7.16 | INTERIOR ELEVATIONS - LEARNING LABS & GROUP STUDY RMS |
| A7.17 | INTERIOR ELEVATIONS - CLINICAL SKILLS |
| A7.18 | INTERIOR ELEVATIONS - CLINICAL EXAM |
| A7.19 | INTERIOR ELEVATIONS - CE PREBRIEF, DEBRIEF, & STUDENT SPACES |
| A7.20 | INTERIOR ELEVATIONS - LEVEL 3 CONFERENCE RMS |
| A7.21 | INTERIOR ELEVATIONS & DETAILS - LOBBY |
| A7.30 | MILLWORK PLANS AND ELEVATIONS |
| A7.31 | MILLWORK ELEVATIONS |
| A7.32 | MILLWORK DETAILS |
| A7.33 | MILLWORK SECTIONS |
| A7.40 | INTERIOR DETAILS |
| A7.51 | LOBBY STAIR / BALCONY DETAIL |
| A7.52 | L1 CORR W STAIR / RAMP DETAILS |
| A7.53 | NORTH STAIR PLANS AND SECTION |
| A7.54 | SOUTH STAIR PLANS AND SECTION |
| A7.55 | STEEL STAIR SECTIONS AND DETAILS |
| A8.00 | INTERIOR FINISH SCHEDULE & LEGEND |
| A8.01 | WALL PROTECTION, TRANSITIONS & THRESHOLDS |
| A8.02 | FINISH PLAN BASEMENT LEVEL SECTOR 02 |
| A8.11 | FINISH PLAN LEVEL 01 SECTOR 01 |
| A8.12 | FINISH PLAN LEVEL 01 SECTOR 02 |
| A8.21 | FINISH PLAN LEVEL 02 SECTOR 01 |
| A8.22 | FINISH PLAN LEVEL 02 SECTOR 02 |
| A8.31 | FINISH PLAN LEVEL 03 SECTOR 01 |
| A8.32 | FINISH PLAN LEVEL 03 SECTOR 02 |
| A9.02 | CEILING PLAN BASEMENT LEVEL SECTOR 02 |
| A9.11 | CEILING PLAN LEVEL 01 SECTOR 01 |
| A9.12 | CEILING PLAN LEVEL 01 SECTOR 02 |
| A9.21 | CEILING PLAN LEVEL 02 SECTOR 01 |
| A9.22 | CEILING PLAN LEVEL 02 SECTOR 02 |
| A9.31 | CEILING PLAN LEVEL 03 SECTOR 01 |
| A9.32 | CEILING PLAN LEVEL 03 SECTOR 02 |
| A9.40 | CEILING DETAILS |
| A10.00 | SIGNAGE SCHEDULE & ELEVATIONS |
| A10.02 | SIGNAGE PLAN - BASEMENT |
| A10.11 | SIGNAGE PLAN - LEVEL 01 SECTOR 01 |
| A10.12 | SIGNAGE PLAN - LEVEL 01 SECTOR 02 |
| A10.21 | SIGNAGE PLAN - LEVEL 02 SECTOR 01 |
| A10.22 | SIGNAGE PLAN - LEVEL 02 SECTOR 02 |
| A10.31 | SIGNAGE PLAN - LEVEL 03 SECTOR 01 |
| A10.32 | SIGNAGE PLAN - LEVEL 03 SECTOR 02 |
| A11.00 | ARTWORK MATRIX |
| A11.01 | ARTWORK PLAN - BASEMENT |
| A11.11 | ARTWORK PLAN - LEVEL 01 SECTOR 01 |
| A11.12 | ARTWORK PLAN - LEVEL 01 SECTOR 02 |
| A11.21 | ARTWORK PLAN - LEVEL 02 SECTOR 01 |
| A11.22 | ARTWORK PLAN - LEVEL 02 SECTOR 02 |
| A11.31 | ARTWORK PLAN - LEVEL 03 SECTOR 01 |
| A11.32 | ARTWORK PLAN - LEVEL 03 SECTOR 02 |

# INDEX OF DRAWINGS - OVERALL

| SHEET NUMBER | SHEET NAME |
|---|---|
| STRUCTURAL | |
| S0.01 | ABBREVIATIONS AND LEGEND |
| S0.02 | GENERAL STRUCTURAL NOTES |
| S0.03 | GENERAL STRUCTURAL NOTES AND SPECIAL INSPECTION TABLES |
| S1.02 | BASEMENT FOUNDATION PLAN - SECTOR 2 |
| S1.10 | FIRST FLOOR FRAMING PLAN - OVERALL PLAN |
| S1.11 | FIRST FLOOR FOUNDATION AND FRAMING PLAN - SECTOR 1 |
| S1.12 | FIRST FLOOR FRAMING PLAN - SECTOR 2 |
| S1.13 | FIRST FLOOR SLAB REINFORCEMENT PLAN - SECTOR 2 |
| S1.20 | SECOND FLOOR FRAMING PLAN - OVERALL PLAN |
| S1.21 | SECOND FLOOR FRAMING PLAN - SECTOR 1 |
| S1.22 | SECOND FLOOR FRAMING PLAN - SECTOR 2 |
| S1.30 | THIRD FLOOR FRAMING PLAN - OVERALL PLAN |
| S1.31 | THIRD FLOOR FRAMING PLAN - SECTOR 1 |
| S1.32 | THIRD FLOOR FRAMING PLAN - SECTOR 2 |
| S1.40 | ROOF FRAMING PLAN -OVERALL PLAN |
| S1.41 | ROOF FRAMING PLAN - SECTOR 1 |
| S1.42 | ROOF FRAMING PLAN - SECTOR 2 |
| S1.50 | HIGH ROOF FRAMING PLAN - OVERALL PLAN |
| S1.51 | HIGH ROOF FRAMING PLAN - SECTOR 1 |
| S1.52 | HIGH ROOF FRAMING PLAN - SECTOR 2 |
| S2.01 | MOMENT FRAME ELEVATIONS |
| S2.02 | MOMENT FRAME AND BRACED FRAME ELEVATIONS |
| S2.03 | FOUNDATION PILASTER ELEVATIONS |
| S3.01 | BUILDING SECTIONS |
| S3.02 | BUILDING SECTIONS |
| S3.11 | FOUNDATION SECTIONS |
| S3.12 | FOUNDATION SECTIONS |
| S3.21 | FRAMING SECTIONS |
| S3.22 | FRAMING SECTIONS |
| S3.23 | FRAMING SECTIONS |
| S4.01 | ENLARGED STAIR PLANS |
| S4.02 | ENLARGED PLANS |
| S5.11 | CONCRETE DETAILS |
| S5.51 | STEEL DETAILS |
| S5.52 | STEEL DETAILS |
| S5.53 | STEEL DETAILS |
| S5.54 | STEEL DETAILS |
| S5.61 | TYPICAL VERTICAL CIRCULATION FOUNDATION DETAILS |
| S5.62 | TYPICAL VERTICAL CIRCULATION FRAMING DETAILS |
| S6.01 | SCHEDULES |
| S7.11 | TYPICAL CONCRETE DETAILS |
| S7.31 | TYPICAL COLD-FORMED DETAILS |
| S7.41 | TYPICAL STEEL DETAILS |
| S8.01 | SIDEPLATE GENERAL NOTES AND CONSTRUCTION GUIDELINES |
| S8.02 | SIDEPLATE COLUMN DETAILS, A TYPE NO PLATE D |
| S8.03 | SIDEPLATE COLUMN DETAILS, B TYPE NO PLATE D |
| S8.04 | SIDEPLATE COLUMN DETAILS, A TYPE |
| S8.05 | SIDEPLATE BEAM DETAILS |
| S8.06 | SIDEPLATE BEAM DETAILS, NARROW |
| S8.07 | SIDEPLATE FIELD ERECTION DETAILS |
| S8.08 | SIDEPLATE MISC DETAILS AND COORDINATION ITEMS |
| PLUMBING | |
| P0.00 | PLUMBING DETAILS, LEGNEDS, NOTES AND SCHEDULES |
| P0.01 | UNDERGROUND PLUMBING NOTES |
| P0.02 | UNDERGROUND FOOTING COORDINATION |
| P0.03 | UNDERGROUND BASEMENT PLUMBING PLAN |
| P0.04 | UNDERGROUND PLUMBING VENT/DRAIN ISOMETRIC BASEMENT |
| P0.05 | UNDERGROUND LEVEL 01 - OVERALL PLAN |
| P0.06 | UNDERGROUND LEVEL 01 PLUMBING PLAN |
| P0.07 | UNDERGROUND PLUMBING VENT/DRAIN ISOMETRIC LEVEL 01 |
| P1.00 | PLUMBING LEGENDS, NOTES AND SCHEDULES |
| P1.01 | PLUMBING DETAILS |
| P2.00 | PLUMBING DRAIN PLAN - BASEMENT LEVEL |
| P2.01 | PLUMBING DRAIN/VENT ISOMETRIC BASEMENT LEVEL |
| P2.10 | OVERALL DRAIN PLAN - LEVEL 1 |
| P2.11 | PLUMBING DRAIN PLAN - LEVEL 01 SECTOR 01 |
| P2.12 | PLUMBING DRAIN PLAN - LEVEL 01 SECTOR 02 |
| P2.13 | PLUMBING DRAIN/VENT ISOMETRIC LEVEL 01 |
| P2.20 | OVERALL DRAIN PLAN - LEVEL 02 |
| P2.21 | PLUMBING DRAIN PLAN - LEVEL 02 SECTOR 01 |
| P2.22 | PLUMBING DRAIN PLAN - LEVEL 02 SECTOR 02 |
| P2.23 | PLUMBING DRAIN/VENT ISOMETRIC LEVEL 02 |
| P2.30 | OVERALL DRAIN PLAN - LEVEL 03 |
| P2.31 | PLUMBING DRAIN PLAN - LEVEL 03 SECTOR 01 |
| P2.32 | PLUMBING DRAIN PLAN - LEVEL 03 SECTOR 02 |
| P2.33 | PLUMBING DRAIN/VENT ISOMETRICA LEVEL 03 |
| P3.00 | PLUMBING SUPPLY PLAN - BASEMENT LEVEL |
| P3.10 | OVERALL SUPPLY PLAN - LEVEL 01 |
| P3.11 | PLUMBING SUPPLY PLAN - LEVEL 01 SECTOR 01 |
| P3.12 | PLUMBING SUPPLY PLAN - LEVEL 01 SECTOR 02 |
| P3.20 | OVERALL SUPPLY PLAN - LEVEL 02 |
| P3.21 | PLUMBING SUPPLY PLAN - LEVEL 02 SECTOR 01 |
| P3.22 | PLUMBING SUPPLY PLAN - LEVEL 02 SECTOR 02 |
| P3.30 | OVERALL SUPPLY PLAN - LEVEL 03 |
| P3.31 | PLUMBING SUPPLY PLAN - LEVEL 03 SECTOR 01 |
| P3.32 | PLUMBING SUPPLY PLAN - LEVEL 03 SECTOR 02 |
| P3.40 | PLUMBING ROOF PLAN |
| MECHANICAL | |
| M0.00 | UNDERGROUND MECHANICAL PLAN |
| M0.01 | UNDERGROUND MECHANICAL NOTES |
| M1.00 | MECHANICAL SCHEDULES AND NOTES |
| M1.01 | MECHANICAL SCHEDULES |
| M1.02 | MECHANICAL SCHEDULES |
| M1.03 | MECHANICAL LEGEND AND DETAILS |
| M2.00 | OVERALL MECHANICAL PLAN BASEMENT LEVEL SECTOR 02 |
| M2.01 | OVERALL MECHANICAL PLAN LEVEL 01 |
| M2.02 | ENLARGED MECHANICAL PLAN LEVEL 01 SECTOR 01 |
| M2.03 | ENLARGED MECHANICAL PLAN LEVEL 01 SECTOR 01 |
| M2.04 | ENLARGED MECHANICAL PLAN LEVEL 01 SECTOR 02 |
| M2.05 | ENLARGED MECHANICAL PLAN LEVEL 01 SECTOR 02 |
| M2.06 | OVERALL MECHANICAL PLAN LEVEL 02 |
| M2.07 | ENLARGED MECHANICAL PLAN LEVEL 02 SECTOR 01 |
| M2.08 | ENLARGED MECHANICAL PLAN LEVEL 02 SECTOR 01 |
| M2.09 | ENLARGED MECHANICAL PLAN LEVEL 02 SECTOR 02 |
| M2.10 | ENLARGED MECHANICAL PLAN LEVEL 02 SECTOR 02 |
| M2.11 | OVERALL MECHANICAL PLAN LEVEL 03 |
| M2.12 | ENLARGED MECHANICAL PLAN LEVEL 03 SECTOR 01 |
| M2.13 | ENLARGED MECHANICAL PLAN LEVEL 03 SECTOR 01 |
| M2.14 | ENLARGED MECHANICAL PLAN LEVEL 03 SECTOR 02 |
| M2.15 | ENLARGED MECHANICAL PLAN LEVEL 03 SECTOR 02 |
| M2.16 | OVERALL MECHANICAL ROOF PLAN |
| M3.00 | OVERALL MECHANICAL REFLECTED CEILING PLAN BASEMENT LEVEL SECTOR 02 |
| M3.01 | OVERALL MECHANICAL REFLECTED CEILING PLAN LEVEL 01 |
| M3.02 | ENLARGED MECHANICAL REFLECTED CEILING PLAN LEVEL 01 SECTOR 01 |
| M3.03 | ENLARGED MECHANICAL REFLECTED CEILING PLAN LEVEL 01 SECTOR 01 |
| M3.04 | ENLARGED MECHANICAL REFLECTED CEILING PLAN LEVEL 01 SECTOR 02 |
| M3.05 | ENLARGED MECHANICAL REFLECTED CEILING PLAN LEVEL 01 SECTOR 02 |
| M3.06 | OVERALL MECHANICAL REFLECTED CEILING PLAN LEVEL 02 |
| M3.07 | ENLARGED MECHANICAL REFLECTED CEILING PLAN LEVEL 02 SECTOR 01 |
| M3.08 | ENLARGED MECHANICAL REFLECTED CEILING PLAN LEVEL 02 SECTOR 01 |
| M3.09 | ENLARGED MECHANICAL REFLECTED CEILING PLAN LEVEL 02 SECTOR 02 |
| M3.10 | ENLARGED MECHANICAL REFLECTED CEILING PLAN LEVEL 02 SECTOR 02 |
| M3.11 | OVERALL MECHANICAL REFLECTED CEILING PLAN LEVEL 03 |
| M3.12 | ENLARGED MECHANICAL REFLECTED CEILING PLAN LEVEL 03 SECTOR 01 |
| M3.13 | ENLARGED MECHANICAL REFLECTED CEILING PLAN LEVEL 03 SECTOR 01 |
| M3.14 | ENLARGED MECHANICAL REFLECTED CEILING PLAN LEVEL 03 SECTOR 02 |
| M3.15 | ENLARGED MECHANICAL REFLECTED CEILING PLAN LEVEL 03 SECTOR 02 |
| M4.00 | IT ROOM MECHANICAL PLAN |
| M5.00 | MECHANICAL AXONOMETRIC PLAN BASEMENT |
| M5.01 | MECHANICAL AXONOMETRIC PLAN LEVEL 01 |
| M5.02 | MECHANICAL AXONOMETRIC PLAN LEVEL 02 |
| M5.03 | MECHANICAL AXONOMETRIC PLAN LEVEL 03 |
| M6.00 | MECHANICAL ZONING PLAN BASEMENT LEVEL |
| M6.01 | MECHANICAL ZONING PLAN LEVEL 01 |
| M6.02 | MECHANICAL ZONING PLAN LEVEL 02 |
| M6.03 | MECHANICAL ZONING PLAN LEVEL 03 |
| M7.00 | MECHANICAL PIPING PLAN BASEMENT LEVEL |
| M7.01 | MECHANICAL PIPING PLAN LEVEL 01 |
| M7.02 | MECHANICAL PIPING PLAN LEVEL 02 |
| M7.03 | MECHANICAL PIPING PLAN LEVEL 03 |
| M7.04 | MECHANICAL PIPING PLAN ROOF |
| M8.00 | MECHANICAL CONTROLS |
| M8.01 | MECHANICAL CONTROLS |

# INDEX OF DRAWINGS - OVERALL

| SHEET NUMBER | SHEET NAME |
|---|---|
| ELECTRICAL | |
| E0.00 | ELECTRICAL NOTES AND LEGEND |
| E0.01 | UNDERGROUND ELECTRICAL PLAN |
| E0.02 | UNDERGROUND ELECTRICAL FEEDER PLAN |
| E0.03 | UNDERGROUND BRANCH CIRCUIT PLAN BASEMENT LEVEL SECTOR 02 |
| E0.04 | ELECTRICAL UNDERGROUND BRANCH CIRCUIT LEVEL 01 SECTOR 01 |
| E1.00 | ELECTRICAL NOTES AND LEGEND |
| E1.01 | POWER PLAN BASEMENT SECTOR 02 |
| E1.02 | OVERALL POWER PLAN - LEVEL 01 |
| E1.03 | ENLARGED POWER PLAN LEVEL 01 SECTOR 01 |
| E1.04 | ENLARGED POWER PLAN LEVEL 01 SECTOR 01 |
| E1.05 | ENLARGED POWER PLAN LEVEL 01 SECTOR 02 |
| E1.06 | ENLARGED POWER PLAN LEVEL 01 SECTOR 02 |
| E1.07 | OVERALL POWER PLAN - LEVEL 02 |
| E1.08 | ENLARGED POWER PLAN LEVEL 02 SECTOR 01 |
| E1.09 | ENLARGED POWER PLAN LEVEL 02 SECTOR 01 |
| E1.10 | ENLARGED POWER PLAN LEVEL 02 SECTOR 02 |
| E1.11 | ENLARGED POWER PLAN LEVEL 02 SECTOR 02 |
| E1.12 | OVERALL POWER PLAN - LEVEL 03 |
| E1.13 | ENLARGED POWER PLAN LEVEL 03 SECTOR 01 |
| E1.14 | ENLARGED POWER PLAN LEVEL 03 SECTOR 01 |
| E1.15 | ENLARGED POWER PLAN LEVEL 03 SECTOR 02 |
| E1.16 | ENLARGED POWER PLAN LEVEL 03 SECTOR 02 |
| E1.17 | ENLARGED ELECTRICAL ROOMS PLAN |
| E1.18 | ENLARGED ER SIMULATION ELECTRICAL PLAN |
| E1.19 | ENLARGED MED SURG SIMULATION ELECTRICAL PLAN |
| E1.20 | ENLARGED MATERNITY SIMULATION ELECTRICAL PLAN |
| E1.21 | ENLARGED PEDIATRIC SIMULATION ELECTRICAL PLAN |
| E1.22 | ENLARGED SIMULATION & CLINICAL SKILLS ROOMS |
| E1.23 | MECHANICAL POWER PLAN BASEMENT SECTOR 02 |
| E1.24 | ENLARGED MECHANICAL POWER PLAN LEVEL 01 SECTOR 01 |
| E1.25 | ENLARGED MECHANICAL POWER PLAN LEVEL 01 SECTOR 01 |
| E1.26 | ENLARGED MECHANICAL POWER PLAN LEVEL 01 SECTOR 02 |
| E1.27 | ENLARGED MECHANICAL POWER PLAN LEVEL 01 SECTOR 02 |
| E1.28 | ENLARGED MECHANICAL POWER PLAN LEVEL 02 SECTOR 01 |
| E1.29 | ENLARGED MECHANICAL POWER PLAN LEVEL 02 SECTOR 01 |
| E1.30 | ENLARGED MECHANICAL POWER PLAN LEVEL 02 SECTOR 02 |
| E1.31 | ENLARGED MECHANICAL POWER PLAN LEVEL 02 SECTOR 02 |
| E1.32 | ENLARGED MECHANICAL POWER PLAN LEVEL 03 SECTOR 01 |
| E1.33 | ENLARGED MECHANICAL POWER PLAN LEVEL 03 SECTOR 01 |
| E1.34 | ENLARGED MECHANICAL POWER PLAN LEVEL 03 SECTOR 02 |
| E1.35 | ENLARGED MECHANICAL POWER PLAN LEVEL 03 SECTOR 02 |
| E1.36 | OVERALL MECHANICAL POWER PLAN ROOF |
| E1.37 | SYSTEMS PLAN BASEMENT LEVEL SECTOR 02 |
| E1.38 | SYSTEMS PLAN LEVEL 01 SECTOR 01 |
| E1.39 | SYSTEMS PLAN LEVEL 01 SECTOR 02 |
| E1.40 | SYSTEMS PLAN LEVEL 02 SECTOR 01 |
| E1.41 | SYSTEMS PLAN LEVEL 02 SECTOR 02 |
| E1.42 | SYSTEMS PLAN LEVEL 03 SECTOR 01 |
| E1.43 | SYSTEMS PLAN LEVEL 03 SECTOR 02 |
| E1.44 | ENLARGED UPS & IDF ROOMS |
| E1.45 | ENLARGED MDF ROOM |
| E1.46 | FIRE ALARM DETAILS |
| E1.47 | FIRE ALARM PLAN BASEMENT LEVEL SECTOR 02 |
| E1.48 | FIRE ALARM LEVEL 01 SECTOR 01 |
| E1.49 | FIRE ALARM LEVEL 01 SECTOR 02 |
| E1.50 | FIRE ALARM LEVEL 02 SECTOR 01 |
| E1.51 | FIRE ALARM LEVEL 02 SECTOR 02 |
| E1.52 | FIRE ALARM LEVEL 03 SECTOR 01 |
| E1.53 | FIRE ALARM LEVEL 03 SECTOR 02 |
| E2.01 | LIGHTING ZONE PLAN - BASEMENT LEVEL |
| E2.02 | LIGHTING PLAN BASEMENT LEVEL SECTOR 02 |
| E2.03 | LIGHTING ZONE PLAN - LEVEL 1 |
| E2.04 | ENLARGED LIGHTING PLAN LEVEL 01 SECTOR 01 |
| E2.05 | ENLARGED LIGHTING PLAN LEVEL 01 SECTOR 01 |
| E2.06 | ENLARGED LIGHTING PLAN LEVEL 01 SECTOR 02 |
| E2.07 | ENLARGED LIGHTING PLAN LEVEL 01 SECTOR 02 |
| E2.08 | LIGHTING ZONE PLAN - LEVEL 2 |
| E2.09 | ENLARGED LIGHTING PLAN LEVEL 02 SECTOR 01 |
| E2.10 | ENLARGED LIGHTING PLAN LEVEL 02 SECTOR 01 |
| E2.11 | ENLARGED LIGHTING PLAN LEVEL 02 SECTOR 02 |
| E2.12 | ENLARGED LIGHTING PLAN LEVEL 02 SECTOR 02 |
| E2.13 | LIGHTING ZONE PLAN - LEVEL 3 |
| E2.14 | ENLARGED LIGHTING PLAN LEVEL 03 SECTOR 01 |
| E2.15 | ENLARGED LIGHTING PLAN LEVEL 03 SECTOR 01 |
| E2.16 | ENLARGED LIGHTING PLAN LEVEL 03 SECTOR 02 |
| E2.17 | ENLARGED LIGHTING PLAN LEVEL 03 SECTOR 02 |
| E2.18 | ENLARGED LIGHTING ZONES |
| E2.19 | ENLARGED LIGHTING ZONES |
| E2.20 | SITE LIGHTING |
| E3.00 | ELECTRICAL SCHEDULES AND RISER |
| E3.01 | UPS SCHEDULES AND RISER |
| E3.02 | PANEL SCHEDULES |
| E3.03 | PANEL SCHEDULES |
| E3.04 | PANEL SCHEDULES |
| E3.05 | PANEL SCHEDULES |
| E3.06 | PANEL SCHEDULES |
| E4.00 | ELECTRICAL DETAILS |
| E5.01 | NEUROANATOMY LAB AND BASEMENT ELEVATIONS |
| E5.02 | GROSS ANATOMY LAB ELEVATIONS |
| E5.03 | LEVEL 1 ELEVATIONS |
| E5.04 | LEVEL 2 ELEVATIONS |
| E5.05 | LEVEL 3 ELEVATIONS |
| E5.06 | EXTERIOR LIGHTING EAST ELEVATIONS |
| E5.07 | EXTERIOR LIGHTING SOUTH ELEVATIONS |
| E5.08 | EXTERIOR LIGHTING NORTH AND WEST ELEVATIONS |
| E5.09 | INTERIOR STAIRWELL ELEVATIONS |
| E5.10 | IT BACKBONE |
| FIRE PROTECTION | |
| FP1.00 | FIRE PROTECTION NOTES AND DETAILS |
| FP1.01 | FIRE PROTECTION RISER DETAILS |
| FP1.02 | FIRE PROTECTION STANDPIPE DETAILS |
| FP2.00 | FIRE PROTECTION PLAN - BASEMENT |
| FP2.01 | FIRE PROTECTION - UNDERGROUND PLAN |
| FP3.00 | FIRE PROTECTION PLAN - LEVEL 1 |
| FP4.00 | FIRE PROTECTION PLAN - LEVEL 2 |
| FP5.00 | FIRE PROTECTION PLAN - LEVEL 3 |
| FP6.00 | FIRE PROTECTION PLAN – ROOF LEVEL |
| EQUIPMENT | |
| EQ1.02 | EQUIPMENT PLAN BASEMENT LEVEL SECTOR 02 |
| EQ1.11 | EQUIPMENT PLAN LEVEL 01 SECTOR 01 |
| EQ1.12 | EQUIPMENT PLAN LEVEL 01 SECTOR 02 |
| EQ1.21 | EQUIPMENT PLAN LEVEL 02 SECTOR 01 |
| EQ1.22 | EQUIPMENT PLAN LEVEL 02 SECTOR 02 |
| EQ1.31 | EQUIPMENT PLAN LEVEL 03 SECTOR 01 |
| EQ1.32 | EQUIPMENT PLAN LEVEL 03 SECTOR 02 |
| EQ2.00 | EQUIPMENT - CLINICAL EXAM INTERIOR ELEVATIONS |

Grand total: 404


James R. Childers Architect, Inc.
45 South 4th Street
Fort Smith, AR 72901
479-783-2480
www.childersarchitect.com


PROFESSIONAL SEAL:

STATE OF OKLAHOMA · JAMES R. CHILDERS · REGISTERED ARCHITECT

8-15-2019

CONSULTANT LOGO:

CLIENT:

THE CHEROKEE NATION · SEPT. 6, 1839

COLLEGE OF Osteopathic Medicine AT THE CHEROKEE NATION

TAHLEQUAH, OKLAHOMA

KEY PLAN:

PROJECT PHASE:

CONSTRUCTION DOCUMENTS

| REVISIONS | | |
|---|---|---|
| # | DATE | DESCRIPTION |
| 1 | 09/09/19 | ADDENDUM 01 |
| 2 | 09/16/19 | ADDENDUM 02 |
| 3 | 09/18/19 | ADDENDUM 03 |
| 4 | 09/20/19 | ADDENDUM 04 |
| 5 | 10/24/19 | ASI 01 |
| 6 | 11/15/19 | ASI 02 |

DATE: 08-23-19

JOB NUMBER: 17-13

SHEET NUMBER: G0.000

OVERALL SHEET INDEX

## GYPSUM BD CONFIGURATION AT DOORS

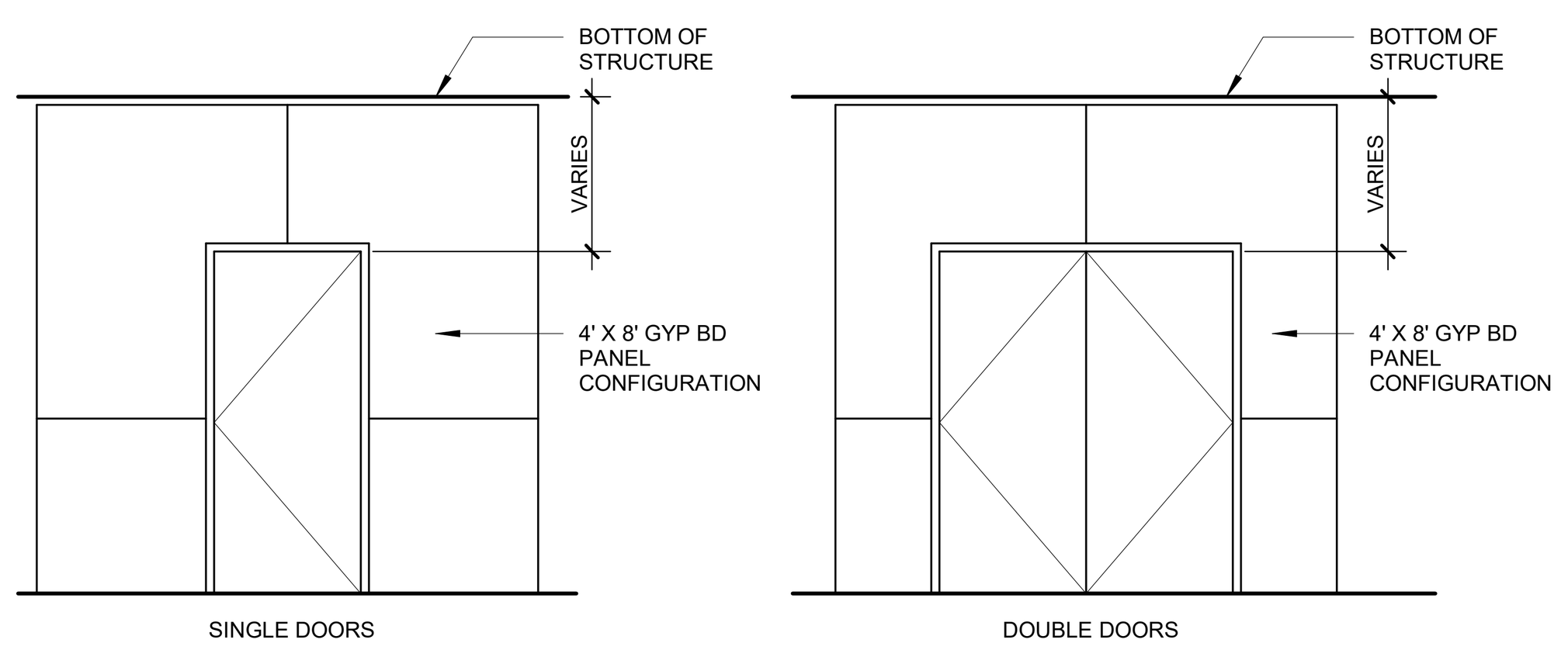


## CONTROL JOINT AT DOOR FRAMES

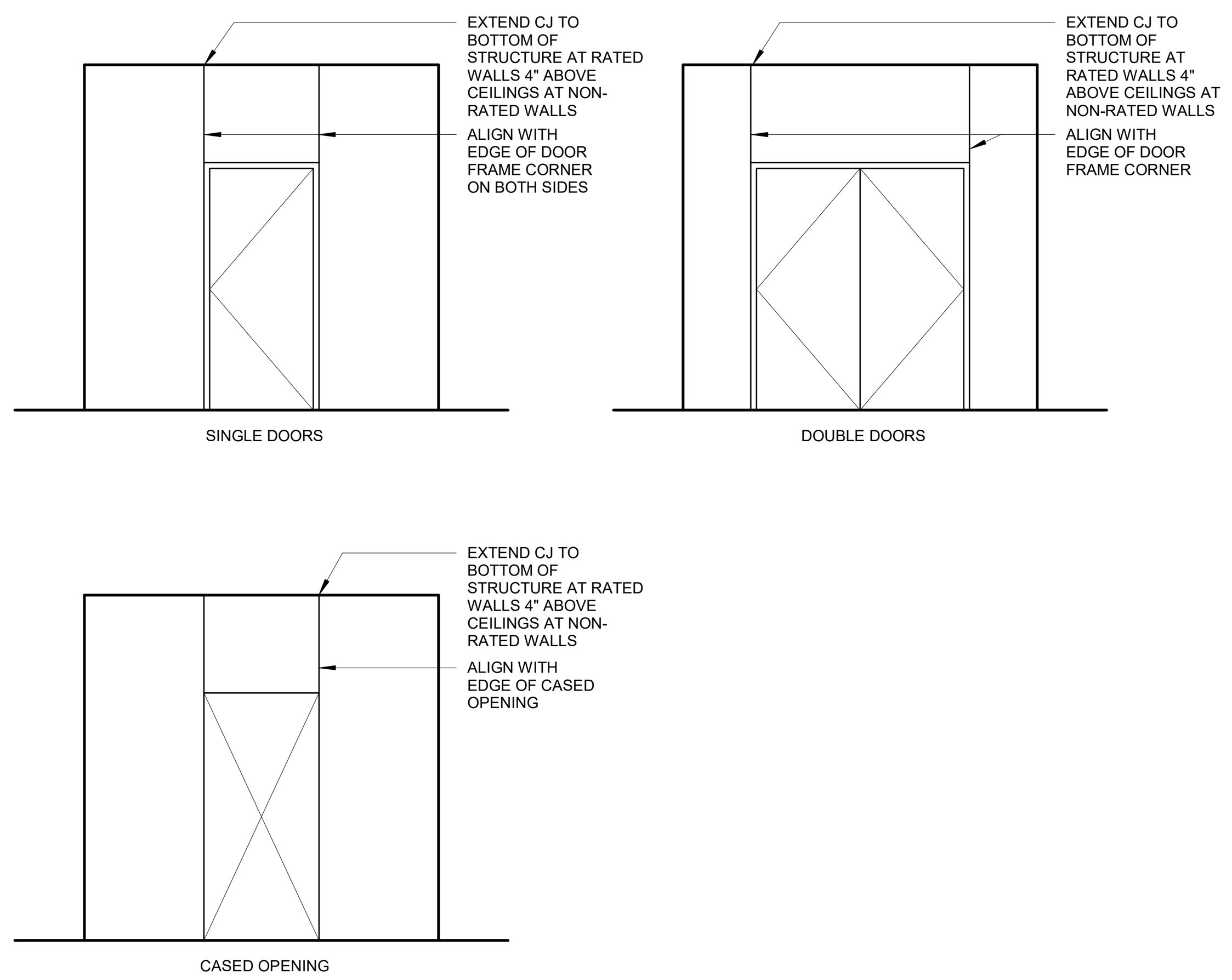


## DOOR PLAN DESIGNATION

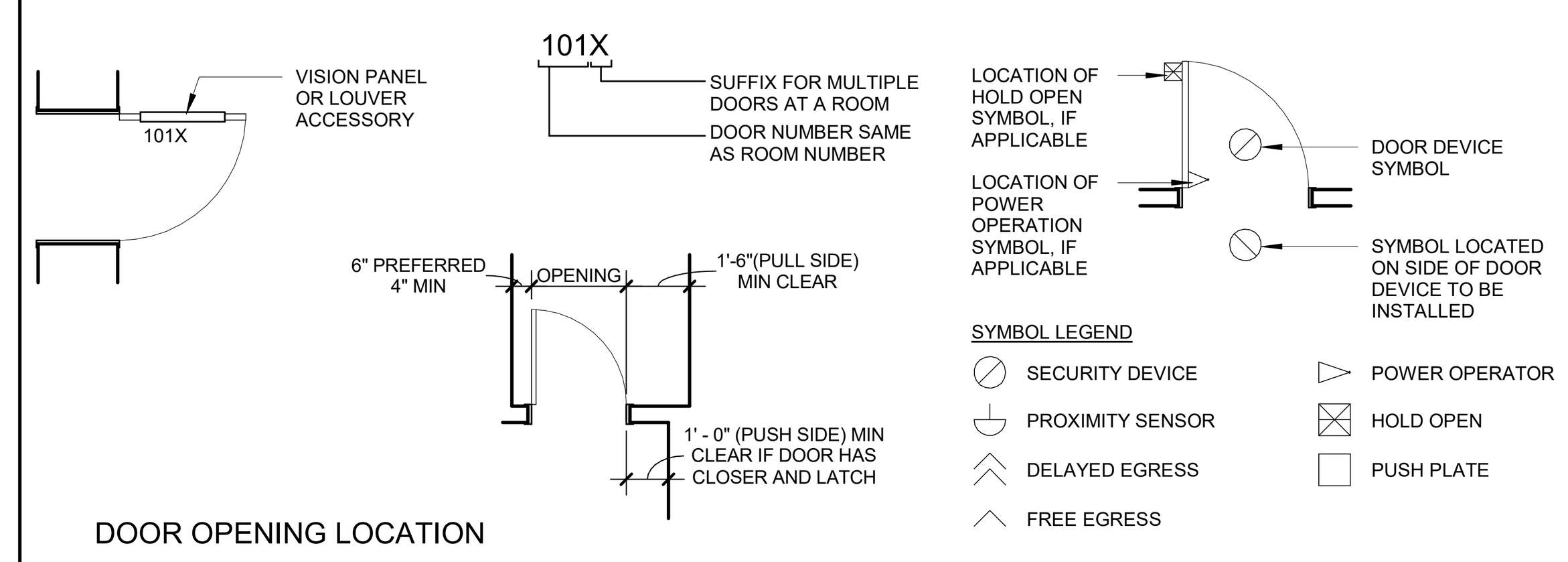


A. DOORS SHOWN ADJACENT TO A FLANKING WALL OR OTHER FIXED OBSTRUCTION, SHALL BE LOCATED AS SHOWN ABOVE.

B. OTHER LOCATIONS SHALL BE ON CENTERLINE OF ROOM OR AS SPECIFICALLY DIMENSIONED.

## FRAME TYPES

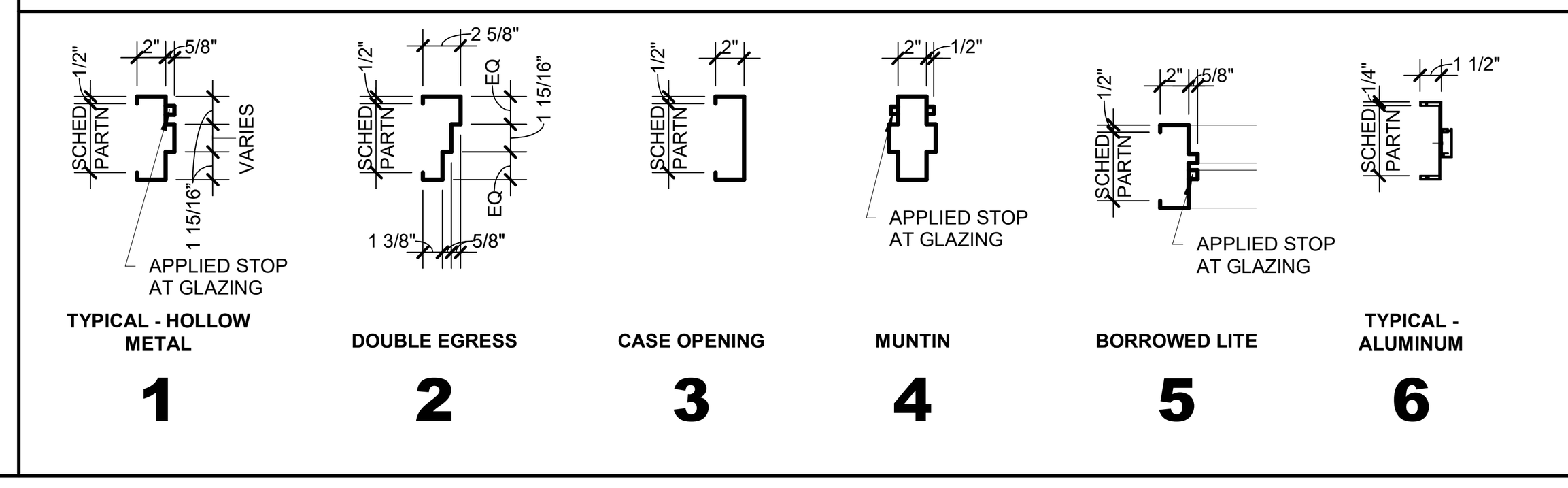


## VISION PANELS / LOUVERS / ACCESSORIES

DOOR NOTES

1. CONTRACTORS TO USE THE ARCHITECT'S FLOOR PLAN DESIGNATION DOOR NUMBER IN ADDITION TO THE ROOM NUMBER ON ALL SHOP DRAWING SCHEDULE SUBMITTALS.

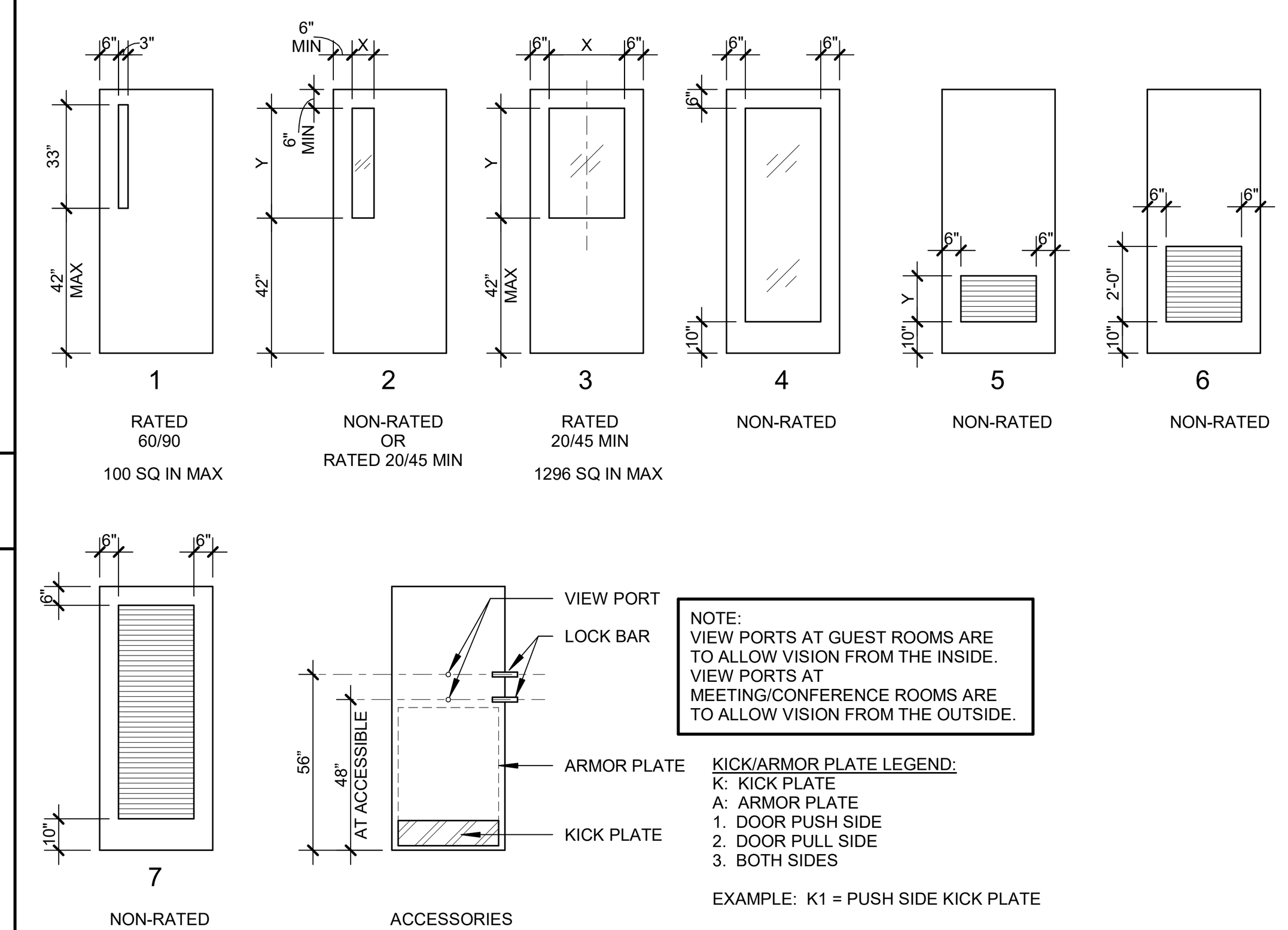


## DOOR SCHEDULE

DOOR SCHEDULE

| DOOR REVISION | DOOR NUMBER | WIDTH | HEIGHT | DOOR TYPE | FRAME TYPE (MATERIALS AND FINISHES) | DOOR MATERIAL | FRAME MATERIAL | VISION PANEL & LOUVER TYPE | POWER OPERATOR (CONTROLS) | HOLD OPEN | DOOR CONTROL A | DOOR CONTROL B | FIRE RATING | HARDWARE | COMMENTS |
|---|---|---|---|---|---|---|---|---|---|---|---|---|---|---|---|
| BASEMENT LEVEL | | | | | | | | | | | | | | | |
| 2,4 | B001 | 6' - 0" | 7' - 0" | A4 | 1 | WD | HM | - | - | - | - | - | - | 728DX | - |
| - | B002 | 3' - 0" | 7' - 0" | A1 | 1 | WD | HM | - | - | - | - | - | - | 201 | - |
| - | B003A | 3' - 6" | 7' - 0" | A1 | 1 | WD | HM | 2 | - | - | CR | - | - | C701W | - |
| - | B003B | 3' - 0" | 7' - 0" | A1 | 1 | WD | HM | 2 | - | - | - | - | - | 503 | - |
| 2,4 | B003C | 6' - 0" | 7' - 10" | A2 | 1 | WD | HM | 2 | - | - | CR | - | - | CX710T | - |
| - | B004 | 3' - 0" | 7' - 0" | A1 | 1 | WD | HM | 2 | - | - | - | - | - | 103 | - |
| - | B005 | 3' - 0" | 7' - 0" | A1 | 1 | WD | HM | 2 | - | - | - | - | - | 503 | - |
| 2,4 | B006 | 6' - 0" | 7' - 0" | A4 | 1 | HM | HM | - | - | - | CR | - | - | C720DR | |
| 2,4 | B007A | 6' - 0" | 7' - 10" | A2 | 1 | WD | HM | 2 | - | - | CR | - | - | CX710T | - |
| - | B007B | 3' - 6" | 7' - 0" | A1 | 1 | WD | HM | 2 | - | - | CR | - | - | C701W | - |
| - | B008 | 3' - 0" | 7' - 0" | G2 | | WD | AL | - | | | | | - | AD01 | |
| - | B009 | 3' - 6" | 7' - 0" | A1 | 1 | WD | HM | 2 | - | - | - | - | - | 503W | - |
| 2 | B010A | 6' - 0" | 7' - 0" | A2 | 1 | HM | HM | - | - | - | CR | - | 45 | CE214 | |
| 2,4 | B010B | 6' - 0" | 7' - 0" | A2 | 1 | WD | HM | - | - | X | - | - | 45 | 708R | |
| - | B011A | 3' - 9" | 7' - 0" | A1 | 1 | WD | HM | - | - | - | CR | - | 90 | C741RW | - |
| - | B011B | 3' - 9" | 7' - 0" | A1 | 1 | HM | HM | - | - | - | - | - | 90 | 725RW | |
| - | B012 | 3' - 0" | 7' - 0" | A1 | 1 | WD | HM | - | - | - | - | - | 45 | 201 | - |
| 1,4 | B014A | 3' - 6" | 7' - 0" | A1 | 1 | WD | HM | - | - | - | CR | - | 45 | CE201W | - |
| - | B015 | 3' - 0" | 7' - 0" | A1 | 1 | WD | HM | - | - | - | - | - | - | 507 | - |
| 1,4 | B016 | 3' - 0" | 7' - 0" | A1 | 1 | WD | HM | - | - | - | CR | - | - | CE201 | - |
| - | B017 | 6' - 0" | 7' - 0" | A2 | 1 | WD | HM | 1 | - | - | - | - | - | 200S | - |
| - | B018 | 4' - 0" | 7' - 0" | A1 | 1 | WD | HM | - | - | - | CR | - | - | CE201W | - |
| - | B019A | 4' - 0" | 7' - 0" | A1 | 1 | WD | HM | - | - | - | - | - | - | 711CRW | - |
| - | B019B | 4' - 0" | 7' - 0" | A1 | 1 | WD | HM | - | - | - | - | - | - | 711CRW | - |
| 1 | B020 | 3' - 0" | 7' - 0" | A1 | 1 | WD | HM | - | - | - | - | - | | 711CR | - |
| - | B021 | 3' - 0" | 7' - 0" | A1 | 1 | WD | HM | - | - | - | - | - | - | 201 | - |
| - | B022 | 3' - 0" | 7' - 0" | A1 | 1 | WD | HM | - | - | - | - | - | - | 201 | - |
| - | B023 | 3' - 0" | 7' - 0" | A1 | 1 | WD | HM | - | - | - | - | - | - | 801 | - |
| - | B024 | 3' - 0" | 7' - 0" | A1 | 1 | WD | HM | 2 | - | - | - | - | - | 103 | - |
| - | B025 | 3' - 0" | 7' - 0" | A1 | 1 | WD | HM | - | - | - | - | - | - | 801 | - |
| - | B027 | 3' - 0" | 7' - 0" | A1 | 1 | WD | HM | 2 | - | - | - | - | - | 103 | - |
| - | B028 | 3' - 6" | 7' - 0" | A1 | 1 | WD | HM | - | - | - | - | - | - | 201CW | - |
| - | B029A | 3' - 0" | 7' - 0" | A1 | 1 | WD | HM | - | - | - | - | - | 90 | 731CR | - |
| - | B029B | 3' - 0" | 7' - 0" | A1 | 1 | HM | HM | - | - | - | - | - | 45 | 725RW | |
| LEVEL 01 | | | | | | | | | | | | | | | |
| - | 1000A | 6' - 0" | 8' - 0" | C2 | | AL/GL | AL | | X | - | CR | - | - | AC714A | |
| - | 1000B | 6' - 0" | 8' - 0" | C2 | | AL/GL | AL | | X | - | - | - | - | A710A | |
| - | 1001A | 3' - 0" | 8' - 4" | G2 | | GL | AL | - | | | | | - | 005 | |
| - | 1001B | 3' - 0" | 8' - 0" | C1 | | AL/GL | AL | | - | - | - | - | - | 715A | |
| - | 1002 | 2' - 10" | 7' - 0" | G2 | | WD | AL | - | | | | | - | AD01 | |
| - | 1005 | 3' - 0" | 7' - 0" | A1 | 1 | WD | HM | - | - | - | - | - | - | 201 | - |
| - | 1008 | 3' - 0" | 7' - 0" | A1 | 1 | WD | HM | - | - | - | CR | - | - | CE201C | - |
| 3,4 | 1009A | 3' - 0" | 7' - 0" | A1 | 1 | WD | HM | 2 | - | - | - | - | - | 701CG | NOTE 1 |
| 3,4 | 1009B | 3' - 6" | 7' - 0" | A1 | 1 | WD | HM | 2 | - | - | - | - | - | 701GW | NOTE 1 |
| 3,4 | 1009C | 3' - 0" | 7' - 0" | A1 | 1 | WD | HM | 2 | - | - | - | - | - | 701CG | NOTE 1 |
| 1,4 | 1010 | 3' - 0" | 7' - 0" | A1 | 1 | WD | HM | 6 | - | - | CR | - | - | CE201C | - |
| 3,4 | 1011A | 3' - 0" | 7' - 0" | A1 | 1 | WD | HM | 4 | - | - | - | - | - | 701G | NOTE 1 |
| 3,4 | 1011B | 3' - 0" | 7' - 0" | A1 | 1 | WD | HM | 4 | - | - | - | - | - | 701G | NOTE 1 |
| 3,4 | 1012 | 3' - 0" | 7' - 0" | A1 | 1 | WD | HM | 4 | - | - | - | - | - | 403G | NOTE 1 |
| - | 1013 | 3' - 0" | 7' - 0" | A1 | 1 | WD | HM | 4 | - | - | - | - | - | 407G | - |
| - | 1014 | 3' - 0" | 7' - 0" | A1 | 1 | WD | HM | - | - | - | - | - | - | 201 | - |
| 3,4 | 1015 | 3' - 0" | 7' - 0" | A1 | 1 | WD | HM | 4 | - | - | - | - | - | 407G | NOTE 1 |
| - | 1016 | 3' - 0" | 7' - 0" | A1 | 1 | WD | HM | - | - | - | - | - | - | 201 | - |
| 3,4 | 1017 | 6' - 0" | 7' - 0" | A2 | 1 | WD | HM | 4 | - | - | CR | - | - | C700G | NOTE 1 |
| - | 1018 | 3' - 0" | 7' - 0" | A1 | 1 | WD | HM | - | - | - | - | - | - | 801 | - |
| - | 1019 | 3' - 0" | 7' - 0" | A1 | 1 | WD | HM | - | - | - | - | - | - | 801 | - |
| - | 1020 | 3' - 0" | 7' - 0" | A1 | 1 | WD | HM | - | - | - | - | - | - | 303 | - |
| - | 1021 | 3' - 0" | 7' - 0" | A1 | 1 | WD | HM | - | - | - | - | - | - | 201 | - |
| - | 1022 | 3' - 0" | 7' - 0" | A1 | 1 | WD | HM | - | - | - | - | - | - | 303 | - |
| - | 1023 | 3' - 0" | 7' - 0" | A1 | 1 | WD | HM | - | - | - | - | - | - | 303 | - |
| 3,4 | 1024 | 3' - 0" | 7' - 0" | A1 | 1 | WD | HM | 4 | - | - | - | - | - | 401CG | NOTE 1 |
| 3,4 | 1025 | 3' - 0" | 7' - 0" | A1 | 1 | WD | HM | 4 | - | - | - | - | - | 401CG | NOTE 1 |
| 3,4 | 1026A | 3' - 0" | 7' - 0" | A1 | 1 | WD | HM | 4 | - | - | - | - | - | 701G | NOTE 1 |
| 3,4 | 1026B | 3' - 0" | 7' - 0" | A1 | 1 | WD | HM | 4 | - | - | - | - | - | 701G | NOTE 1 |
| 3,4 | 1027 | 3' - 0" | 7' - 0" | A1 | 1 | WD | HM | 4 | - | - | - | - | - | 401CG | NOTE 1 |
| - | 1028 | 3' - 9" | 7' - 0" | A1 | 1 | WD | HM | - | - | - | CR | - | 90 | C741RW | - |
| - | 1029 | 3' - 0" | 7' - 0" | A1 | 1 | HM | HM | - | - | - | - | - | - | 725R | |
| - | 1030 | 3' - 0" | 7' - 0" | A1 | 1 | HM | HM | - | - | - | CR | - | - | C715 | |
| - | 1031A | 3' - 6" | 7' - 0" | A1 | 1 | WD | HM | 2 | - | - | CR | - | - | C701W | - |
| - | 1031B | 3' - 6" | 7' - 0" | A1 | 1 | WD | HM | 2 | - | - | CR | - | - | C701W | - |
| 3,4 | 1032 | 8' - 0" | 7' - 6" | S1 | | AL/GL | AL | | | | - | - | | 003 | NOTE 1 |
| 3 | 1034 | 3' - 0" | 7' - 0" | G2 | | WD | AL | - | | | | | - | AD01 | NOTE 1 |
| - | 1035 | 3' - 0" | 7' - 0" | G2 | | WD | AL | - | | | | | - | AD01 | |
| 3,4 | 1037A | 3' - 0" | 7' - 0" | A1 | 1 | WD | HM | 2 | - | - | - | - | - | 403G | NOTE 1 |
| 3,4 | 1037B | 3' - 0" | 7' - 0" | A1 | 1 | WD | HM | 2 | - | - | - | - | - | 403G | NOTE 1 |
| 3 | 1038 | 3' - 0" | 7' - 0" | G2 | | WD | AL | - | | | | | - | AD01 | NOTE 1 |
| - | 1039 | 6' - 0" | 7' - 0" | A2 | 1 | WD | HM | - | - | - | CR | - | - | CE206 | - |
| 3,4 | 1040 | 8' - 0" | 7' - 6" | S1 | | AL/GL | AL | | | | - | - | | 003 | NOTE 1 |
| - | 1041 | 3' - 6" | 7' - 0" | A1 | 1 | WD | HM | - | - | - | - | - | - | 201W | - |
| - | 1042 | 3' - 0" | 7' - 0" | A1 | 1 | WD | HM | - | - | - | - | - | - | 303 | - |
| - | 1044 | 3' - 0" | 7' - 0" | A1 | 1 | WD | HM | - | - | - | - | - | - | 303 | - |
| 4 | 1046 | 3' - 0" | 7' - 0" | A1 | 1 | WD | HM | - | - | - | - | - | - | 103G | - |
| 3,4 | 1047 | 3' - 6" | 7' - 0" | A1 | 1 | WD | HM | - | - | - | - | - | - | 493GSW | NOTE 1 |
| - | 1048 | 3' - 6" | 7' - 0" | A1 | 1 | WD | HM | - | - | - | - | - | - | 201W | - |
| 3 | 1049 | 3' - 0" | 7' - 0" | G2 | | WD | AL | - | | | | | - | AD01 | NOTE 1 |
| - | 1050 | 3' - 0" | 7' - 0" | G2 | | WD | AL | - | | | | | - | AD01 | |
| - | 1052 | 3' - 6" | 7' - 0" | A1 | 1 | WD | HM | - | - | - | - | - | - | 201W | - |
| 3 | 1053 | 3' - 0" | 7' - 0" | G2 | | WD | AL | - | | | | | - | AD01 | NOTE 1 |
| 3,4 | 1055 | 8' - 0" | 7' - 6" | S1 | | AL/GL | AL | | | | - | - | - | 003 | NOTE 1 |
| 3,4 | 1056A | 3' - 0" | 7' - 0" | A1 | 1 | WD | HM | 2 | - | - | - | - | - | 403G | NOTE 1 |
| 3,4 | 1056B | 3' - 0" | 7' - 0" | A1 | 1 | WD | HM | 2 | - | - | - | - | - | 403G | NOTE 1 |
| - | 1057 | 3' - 0" | 7' - 0" | A1 | 1 | WD | HM | - | - | - | - | - | - | 801 | - |
| - | 1058 | 3' - 0" | 7' - 0" | A1 | 1 | WD | HM | - | - | - | - | - | - | 801 | - |
| 4 | 1059 | 3' - 0" | 7' - 0" | A1 | 1 | WD | HM | - | - | - | - | - | - | 403G | - |
| 3,4 | 1060A | 3' - 0" | 7' - 0" | A1 | 1 | WD | HM | 2 | - | - | CR | - | - | C701G | NOTE 1 |
| 3,4 | 1060B | 6' - 0" | 7' - 0" | A2 | 1 | WD | HM | 2 | - | - | CR | - | - | C700CG | NOTE 1 |
| - | 1061 | 3' - 0" | 7' - 0" | A1 | 1 | WD | HM | - | - | - | - | - | - | 201 | - |
| - | 1062 | 3' - 0" | 7' - 0" | A1 | 1 | WD | HM | 6 | - | - | CR | - | - | CE201C | - |
| - | 1063 | 6' - 0" | 7' - 0" | A2 | 1 | WD | HM | - | - | - | - | - | - | 216 | - |
| 3,4 | 1064 | 3' - 0" | 7' - 0" | A1 | 1 | WD | HM | 2 | - | - | CR | - | - | CE201G | NOTE 1 |
| - | 1065 | 3' - 0" | 7' - 0" | A1 | 1 | WD | HM | - | - | - | - | - | - | 201 | - |
| 3,4 | 1066 | 3' - 0" | 7' - 0" | A1 | 1 | WD | HM | 4 | - | - | - | - | - | 403G | NOTE 1 |
| 3,4 | 1067 | 3' - 0" | 7' - 0" | A1 | 1 | WD | HM | 4 | - | - | - | - | - | 403G | NOTE 1 |
| - | 1068A | 3' - 9" | 7' - 0" | A1 | 1 | WD | HM | - | - | - | CR | - | 90 | C741RW | - |
| - | 1068B | 3' - 9" | 7' - 0" | A1 | 1 | HM | HM | - | - | - | - | - | 90 | 725RW | |

DOOR SCHEDULE

| DOOR REVISION | DOOR NUMBER | WIDTH | HEIGHT | DOOR TYPE | FRAME TYPE (MATERIALS AND FINISHES) | DOOR MATERIAL | FRAME MATERIAL | VISION PANEL & LOUVER TYPE | POWER OPERATOR (CONTROLS) | HOLD OPEN | DOOR CONTROL A | DOOR CONTROL B | FIRE RATING | HARDWARE | COMMENTS |
|---|---|---|---|---|---|---|---|---|---|---|---|---|---|---|---|
| LEVEL 02 | | | | | | | | | | | | | | | |
| 3 | 2002 | 3' - 0" | 7' - 0" | A1 | 1 | WD | HM | - | - | - | - | - | - | 407G | NOTE 1 |
| - | 2003 | 3' - 0" | 7' - 0" | A1 | 1 | WD | HM | - | - | - | - | - | - | 201 | - |
| - | 2005 | 3' - 0" | 7' - 0" | A1 | 1 | WD | HM | - | - | - | CR | - | - | CE201C | - |
| - | 2006A | 6' - 0" | 7' - 0" | A2 | 1 | WD | HM | 4 | - | - | - | - | - | 700C | - |
| - | 2006B | 3' - 0" | 7' - 0" | A1 | 1 | WD | HM | 4 | - | - | - | - | - | 501 | - |
| - | 2008 | 3' - 0" | 7' - 0" | A1 | 1 | WD | HM | 2 | - | - | - | - | - | 103 | - |
| - | 2009 | 3' - 0" | 7' - 0" | A1 | 1 | WD | HM | - | - | - | - | - | - | 201 | - |
| 4 | 2010 | 3' - 0" | 7' - 0" | A1 | 1 | WD | HM | 4 | - | - | CR | - | - | CE201G | - |
| - | 2011 | 3' - 0" | 7' - 0" | A1 | 1 | WD | HM | 4 | - | - | - | - | - | 407G | - |
| - | 2012 | 3' - 0" | 7' - 0" | A1 | 1 | WD | HM | - | - | - | - | - | - | 201 | - |
| - | 2014 | 3' - 0" | 7' - 0" | A1 | 1 | WD | HM | - | - | - | - | - | - | 201 | - |
| - | 2015 | 3' - 0" | 7' - 0" | A1 | 1 | WD | HM | 4 | - | - | - | - | - | 401G | - |
| 3,4 | 2016 | 3' - 0" | 7' - 0" | A1 | 1 | WD | HM | 4 | - | - | - | - | - | 503G | NOTE 1 |
| 3 | 2017 | 3' - 0" | 7' - 0" | A1 | 1 | WD | HM | 4 | - | - | - | - | - | 401G | NOTE 1 |
| - | 2018 | 3' - 0" | 7' - 0" | A1 | 1 | WD | HM | 4 | - | - | - | - | - | 401G | - |
| 3 | 2019 | 3' - 0" | 7' - 0" | A1 | 1 | WD | HM | 4 | - | - | - | - | - | 401G | NOTE 1 |
| - | 2020 | 3' - 0" | 7' - 0" | A1 | 1 | WD | HM | 4 | - | - | - | - | - | 401G | - |
| 3 | 2021 | 3' - 0" | 7' - 0" | A1 | 1 | WD | HM | 4 | - | - | - | - | - | 401G | NOTE 1 |
| - | 2022 | 3' - 0" | 7' - 0" | A1 | 1 | WD | HM | 4 | - | - | - | - | - | 401G | - |
| - | 2023 | 3' - 0" | 7' - 0" | A1 | 1 | WD | HM | 4 | - | - | - | - | - | 403 | - |
| - | 2024 | 3' - 0" | 7' - 0" | A1 | 1 | WD | HM | - | - | - | - | - | - | 401G | - |
| - | 2025 | 3' - 0" | 7' - 0" | A1 | 1 | WD | HM | 4 | - | - | - | - | - | 401G | - |
| - | 2026 | 3' - 0" | 7' - 0" | A1 | 1 | WD | HM | 4 | - | - | - | - | - | 401G | - |
| - | 2027 | 3' - 9" | 7' - 0" | A1 | 1 | WD | HM | - | - | - | CR | - | 90 | C741RW | - |
| - | 2028 | 3' - 0" | 7' - 0" | A1 | 1 | WD | HM | 4 | - | - | - | - | - | 401G | - |
| - | 2029 | 3' - 0" | 7' - 0" | A1 | 1 | WD | HM | 4 | - | - | - | - | - | 401G | - |
| - | 2030 | 3' - 0" | 7' - 0" | A1 | 1 | WD | HM | 4 | - | - | - | - | - | 401G | - |
| - | 2031 | 3' - 0" | 7' - 0" | A1 | 1 | WD | HM | 4 | - | - | - | - | - | 401G | - |
| - | 2032 | 3' - 0" | 7' - 0" | A1 | 1 | WD | HM | 4 | - | - | - | - | - | 401G | - |
| - | 2033 | 3' - 0" | 7' - 0" | A1 | 1 | WD | HM | 4 | - | - | - | - | - | 401G | - |
| - | 2034 | 3' - 0" | 7' - 0" | A1 | 1 | WD | HM | - | - | - | - | - | - | 303 | - |
| - | 2035 | 3' - 0" | 7' - 0" | A1 | 1 | WD | HM | 4 | - | - | - | - | - | 401G | - |
| - | 2036 | 3' - 0" | 7' - 0" | A1 | 1 | WD | HM | 4 | - | - | - | - | - | 401G | - |
| - | 2037 | 3' - 0" | 7' - 0" | A1 | 1 | WD | HM | 4 | - | - | - | - | - | 401G | - |
| - | 2038 | 3' - 0" | 7' - 0" | A1 | 1 | WD | HM | 4 | - | - | - | - | - | 401G | - |
| - | 2039 | 3' - 0" | 7' - 0" | A1 | 1 | WD | HM | - | - | - | - | - | - | 303 | - |
| - | 2041 | 3' - 0" | 7' - 0" | A1 | 1 | WD | HM | 4 | - | - | - | - | - | 401G | - |
| - | 2042 | 3' - 0" | 7' - 0" | A1 | 1 | WD | HM | 4 | - | - | - | - | - | 401G | - |
| - | 2043 | 6' - 0" | 7' - 0" | A2 | 1 | WD | HM | - | - | - | - | - | - | 700C | - |
| - | 2044 | 6' - 0" | 7' - 0" | A2 | 1 | WD | HM | - | - | X | CR | - | - | C708 | - |
| 4 | 2045 | 6' - 0" | 7' - 0" | A2 | 1 | WD | HM | - | - | X | CR | - | - | CE208 | - |
| 3,4 | 2046A | 3' - 0" | 7' - 0" | A1 | 1 | WD | HM | - | - | - | - | - | - | 493G | NOTE 1 |
| 3,4 | 2046B | 3' - 0" | 7' - 0" | A1 | 1 | WD | HM | - | - | - | - | - | - | 493G | NOTE 1 |
| 3,4 | 2047A | 3' - 0" | 7' - 0" | A1 | 1 | WD | HM | - | - | - | - | - | - | 493G | NOTE 1 |
| 3,4 | 2047B | 3' - 0" | 7' - 0" | A1 | 1 | WD | HM | - | - | - | - | - | - | 493G | NOTE 1 |
| 3,4 | 2048A | 3' - 0" | 7' - 0" | A1 | 1 | WD | HM | - | - | - | - | - | - | 493G | NOTE 1 |
| 3,4 | 2048B | 3' - 0" | 7' - 0" | A1 | 1 | WD | HM | - | - | - | - | - | - | 493G | NOTE 1 |
| 3,4 | 2049A | 3' - 0" | 7' - 0" | A1 | 1 | WD | HM | - | - | - | - | - | - | 493G | NOTE 1 |
| 3,4 | 2049B | 3' - 0" | 7' - 0" | A1 | 1 | WD | HM | - | - | - | - | - | - | 493G | NOTE 1 |
| 3,4 | 2050A | 3' - 0" | 7' - 0" | A1 | 1 | WD | HM | - | - | - | - | - | - | 493G | NOTE 1 |
| 3,4 | 2050B | 3' - 0" | 7' - 0" | A1 | 1 | WD | HM | - | - | - | - | - | - | 493G | NOTE 1 |
| 3,4 | 2051A | 3' - 0" | 7' - 0" | A1 | 1 | WD | HM | - | - | - | - | - | - | 493G | NOTE 1 |
| 3,4 | 2051B | 3' - 0" | 7' - 0" | A1 | 1 | WD | HM | - | - | - | - | - | - | 493G | NOTE 1 |
| - | 2052 | 3' - 0" | 7' - 0" | A1 | 1 | WD | HM | 4 | - | - | CR | - | - | C701 | - |
| - | 2052B | 3' - 0" | 7' - 0" | A1 | 1 | WD | HM | 2 | - | - | - | - | - | 731 | - |
| 3,4 | 2053 | 3' - 0" | 7' - 0" | A1 | 1 | WD | HM | - | - | - | - | - | - | 503G | NOTE 1 |
| - | 2054 | 3' - 0" | 7' - 0" | A1 | 1 | WD | HM | - | - | - | CR | - | - | CE201C | - |
| 3,4 | 2055A | 3' - 0" | 7' - 0" | A1 | 1 | WD | HM | 2 | - | - | - | - | - | 403G | NOTE 1 |
| 3,4 | 2055B | 3' - 0" | 7' - 0" | A1 | 1 | WD | HM | - | - | - | - | - | - | 403G | NOTE 1 |
| 3,4 | 2056A | 3' - 0" | 7' - 0" | A1 | 1 | WD | HM | 2 | - | - | - | - | - | 503G | NOTE 1 |
| 3,4 | 2056B | 3' - 0" | 7' - 0" | A1 | 1 | WD | HM | 2 | - | - | - | - | - | 503G | NOTE 1 |
| - | 2057A | 3' - 0" | 7' - 0" | A1 | 1 | WD | HM | - | - | - | CR | - | - | C701 | - |
| - | 2057B | 3' - 0" | 7' - 0" | A1 | 1 | WD | HM | 2 | - | - | - | - | - | 731 | - |
| 3,4 | 2058A | 3' - 0" | 7' - 0" | A1 | 1 | WD | HM | - | - | - | - | - | - | 493G | NOTE 1 |
| 3,4 | 2058B | 3' - 0" | 7' - 0" | A1 | 1 | WD | HM | - | - | - | - | - | - | 493G | NOTE 1 |
| 3,4 | 2059A | 3' - 0" | 7' - 0" | A1 | 1 | WD | HM | - | - | - | - | - | - | 493G | NOTE 1 |
| 3 | 2059B | 3' - 0" | 7' - 0" | A1 | 1 | WD | HM | - | - | - | - | - | - | 493 | NOTE 1 |
| 3,4 | 2060A | 3' - 0" | 7' - 0" | A1 | 1 | WD | HM | - | - | - | - | - | - | 493G | NOTE 1 |
| 3,5 | 2060B | 3' - 0" | 7' - 0" | A1 | 1 | WD | HM | - | - | - | - | - | - | 493G | NOTE 1 |
| 3,4 | 2061A | 3' - 0" | 7' - 0" | A1 | 1 | WD | HM | - | - | - | - | - | - | 493G | NOTE 1 |
| 3,4 | 2061B | 3' - 0" | 7' - 0" | A1 | 1 | WD | HM | - | - | - | - | - | - | 493G | NOTE 1 |
| - | 2063 | 3' - 0" | 7' - 0" | A1 | 1 | WD | HM | - | - | - | - | - | - | 303 | - |
| - | 2064 | 3' - 0" | 7' - 0" | A1 | 1 | WD | HM | - | - | - | - | - | - | 303 | - |
| - | 2065 | 3' - 0" | 7' - 0" | A1 | 1 | WD | HM | - | - | - | - | - | - | 373 | - |
| 3,4 | 2066A | 3' - 0" | 7' - 0" | A1 | 1 | WD | HM | - | - | - | - | - | - | 403G | NOTE 1 |
| 3,4 | 2066B | 3' - 0" | 7' - 0" | A1 | 1 | WD | HM | - | - | - | - | - | - | 403G | NOTE 1 |
| 3,4 | 2067A | 3' - 0" | 7' - 0" | A1 | 1 | WD | HM | - | - | - | - | - | - | 103G | NOTE 1 |
| 3,4 | 2067B | 3' - 0" | 7' - 0" | A1 | 1 | WD | HM | - | - | - | - | - | - | 103G | NOTE 1 |
| - | 2069 | 3' - 0" | 7' - 0" | A1 | 1 | WD | HM | - | - | - | - | - | - | 801 | - |
| - | 2070 | 3' - 0" | 7' - 0" | A1 | 1 | WD | HM | - | - | - | - | - | - | 801 | - |
| - | 2072 | 6' - 0" | 7' - 0" | A2 | 1 | WD | HM | - | - | - | - | - | - | 216 | - |
| 3,4 | 2073A | 6' - 0" | 7' - 0" | A2 | 1 | WD | HM | 2 | - | - | CR | - | - | C700CG | NOTE 1 |
| 3 | 2073B | 3' - 0" | 7' - 0" | A1 | 1 | WD | HM | 2 | - | - | CR | - | - | C701 | NOTE 1 |
| - | 2074 | 3' - 0" | 7' - 0" | A1 | 1 | WD | HM | - | - | - | - | - | - | 201 | - |
| - | 2075 | 3' - 0" | 7' - 0" | A1 | 1 | WD | HM | 6 | - | - | CR | - | - | CE201C | - |
| - | 2076 | 6' - 0" | 7' - 0" | A2 | 1 | WD | HM | 4 | - | - | - | - | - | 406 | - |
| 3,4 | 2078 | 3' - 0" | 7' - 0" | A1 | 1 | WD | HM | - | - | - | - | - | - | 403G | NOTE 1 |
| - | 2079 | 3' - 9" | 7' - 0" | A1 | 1 | WD | HM | - | - | - | CR | - | 90 | C741RW | - |

DOOR SCHEDULE

| DOOR REVISION | DOOR NUMBER | WIDTH | HEIGHT | DOOR TYPE | FRAME TYPE (MATERIALS AND FINISHES) | DOOR MATERIAL | FRAME MATERIAL | VISION PANEL & LOUVER TYPE | POWER OPERATOR (CONTROLS) | HOLD OPEN | DOOR CONTROL A | DOOR CONTROL B | FIRE RATING | HARDWARE | COMMENTS |
|---|---|---|---|---|---|---|---|---|---|---|---|---|---|---|---|
| LEVEL 03 | | | | | | | | | | | | | | | |
| 2,4 | 3000 | 6' - 0" | 7' - 0" | A2 | 1 | WD | HM | 2 | - | X | CR | - | - | C708 | |
| 3,4 | 3001 | 6' - 0" | 7' - 0" | A2 | 1 | WD | HM | 4 | - | - | - | - | - | 406G | NOTE 1 |
| - | 3002 | 3' - 0" | 7' - 0" | A1 | 1 | WD | HM | 4 | - | - | - | - | - | 501 | GLASS FILM (GF) |
| - | 3003 | 3' - 0" | 7' - 0" | A1 | 1 | WD | HM | - | - | - | - | - | - | 201 | - |
| - | 3005 | 3' - 0" | 7' - 0" | A1 | 1 | WD | HM | - | - | - | CR | - | - | CE201C | - |
| 3,4 | 3006A | 3' - 0" | 7' - 0" | A1 | 1 | WD | HM | 2 | - | - | - | - | - | 701G | NOTE 1 |
| 3,4 | 3006B | 3' - 6" | 7' - 0" | A1 | 1 | WD | HM | 2 | - | - | - | - | - | 701GW | NOTE 1 |
| 3,4 | 3006C | 3' - 0" | 7' - 0" | A1 | 1 | WD | HM | 2 | - | - | - | - | - | 701G | NOTE 1 |
| 1,4 | 3007 | 3' - 0" | 7' - 0" | A1 | 1 | WD | HM | 6 | - | - | CR | - | - | CE201C | - |
| - | 3008A | 3' - 0" | 7' - 0" | A1 | 1 | WD | HM | 4 | - | - | CR | - | - | CE201 | - |
| - | 3008B | 3' - 0" | 7' - 0" | A1 | 1 | WD | HM | 4 | - | - | - | - | - | 501 | GLASS FILM (GF) |
| - | 3010 | 3' - 0" | 7' - 0" | A1 | 1 | WD | HM | 4 | - | - | CR | - | - | CE201 | - |
| - | 3011 | 3' - 0" | 7' - 0" | A1 | 1 | WD | HM | - | - | - | - | - | - | 103 | - |
| - | 3012 | 3' - 0" | 7' - 0" | A1 | 1 | WD | HM | - | - | - | - | - | - | 103 | - |
| 4,5 | 3014 | 3' - 0" | 7' - 0" | A1 | 1 | WD | HM | - | - | - | - | - | - | 711C | - |
| 3,4 | 3015 | 3' - 0" | 7' - 0" | A1 | 1 | WD | HM | - | - | - | - | - | - | 103G | NOTE 1 |
| 3,4 | 3017 | 3' - 0" | 7' - 0" | A1 | 1 | WD | HM | - | - | - | - | - | - | 103G | NOTE 1 |
| - | 3018 | 2' - 6" | 7' - 0" | A1 | 1 | WD | HM | - | - | - | - | - | - | 203S | - |
| - | 3019 | 3' - 0" | 7' - 0" | A1 | 1 | WD | HM | - | - | - | - | - | - | 103 | - |
| 4 | 3020 | 3' - 0" | 7' - 0" | A1 | 1 | WD | HM | - | - | - | - | - | - | 103G | NOTE 1 |
| - | 3020A | 2' - 6" | 7' - 0" | A1 | 1 | WD | HM | - | - | - | - | - | - | 203S | - |
| 3,4 | 3021 | 3' - 0" | 7' - 0" | A1 | 1 | WD | HM | - | - | - | - | - | - | 403G | NOTE 1 |
| 3,4 | 3022 | 3' - 0" | 7' - 0" | A1 | 1 | WD | HM | - | - | - | - | - | - | 403G | NOTE 1 |
| - | 3023 | 3' - 0" | 7' - 0" | A1 | 1 | WD | HM | - | - | - | - | - | - | 103 | - |
| - | 3024 | 3' - 0" | 7' - 0" | A1 | 1 | WD | HM | - | - | - | - | - | - | 201 | - |
| - | 3025 | 3' - 0" | 7' - 0" | G2 | | WD | AL | - | | | | | - | AD01 | |
| - | 3026 | 3' - 0" | 7' - 0" | A1 | 1 | WD | HM | - | - | - | CR | - | - | CE201 | - |
| 3,4 | 3027 | 3' - 0" | 7' - 0" | A1 | 1 | WD | HM | 4 | - | - | - | - | - | 403G | NOTE 1 |
| - | 3028 | 3' - 0" | 7' - 0" | A1 | 1 | WD | HM | - | - | - | - | - | - | 103 | - |
| - | 3029 | 3' - 0" | 7' - 0" | A1 | 1 | WD | HM | - | - | - | - | - | - | 103 | - |
| - | 3030 | 3' - 0" | 7' - 0" | A1 | 1 | WD | HM | - | - | - | - | - | - | 103 | - |
| - | 3031 | 3' - 0" | 7' - 0" | A1 | 1 | WD | HM | - | - | - | - | - | - | 103 | - |
| 3,4 | 3032 | 3' - 0" | 7' - 0" | A1 | 1 | WD | HM | - | - | - | - | - | - | 103G | NOTE 1 |
| - | 3033 | 3' - 0" | 7' - 0" | A1 | 1 | WD | HM | - | - | - | - | - | - | 103 | - |
| - | 3034 | 3' - 0" | 7' - 0" | A1 | 1 | WD | HM | - | - | - | - | - | - | 501 | - |
| - | 3036 | 3' - 9" | 7' - 0" | A1 | 1 | WD | HM | - | - | - | CR | - | 90 | C741RW | - |
| 4 | 3037 | 3' - 0" | 7' - 0" | A1 | 1 | WD | HM | - | - | - | CR | - | - | CE201C | - |
| - | 3038 | 3' - 0" | 7' - 0" | A1 | 1 | WD | HM | 2 | - | - | CR | - | - | CE201 | - |
| 3,4 | 3039 | 3' - 0" | 7' - 0" | A1 | 1 | WD | HM | 4 | - | - | - | - | - | 403G | NOTE 1 |
| - | 3040 | 3' - 0" | 7' - 0" | A1 | 1 | WD | HM | - | - | - | - | - | - | 503 | - |
| - | 3042 | 3' - 0" | 7' - 0" | A1 | 1 | WD | HM | - | - | - | CR | - | 45 | CE201 | - |
| - | 3043 | 3' - 0" | 7' - 0" | A1 | 1 | WD | HM | - | - | - | - | - | - | 103 | - |
| - | 3045 | 3' - 0" | 7' - 0" | A1 | 1 | WD | HM | - | - | - | - | - | - | 103 | - |
| - | 3046 | 3' - 0" | 7' - 0" | A1 | 1 | WD | HM | - | - | - | - | - | - | 103 | - |
| - | 3047 | 3' - 0" | 7' - 0" | A1 | 1 | WD | HM | - | - | - | - | - | - | 103 | - |
| - | 3048 | 3' - 0" | 7' - 0" | A1 | 1 | WD | HM | - | - | - | - | - | - | 103 | - |
| 3,4 | 3049 | 3' - 0" | 7' - 0" | A1 | 1 | WD | HM | - | - | - | - | - | - | 103G | NOTE 1 |
| 3,4 | 3050 | 3' - 0" | 7' - 0" | A1 | 1 | WD | HM | - | - | - | - | - | - | 103G | NOTE 1 |
| 4 | 3051 | 3' - 0" | 7' - 0" | A1 | 1 | WD | HM | 2 | - | - | - | - | - | 701 | - |
| - | 3052 | 3' - 0" | 7' - 0" | A1 | 1 | WD | HM | - | - | - | - | - | - | 103 | - |
| - | 3053 | 3' - 0" | 7' - 0" | A1 | 1 | WD | HM | - | - | - | - | - | - | 103 | - |
| - | 3054 | 3' - 0" | 7' - 0" | A1 | 1 | WD | HM | - | - | - | - | - | - | 103 | - |
| - | 3055 | 3' - 0" | 7' - 0" | A1 | 1 | WD | HM | - | - | - | - | - | - | 103 | - |
| - | 3056 | 3' - 0" | 7' - 0" | A1 | 1 | WD | HM | - | - | - | - | - | - | 103 | - |
| - | 3057 | 3' - 0" | 7' - 0" | A1 | 1 | WD | HM | - | - | - | - | - | - | 103 | - |
| - | 3058 | 3' - 0" | 7' - 0" | A1 | 1 | WD | HM | - | - | - | - | - | - | 103 | - |
| - | 3059 | 3' - 0" | 7' - 0" | A1 | 1 | WD | HM | - | - | - | - | - | - | 103 | - |
| - | 3060 | 3' - 0" | 7' - 0" | A1 | 1 | WD | HM | - | - | - | - | - | - | 103 | - |
| - | 3061 | 3' - 0" | 7' - 0" | A1 | 1 | WD | HM | - | - | - | - | - | - | 103 | - |
| - | 3062 | 3' - 0" | 7' - 0" | A1 | 1 | WD | HM | - | - | - | - | - | - | 103 | - |
| - | 3063 | 3' - 0" | 7' - 0" | A1 | 1 | WD | HM | - | - | - | - | - | - | 103 | - |
| - | 3064 | 3' - 0" | 7' - 0" | A1 | 1 | WD | HM | - | - | - | - | - | - | 103 | - |
| - | 3065 | 3' - 0" | 7' - 0" | A1 | 1 | WD | HM | - | - | - | - | - | - | 103 | - |
| - | 3066 | 3' - 0" | 7' - 0" | A1 | 1 | WD | HM | - | - | - | - | - | - | 103 | - |
| - | 3067 | 3' - 0" | 7' - 0" | A1 | 1 | WD | HM | - | - | - | - | - | - | 103 | - |
| - | 3069 | 3' - 0" | 7' - 0" | A1 | 1 | WD | HM | - | - | - | - | - | - | 103 | - |
| - | 3070 | 3' - 0" | 7' - 0" | A1 | 1 | WD | HM | - | - | - | - | - | - | 103 | - |
| - | 3071 | 3' - 0" | 7' - 0" | A1 | 1 | WD | HM | - | - | - | - | - | - | 103 | - |
| - | 3072 | 3' - 0" | 7' - 0" | A1 | 1 | WD | HM | - | - | - | - | - | - | 103 | - |
| - | 3073 | 3' - 0" | 7' - 0" | A1 | 1 | WD | HM | - | - | - | - | - | - | 103 | - |
| - | 3074 | 3' - 0" | 7' - 0" | A1 | 1 | WD | HM | - | - | - | - | - | - | 103 | - |
| - | 3075 | 3' - 0" | 7' - 0" | A1 | 1 | WD | HM | 4 | - | - | - | - | - | 103 | - |
| - | 3076 | 3' - 0" | 7' - 0" | A1 | 1 | WD | HM | - | - | - | - | - | - | 103 | - |
| - | 3077 | 3' - 0" | 7' - 0" | A1 | 1 | WD | HM | - | - | - | - | - | - | 103 | - |
| - | 3078 | 3' - 0" | 7' - 0" | A1 | 1 | WD | HM | - | - | - | - | - | - | 103 | - |
| - | 3079 | 3' - 0" | 7' - 0" | A1 | 1 | WD | HM | - | - | - | - | - | - | 103 | - |
| - | 3080 | 3' - 0" | 7' - 0" | A1 | 1 | WD | HM | - | - | - | - | - | - | 103 | - |
| - | 3081 | 3' - 0" | 7' - 0" | A1 | 1 | WD | HM | - | - | - | - | - | - | 103 | - |
| - | 3082 | 3' - 0" | 7' - 0" | A1 | 1 | WD | HM | - | - | - | - | - | - | 103 | - |
| - | 3083 | 3' - 0" | 7' - 0" | A1 | 1 | WD | HM | - | - | - | - | - | - | 103 | - |
| - | 3084 | 3' - 0" | 7' - 0" | A1 | 1 | WD | HM | - | - | - | - | - | - | 103 | - |
| - | 3085 | 3' - 0" | 7' - 0" | A1 | 1 | WD | HM | - | - | - | - | - | - | 103 | - |
| - | 3086 | 3' - 0" | 7' - 0" | A1 | 1 | WD | HM | - | - | - | - | - | - | 103 | - |
| - | 3087 | 3' - 9" | 7' - 0" | A1 | 1 | WD | HM | - | - | - | CR | - | 90 | C741RW | - |
| - | 3089 | 3' - 0" | 7' - 0" | A1 | 1 | WD | HM | - | - | - | - | - | - | 103 | - |
| - | 3090 | 3' - 0" | 7' - 0" | A1 | 1 | WD | HM | - | - | - | - | - | - | 103 | - |
| 3,4 | 3091A | 3' - 0" | 7' - 0" | A1 | 1 | WD | HM | - | - | - | - | - | - | 503G | NOTE 1 |
| 3,4 | 3091B | 3' - 0" | 7' - 0" | A1 | 1 | WD | HM | - | - | - | - | - | - | 503G | NOTE 1 |
| - | 3093 | 3' - 0" | 7' - 0" | A1 | 1 | WD | HM | - | - | - | - | - | - | 103 | - |
| - | 3094 | 3' - 0" | 7' - 0" | A1 | 1 | WD | HM | - | - | - | - | - | - | 501 | - |
| - | 3095 | 3' - 0" | 7' - 0" | A1 | 1 | WD | HM | - | - | - | - | - | - | 103 | - |
| - | 3096 | 3' - 0" | 7' - 0" | A1 | 1 | WD | HM | - | - | - | - | - | - | 103 | - |
| - | 3097 | 3' - 0" | 7' - 0" | A1 | 1 | WD | HM | - | - | - | - | - | - | 103 | - |
| - | 3098 | 3' - 0" | 7' - 0" | A1 | 1 | WD | HM | - | - | - | - | - | - | 103 | - |
| - | 3099 | 3' - 0" | 7' - 0" | A1 | 1 | WD | HM | - | - | - | - | - | - | 103 | - |
| - | 3101 | 6' - 0" | 7' - 0" | A2 | 1 | WD | HM | - | - | - | - | - | - | 216 | - |
| - | 3102 | 6' - 0" | 7' - 0" | A2 | 1 | WD | HM | - | - | - | - | - | - | 216 | - |
| - | 3104 | 3' - 0" | 7' - 0" | A1 | 1 | WD | HM | - | - | - | - | - | - | 201C | - |
| - | 3105 | 3' - 0" | 7' - 0" | A1 | 1 | WD | HM | - | - | - | - | - | - | 801 | - |
| 3,4 | 3106A | 3' - 0" | 7' - 0" | A1 | 1 | WD | HM | 4 | - | - | - | - | - | 701G | NOTE 1 |
| 3,4 | 3106B | 3' - 0" | 7' - 0" | A1 | 1 | WD | HM | 4 | - | - | - | - | - | 701G | NOTE 1 |
| 3,4 | 3108 | 3' - 0" | 7' - 0" | A1 | 1 | WD | HM | 4 | - | - | - | - | - | 401 | NOTE 1 |
| - | 3109 | 3' - 0" | 7' - 0" | A1 | 1 | WD | HM | - | - | - | - | - | - | 801 | - |
| 3,4 | 3110A | 3' - 0" | 7' - 0" | A1 | 1 | WD | HM | 4 | - | - | - | - | - | 701CG | NOTE 1 |
| 3,4 | 3110B | 3' - 0" | 7' - 0" | A1 | 1 | WD | HM | 4 | - | - | - | - | - | 701G | NOTE 1 |
| - | 3111 | 6' - 0" | 7' - 0" | A2 | 1 | WD | HM | - | - | - | - | - | - | 216 | - |
| - | 3112 | 3' - 0" | 7' - 0" | A1 | 1 | WD | HM | 4 | - | - | CR | - | - | CE201 | - |
| LEVEL 04 - ROOF | | | | | | | | | | | | | | | |
| - | 4000 | 6' - 0" | 7' - 0" | A2 | 1 | HM | HM | - | - | - | - | - | 90 | 214 | |

3

NOTE:

1. DOOR FRAME SHALL RECEIVE 1/2" BULB SEAL SIMILAR TO PEMKO'S PEMKOPRENE DOOR GASKET; DOOR SHALL MAKE POSITIVE COMPRESSION AT THE DOOR GASKET AROUND THE ENTIRE PERIMETER

## DOOR TYPES

DOOR NOTES

1. CONTRACTORS TO USE THE ARCHITECT'S FLOOR PLAN DESIGNATION DOOR NUMBER IN ADDITION TO THE ROOM NUMBER ON ALL SHOP DRAWING SCHEDULE SUBMITTALS.

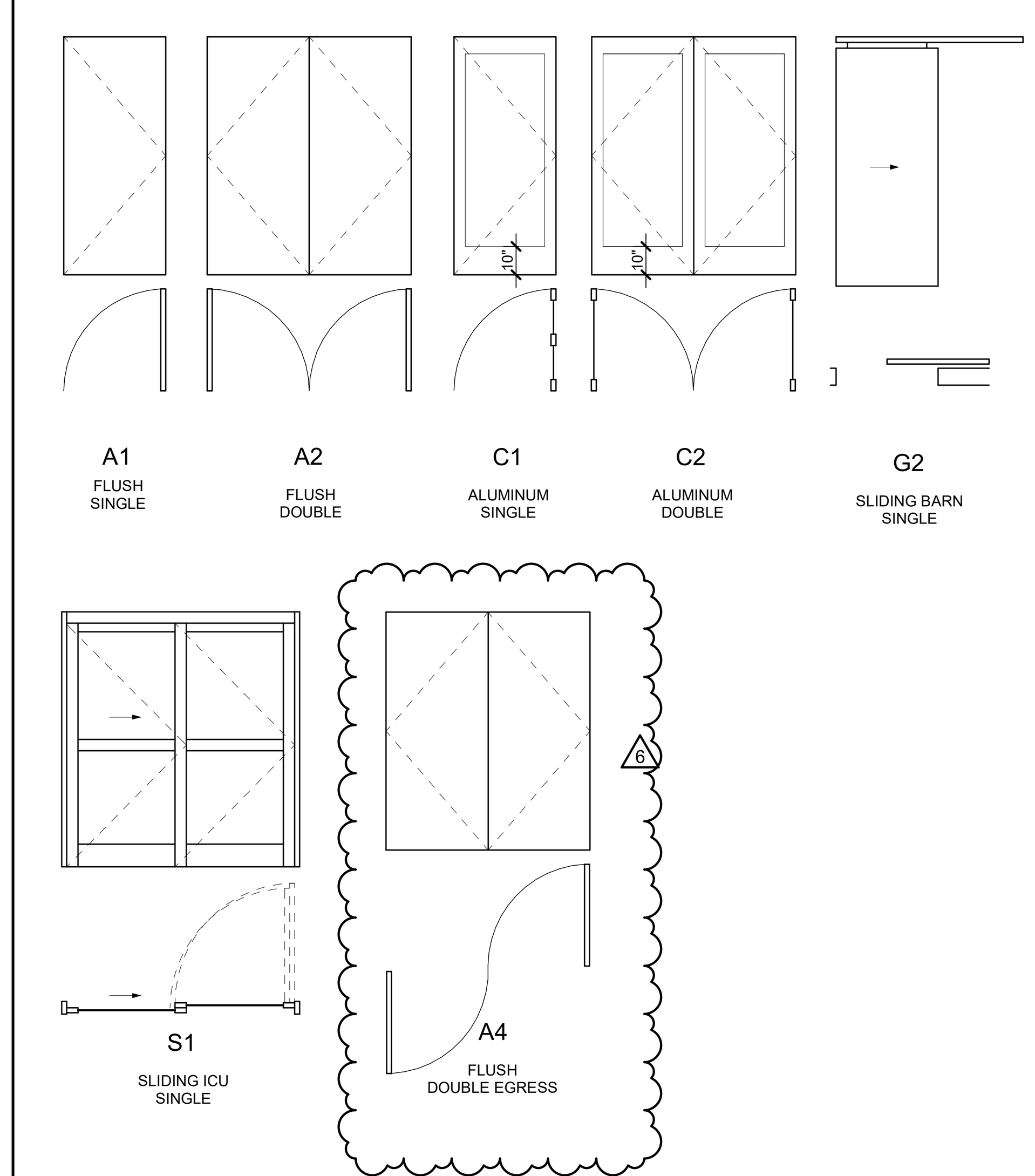



James R. Childers Architect, Inc.
45 South 4th Street
Fort Smith, AR 72901
479-783-2480
www.childersarchitect.com


PROFESSIONAL SEAL:

CONSULTANT LOGO:

CLIENT:

COLLEGE OF Osteopathic Medicine AT THE CHEROKEE NATION
TAHLEQUAH, OKLAHOMA

KEY PLAN:

PROJECT PHASE:
CONSTRUCTION DOCUMENTS

REVISIONS

| # | DATE | DESCRIPTION |
|---|---|---|
| 1 | 09/09/19 | ADDENDUM 01 |
| 2 | 09/16/19 | ADDENDUM 02 |
| 3 | 09/18/19 | ADDENDUM 03 |
| 4 | 09/20/19 | ADDENDUM 04 |
| 5 | 10/24/19 | ASI 01 |
| 6 | 11/15/19 | ASI 02 |

DATE: 08-23-19

JOB NUMBER: 17-13

SHEET NUMBER: A6.00

DOOR SCHEDULE / INFORMATION

## KEYNOTES

| | |
|---|---|
| 26.07 | RECEPTACLE TO BE MOUNTED AT 72" A.F.F AND CONNECTED TO INDIVIDUAL TOGGLE SWITCH FOR UNDERCABINET LIGHTING CONTROL. |
| 26.37 | JUNCTION BOX FOR MOTORIZED DOORS, REFER TO ARCHITECTURAL DRAWINGS FOR EXACT TERMINATION LOCATIONS. |
| 26.43 | RECEPTACLE TO BE MOUNTED AT 8' A.F.F. ELECTRICAL CONTRACTOR TO PROVIDE SUPPORT FOR RECEPTACLE. PROVIDE NEMA RECEPTACLE OF INDICATED SIZE WITH NEUTRAL WIRE. VERIFY ALL REQUIREMENTS WITH EQUIPMENT PROVIDER PRIOR TO ROUGH-IN. |
| 26.44 | PROVIDE NEMA RECEPTACLE OF INDICATED SIZE WITH NEUTRAL WIRE. VERIFY ALL REQUIREMENTS WITH EQUIPMENT PROVIDER PRIOR TO ROUGH-IN. |
| 26.56 | JUNCTION BOX FOR ACCESS CONTROL POWER. VERIFY LOCATION AND HEIGHT WITH ACCESS CONTROL VENDOR PRIOR TO ROUGH-IN. |

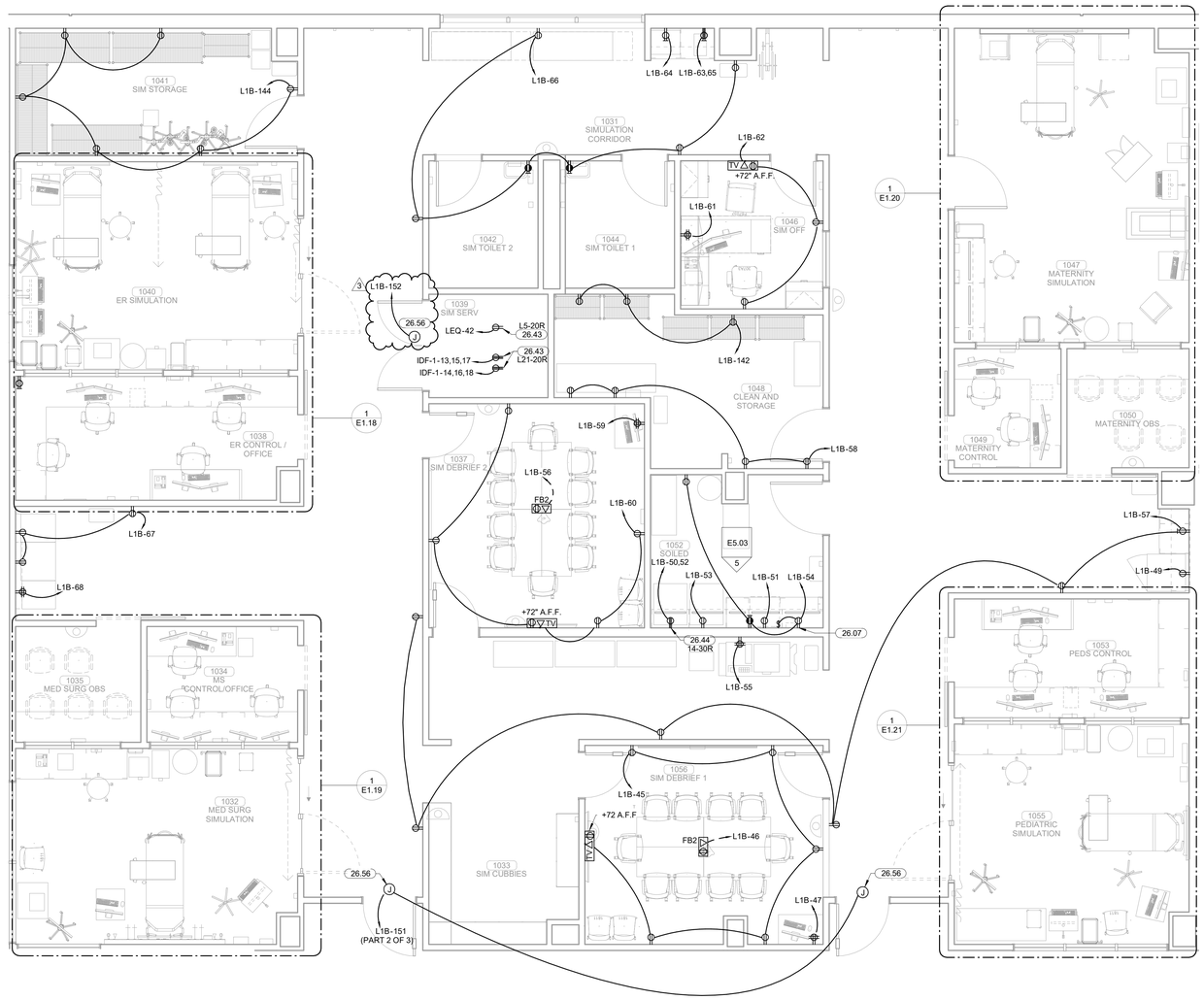


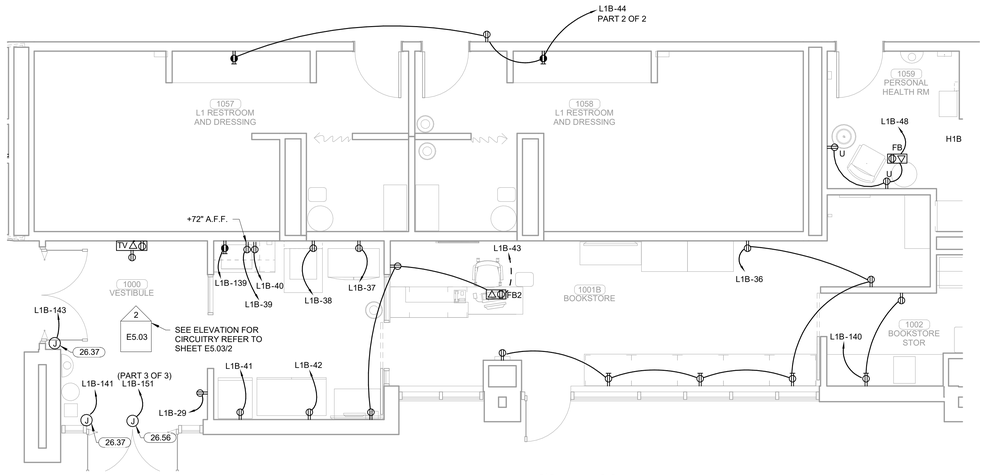


PLAN NORTH

TRUE NORTH

**1 ENLARGED POWER PLAN LEVEL 01 SECTOR 01**
1/4" = 1'-0"


James R. Childers Architect, Inc.
45 South 4th Street
Fort Smith, AR 72901
479-783-2480
www.childersarchitect.com


PROFESSIONAL SEAL:

LICENSED PROFESSIONAL ENGINEER
Robert Brandon Pinkerton
23042
OKLAHOMA
10/24/19

CONSULTANT LOGO:

HP ENGINEERING
PROJECT NO. 18163R
100 % COMPLETE
HP ENGINEERING INC.
5214 W. VILLAGE PARKWAY
SUITE 120
ROGERS, AR 72758
(479) 899-6370
www.hpengineeringinc.com

CLIENT:

THE CHEROKEE NATION SEAL SEPT. 6, 1839

# COLLEGE OF Osteopathic Medicine AT THE CHEROKEE NATION

TAHLEQUAH, OKLAHOMA

KEY PLAN:

02 | 01

PROJECT PHASE:

CONSTRUCTION DOCUMENTS

REVISIONS

| # | DATE | DESCRIPTION |
|---|---|---|
| 1 | 09-09-19 | Addendum 01 |
| 2 | 09-18-19 | Addendum 03 |
| 3 | 11-15-19 | ASI 02 |

| DATE: | JOB NUMBER: |
|---|---|
| 08-23-19 | 17-13 |

SHEET NUMBER:

E1.04

ENLARGED POWER PLAN LEVEL 01 SECTOR 01

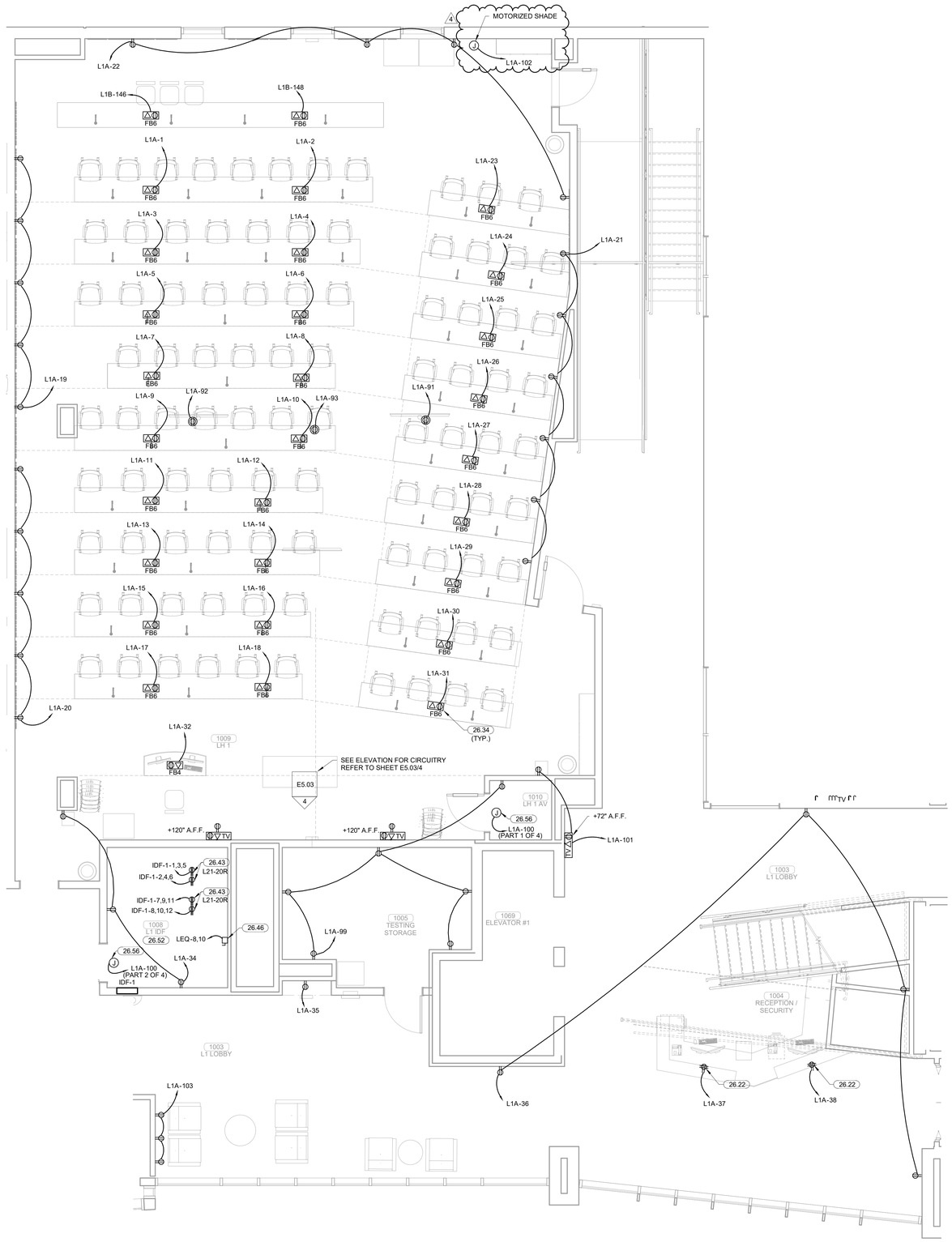


## 1 ENLARGED POWER PLAN LEVEL 01 SECTOR 02

1/4" = 1'-0"

## KEYNOTES

| | |
|---|---|
| 26.22 | ELECTRICAL CONTRACTOR TO COORDINATE INSTALLATION AND LOCATION WITH MILL WORK CONTRACTOR PRIOR TO ROUGH-IN. |
| 26.34 | COORDINATE LOCATIONS WITH FURNITURE MANUFACTURER PRIOR TO INSTALLATION. |
| 26.43 | RECEPTACLE TO BE MOUNTED AT 8' A.F.F. ELECTRICAL CONTRACTOR TO PROVIDE SUPPORT FOR RECEPTACLE. PROVIDE NEMA RECEPTACLE OF INDICATED SIZE WITH NEUTRAL WIRE. VERIFY ALL REQUIREMENTS WITH EQUIPMENT PROVIDER PRIOR TO ROUGH-IN. |
| 26.46 | 60A DISCONNECT 208-SINGLE PHASE CIRCUIT WITH NEUTRAL WIRE. ELECTRICAL CONTRACTOR TO PROVIDE CONNECTION FROM DISCONNECT TO RACK MOUNTED UPS. |
| 26.52 | ELECTRICAL CONTRACTOR TO PROPERLY SEAL PENETRATIONS THROUGH IDF/MDF/SERVER ROOM WALLS TO ENSURE PROPER PERFORMANCE OF CLEAN AGENT SUPPRESSION SYSTEM. SURFACE MOUNT ALL DEVICES AND CONDUIT IN THIS ROOM. |
| 26.56 | JUNCTION BOX FOR ACCESS CONTROL POWER. VERIFY LOCATION AND HEIGHT WITH ACCESS CONTROL VENDOR PRIOR TO ROUGH-IN. |


James R. Childers Architect, Inc.
45 South 4th Street
Fort Smith, AR 72901
479-783-2480
www.childersarchitect.com


PROFESSIONAL SEAL:

REGISTERED PROFESSIONAL ENGINEER
Robert Brandon Pinkerton
23042
OKLAHOMA
10/24/19

CONSULTANT LOGO:

HP ENGINEERING

PROJECT NO. 18163R
100 % COMPLETE


HP ENGINEERING INC.
5214 W. VILLAGE PARKWAY
SUITE 120
ROGERS, AR 72758
(479) 899-6370
www.hpengineeringinc.com


CLIENT:

THE CHEROKEE NATION
SEPT. 6, 1839

# COLLEGE OF Osteopathic Medicine AT THE CHEROKEE NATION

TAHLEQUAH, OKLAHOMA

KEY PLAN:

02 01

PROJECT PHASE:

CONSTRUCTION DOCUMENTS

REVISIONS

| # | DATE | DESCRIPTION |
|---|---|---|
| 1 | 09-09-19 | Addendum 01 |
| 2 | 09-16-19 | Addendum 02 |
| 3 | 09-18-19 | Addendum 03 |
| 4 | 11-15-19 | ASI 02 |

| DATE: | JOB NUMBER: |
|---|---|
| 08-23-19 | 17-13 |

SHEET NUMBER:

E1.05

ENLARGED POWER PLAN
LEVEL 01 SECTOR 02

## KEYNOTES

| | |
|---|---|
| 26.07 | RECEPTACLE TO BE MOUNTED AT 72" A.F.F AND CONNECTED TO INDIVIDUAL TOGGLE SWITCH FOR UNDERCABINET LIGHTING CONTROL. |
| 26.20 | VERIFY EXACT LOCATIONS AND CONDUIT ROUTING WITH ARCHITECT AND MILL WORK CONTRACTOR PRIOR TO ROUGH-IN. |
| 26.56 | JUNCTION BOX FOR ACCESS CONTROL POWER. VERIFY LOCATION AND HEIGHT WITH ACCESS CONTROL VENDOR PRIOR TO ROUGH-IN. |

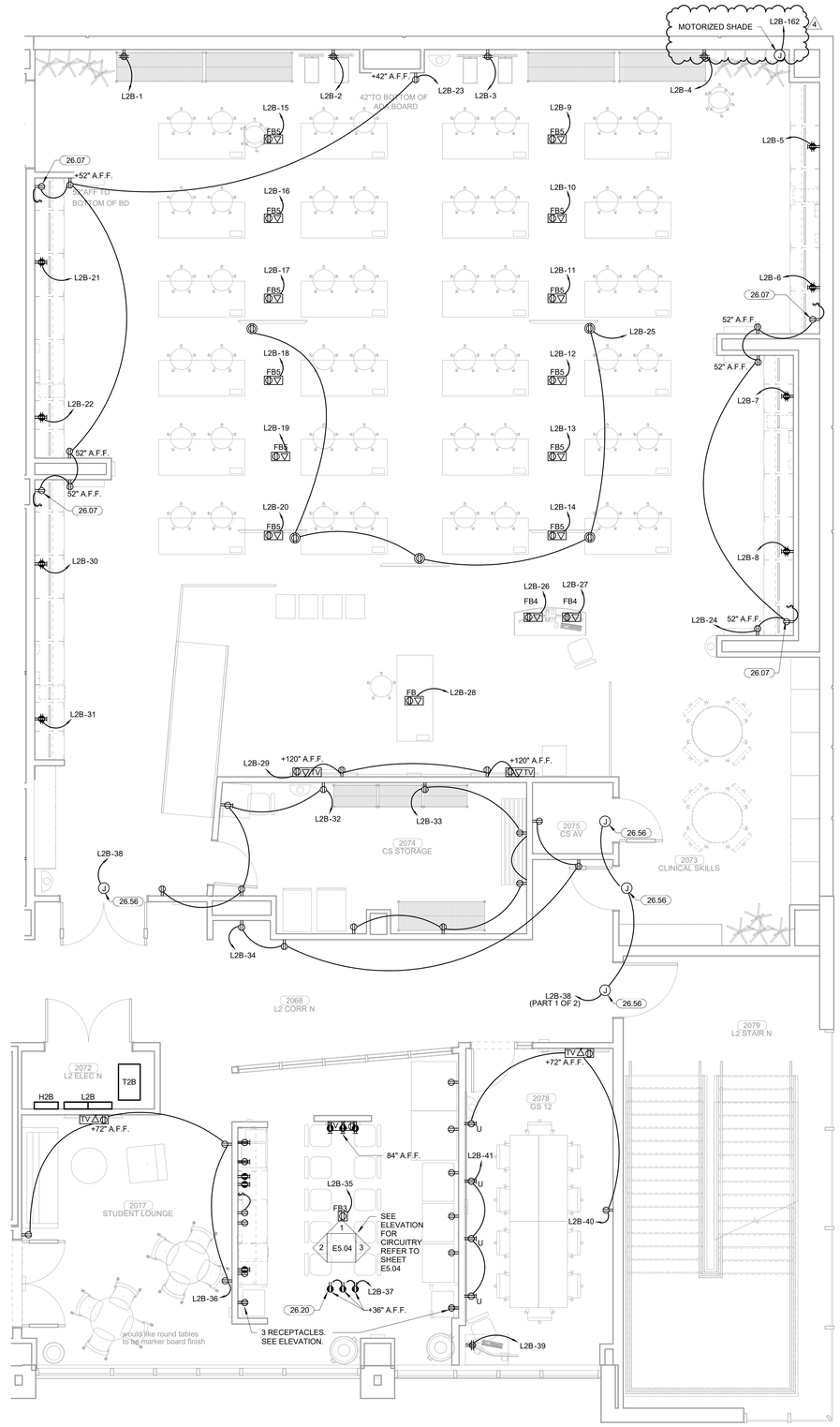


PLAN NORTH

TRUE NORTH

**1 ENLARGED POWER PLAN LEVEL 02 SECTOR 01**
1/4" = 1'-0"


James R. Childers Architect, Inc.
45 South 4th Street
Fort Smith, AR 72901
479-783-2480
www.childersarchitect.com


PROFESSIONAL SEAL:

REGISTERED PROFESSIONAL ENGINEER
Robert Brandon Pinkerton
23042
OKLAHOMA
10/24/19

CONSULTANT LOGO:

HP ENGINEERING

| PROJECT NO. | 18163R |
|---|---|
| 100 % COMPLETE | |


HP ENGINEERING INC.
5214 W. VILLAGE PARKWAY
SUITE 120
ROGERS, AR 72758
(479) 899-6370
www.hpengineeringinc.com


CLIENT:

THE CHEROKEE NATION TAHLEQUAH, OKLA. SEPT. 6, 1839

# COLLEGE OF Osteopathic Medicine AT THE CHEROKEE NATION

TAHLEQUAH, OKLAHOMA

KEY PLAN:

02 01

PROJECT PHASE:

CONSTRUCTION DOCUMENTS

REVISIONS

| # | DATE | DESCRIPTION |
|---|---|---|
| 1 | 09-09-19 | Addendum 01 |
| 2 | 09-18-19 | Addendum 03 |
| 3 | 10-24-19 | ASI 01 |
| 4 | 11-15-19 | ASI 02 |

| DATE: | JOB NUMBER: |
|---|---|
| 08-23-19 | 17-13 |

SHEET NUMBER:

E1.08

ENLARGED POWER PLAN LEVEL 02 SECTOR 01

## KEYNOTES

| | |
|---|---|
| 26.34 | COORDINATE LOCATIONS WITH FURNITURE MANUFACTURER PRIOR TO INSTALLATION. |
| 26.43 | RECEPTACLE TO BE MOUNTED AT 8' A.F.F. ELECTRICAL CONTRACTOR TO PROVIDE SUPPORT FOR RECEPTACLE. PROVIDE NEMA RECEPTACLE OF INDICATED SIZE WITH NEUTRAL WIRE. VERIFY ALL REQUIREMENTS WITH EQUIPMENT PROVIDER PRIOR TO ROUGH-IN. |
| 26.44 | PROVIDE NEMA RECEPTACLE OF INDICATED SIZE WITH NEUTRAL WIRE. VERIFY ALL REQUIREMENTS WITH EQUIPMENT PROVIDER PRIOR TO ROUGH-IN. |
| 26.46 | 60A DISCONNECT 208-SINGLE PHASE CIRCUIT WITH NEUTRAL WIRE. ELECTRICAL CONTRACTOR TO PROVIDE CONNECTION FROM DISCONNECT TO RACK MOUNTED UPS. |
| 26.52 | ELECTRICAL CONTRACTOR TO PROPERLY SEAL PENETRATIONS THROUGH IDF/MDF/SERVER ROOM WALLS TO ENSURE PROPER PERFORMANCE OF CLEAN AGENT SUPPRESSION SYSTEM. SURFACE MOUNT ALL DEVICES AND CONDUIT IN THIS ROOM. |
| 26.56 | JUNCTION BOX FOR ACCESS CONTROL POWER. VERIFY LOCATION AND HEIGHT WITH ACCESS CONTROL VENDOR PRIOR TO ROUGH-IN. |

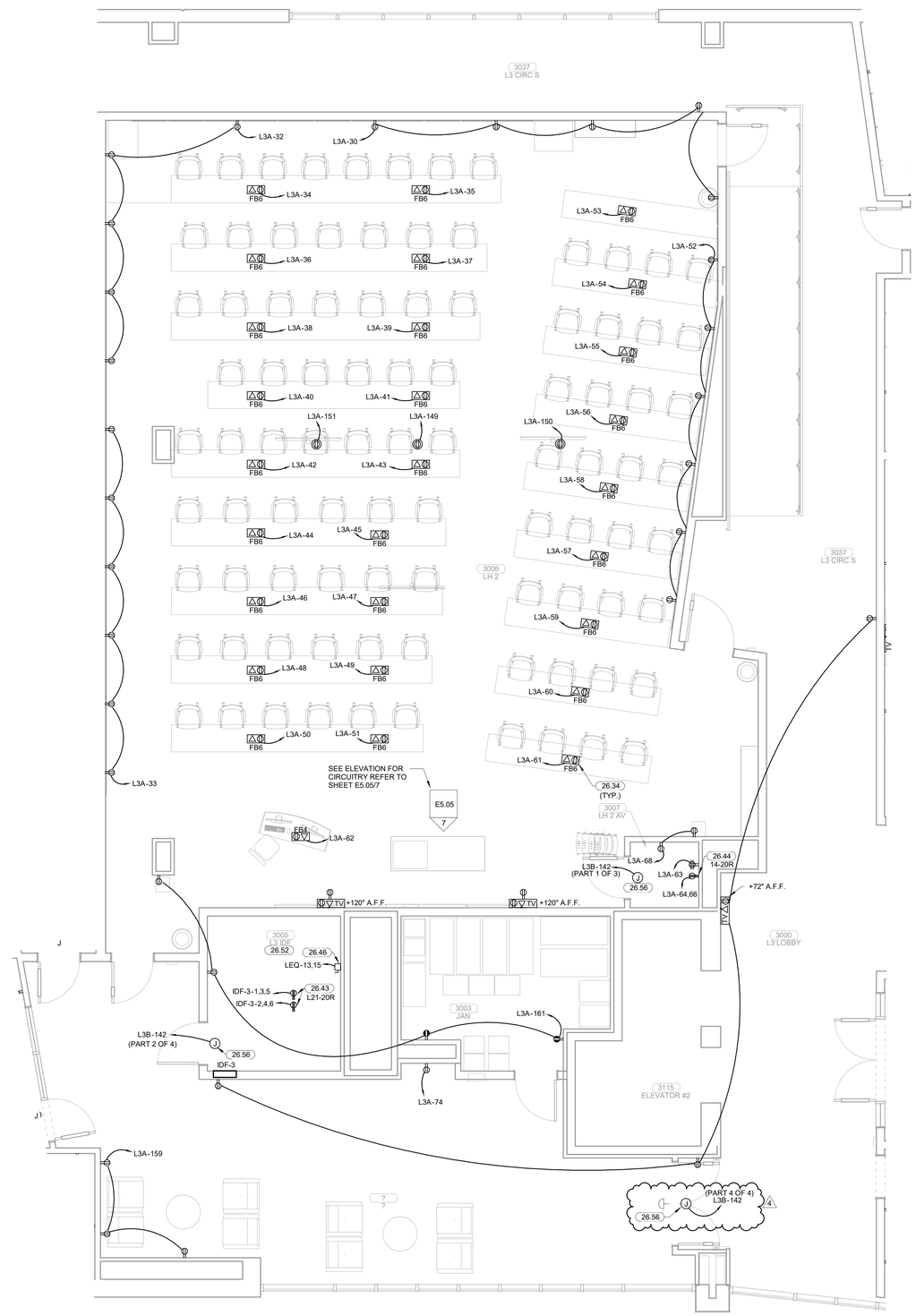


PLAN NORTH

TRUE NORTH

**1 ENLARGED POWER PLAN LEVEL 03 SECTOR 02**
1/4" = 1'-0"


James R. Childers Architect, Inc.
45 South 4th Street
Fort Smith, AR 72901
479-783-2480
www.childersarchitect.com


PROFESSIONAL SEAL:

Robert Brandon Pinkerton
23042
OKLAHOMA
10/24/19

CONSULTANT LOGO:

HP ENGINEERING

PROJECT NO. 18163R
100 % COMPLETE


HP ENGINEERING INC.
5214 W. VILLAGE PARKWAY
SUITE 120
ROGERS, AR 72758
(479) 899-6370
www.hpengineeringinc.com


CLIENT:

COLLEGE OF Osteopathic Medicine AT THE CHEROKEE NATION

TAHLEQUAH, OKLAHOMA

KEY PLAN:

02 01

PROJECT PHASE:

CONSTRUCTION DOCUMENTS

REVISIONS

| # | DATE | DESCRIPTION |
|---|---|---|
| 1 | 09-09-19 | Addendum 01 |
| 2 | 09-16-19 | Addendum 02 |
| 3 | 09-18-19 | Addendum 03 |
| 4 | 11-15-19 | ASI 02 |

| DATE: | JOB NUMBER: |
|---|---|
| 08-23-19 | 17-13 |

SHEET NUMBER:

E1.15

ENLARGED POWER PLAN LEVEL 03 SECTOR 02

| DATA DROP LEGEND | |
|---|---|
| CR | CARD READER: ONE DATA DROP REQUIRED. HID BADGE READER: G4TEC 32 BIT AND STD 26-BIT HID. |
| ▽ | TWO DATA DROPS UNLESS NOTED OTHERWISE ON PLANS. |
| ▽ | REFER TO FLOOR BOX SCHEDULE FOR DROP REQUIRMENTS |
| | CAMERA: ONE DATA DROP. MODEL: M3015 INTERIOR, P3227 EXTERIOR. |
| TV | TV BOX: ONE DATA DROP. |
| | CAMERA: ONE DATA DROP. MODEL: M3047 |
| AP | ACCESS POINT: TWO DATA DROPS. MODEL: MERAKI MR55. |
| 4 | CEILING MOUNTED DATA: TWO DATA DROPS. |
| REFER TO DRAWINGS FOR QUANTITIES OF DATA DROPS. | |
| COORDINATE ALL WIRING AND INSTALLTION REQUIREMENTS FOR SECURITY, CAMERAS, AND ACCESS CONTROL WITH CHEROKEE NATION. | |
| COORDINATE ALL WIRING AND INSTALLTION REQUIREMENTS FOR DATAS, ACCESS POINTS, AND OTHER IT EQUIPMENT WITH OSU IT. | |
| COORDINATE ALL WIRING AND INSTALLTION REQUIREMENTS FOR ALL AV EQUIPMENT WITH AV CONTRACTOR. | |

## KEYNOTES

26.09 DATA FOR SLAVE CLOCK TO BE MOUNTED AT +114" A.F.F.
26.10 DATA FOR SLAVE CLOCK TO BE MOUNTED AT +96" A.F.F.
26.19 DATA FOR SLAVE CLOCK TO BE MOUNTED AT +108" A.F.F.
26.21 DATA TO BE MOUNTED 48" A.F.F. FOR WALL PHONE.

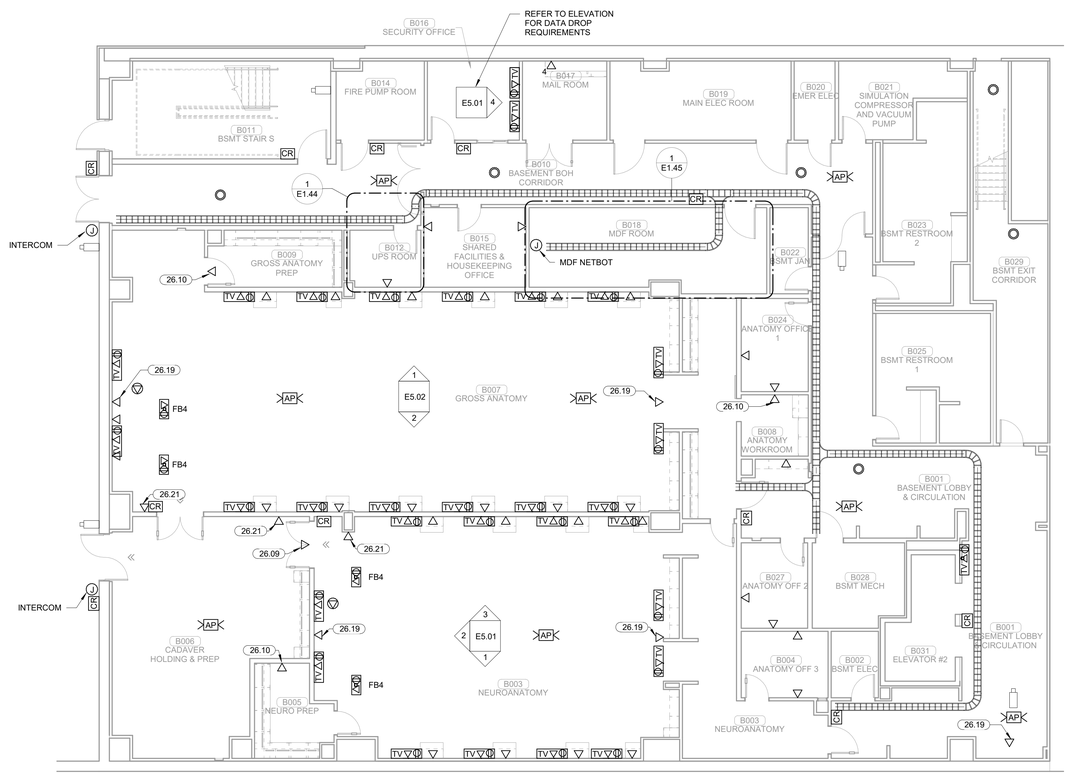


PLAN NORTH
TRUE NORTH

**1 SYSTEMS PLAN BASEMENT LEVEL SECTOR 02**
1/8" = 1'-0"


James R. Childers Architect, Inc.
45 South 4th Street
Fort Smith, AR 72901
479-783-2480
www.childersarchitect.com


PROFESSIONAL SEAL:
REGISTERED PROFESSIONAL ARCHITECT
Robert Brandon Pinkerton
28042
OKLAHOMA
10/24/19

CONSULTANT LOGO:
HP ENGINEERING
PROJECT NO. 18163R
100 % COMPLETE
HP ENGINEERING INC.
5214 W. VILLAGE PARKWAY
SUITE 120
ROGERS, AR 72758
(479) 899-6370
www.hpengineeringinc.com

CLIENT:
THE CHEROKEE NATION
SEPT. 6, 1839

COLLEGE OF Osteopathic Medicine AT THE CHEROKEE NATION
TAHLEQUAH, OKLAHOMA

KEY PLAN:
02
01

PROJECT PHASE:
CONSTRUCTION DOCUMENTS

| REVISIONS | | |
|---|---|---|
| # | DATE | DESCRIPTION |
| 1 | 09-09-19 | Addendum 01 |
| 2 | 09-16-19 | Addendum 02 |
| 3 | 09-18-19 | Addendum 03 |
| 4 | 11-15-19 | ASI 02 |

| DATE: | JOB NUMBER: |
|---|---|
| 08-23-19 | 17-13 |

SHEET NUMBER:
E1.37

SYSTEMS PLAN BASEMENT LEVEL SECTOR 02

## KEYNOTES

| | |
|---|---|
| 26.09 | DATA FOR SLAVE CLOCK TO BE MOUNTED AT +114" A.F.F. |
| 26.10 | DATA FOR SLAVE CLOCK TO BE MOUNTED AT +96" A.F.F. |
| 26.11 | DATA FOR SLAVE CLOCK TO BE MOUNTED AT +120" A.F.F. |
| 26.12 | DATA FOR SCHEDULING SYSTEM TO BE MOUNTED AT +48" A.F.F. |
| 26.21 | DATA TO BE MOUNTED 48" A.F.F. FOR WALL PHONE. |
| 26.22 | ELECTRICAL CONTRACTOR TO COORDINATE INSTALLATION AND LOCATION WITH MILL WORK CONTRACTOR PRIOR TO ROUGH-IN. |

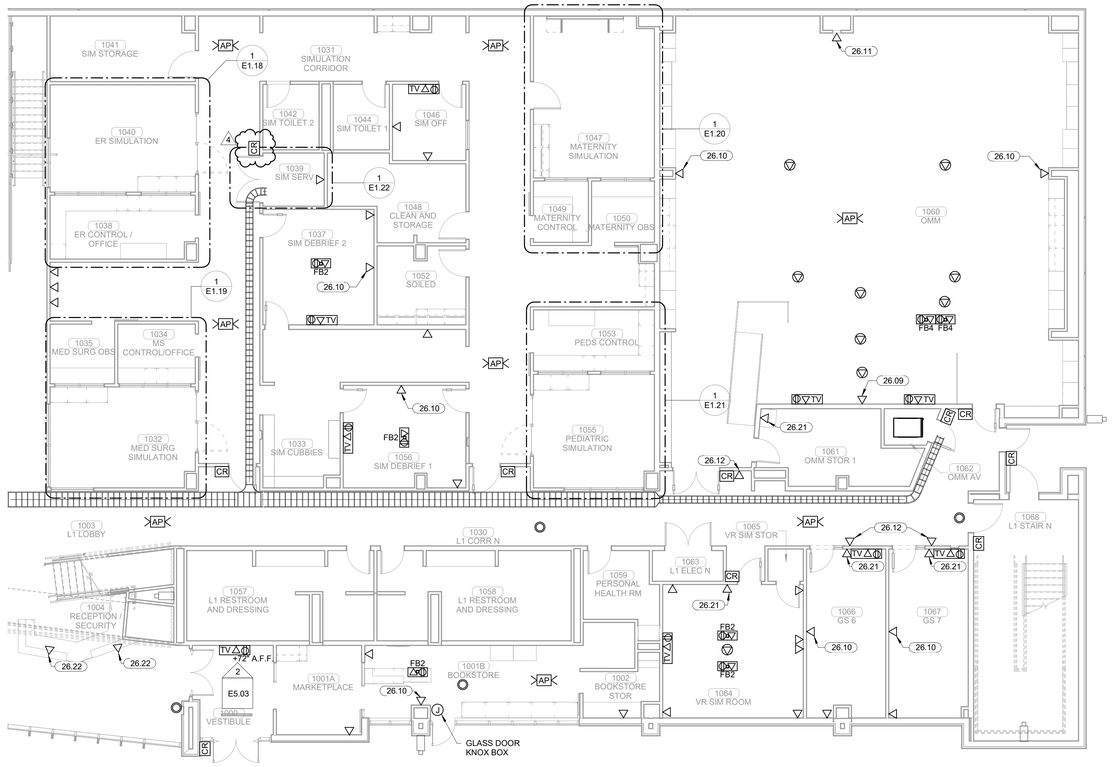


PLAN NORTH

TRUE NORTH

**1 SYSTEMS PLAN LEVEL 01 SECTOR 01**
1/8" = 1'-0"


James R. Childers Architect, Inc.
45 South 4th Street
Fort Smith, AR 72901
479-783-2480
www.childersarchitect.com


PROFESSIONAL SEAL:

Robert Brandon Pinkerton
23042
OKLAHOMA
10/24/19

CONSULTANT LOGO:

HP ENGINEERING

PROJECT NO. 18163R
100 % COMPLETE


HP ENGINEERING INC.
5214 W. VILLAGE PARKWAY
SUITE 120
ROGERS, AR 72758
(479) 899-5370
www.hpengineeringinc.com


CLIENT:

# COLLEGE OF Osteopathic Medicine AT THE CHEROKEE NATION

TAHLEQUAH, OKLAHOMA

KEY PLAN:

02 | 01

PROJECT PHASE:

CONSTRUCTION DOCUMENTS

REVISIONS

| # | DATE | DESCRIPTION |
|---|---|---|
| 1 | 09-09-19 | Addendum 01 |
| 2 | 09-16-19 | Addendum 02 |
| 3 | 09-18-19 | Addendum 03 |
| 4 | 11-15-19 | ASI 02 |

| DATE: | JOB NUMBER: |
|---|---|
| 08-23-19 | 17-13 |

SHEET NUMBER:

E1.38

SYSTEMS PLAN LEVEL 01 SECTOR 01

| KEYNOTES | |
|---|---|
| 26.10 | DATA FOR SLAVE CLOCK TO BE MOUNTED AT +96" A.F.F. |
| 26.11 | DATA FOR SLAVE CLOCK TO BE MOUNTED AT +120" A.F.F. |
| 26.12 | DATA FOR SCHEDULING SYSTEM TO BE MOUNTED AT +48" A.F.F. |
| 26.21 | DATA TO BE MOUNTED 48" A.F.F. FOR WALL PHONE. |

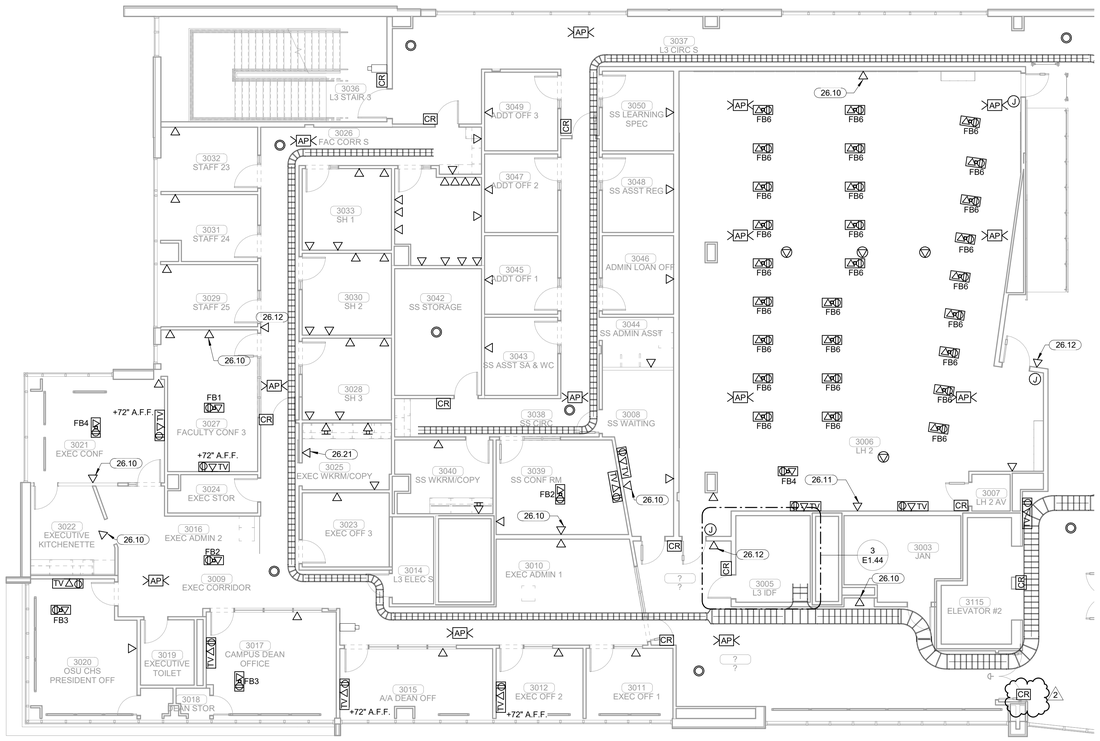


**1 SYSTEMS PLAN LEVEL 03 SECTOR 02**
1/8" = 1'-0"


James R. Childers Architect, Inc.
45 South 4th Street
Fort Smith, AR 72901
479-783-2480
www.childersarchitect.com


PROFESSIONAL SEAL:

LICENSED PROFESSIONAL ENGINEER
Robert Brandon Pinkerton
23042
OKLAHOMA
10/24/19

CONSULTANT LOGO:

HP ENGINEERING

PROJECT NO. 18163R
100 % COMPLETE


HP ENGINEERING INC.
5214 W. VILLAGE PARKWAY
SUITE 120
ROGERS, AR 72758
(479) 899-6370
www.hpengineeringinc.com


CLIENT:

SEAL OF THE CHEROKEE NATION
SEPT. 6, 1839

COLLEGE OF Osteopathic Medicine
AT THE CHEROKEE NATION
TAHLEQUAH, OKLAHOMA

KEY PLAN:

02 | 01

PROJECT PHASE:

CONSTRUCTION DOCUMENTS

REVISIONS

| # | DATE | DESCRIPTION |
|---|---|---|
| 1 | 09-16-19 | Addendum 02 |
| 2 | 11-15-19 | ASI 02 |

DATE: 08-23-19

JOB NUMBER: 17-13

SHEET NUMBER:

E1.43

SYSTEMS PLAN LEVEL 03 SECTOR 02

# LUMINAIRE SCHEDULE

NOTES:
1. EC SHALL PROVIDE A SUBMITTAL PACKAGE INCLUDING CUTSHEETS FOR EACH FIXTURE.
2. EC SHALL PROVIDE ALL ACCESSORIES FOR A COMPLETE ASSEMBLY INCLUDING MOUNTING HARDWARE.
3. THE MOUNTING TYPE OF EACH FIXTURE SHALL BE COMPATIBLE WITH INSTALLATION SURFACE OF EACH FIXTURE.
4. ALL FINISHES SHALL BE COORDINATED WITH ARCHITECT AND DOCUMENTED ON SUBMITTALS.

| TYPE | COLOR TEMP | LAMP | DIMMING | VOLTS | WATTS | DESCRIPTION | MANUFACTURER |
|---|---|---|---|---|---|---|---|
| B1 | 3500K | LED | 0-10V | 277 | 36 W | 2X4, TROFFER, 4000LM, 80CRI | METALUX - ST - 24CZ2 |
| B1E | 3500K | LED, 3500K | 10-100% | 120/277 | 49 W | 2X4, TROFFER, 4000LM, 80CRI, EMERGENCY INTEGRATED BATTERY | METALUX - ST - 24CZ2 |
| B2 | 3500K | LED | 0-10V | 277 | 19 W | 2X2, TROFFER, 2000LM, 80CRI | METALUX - ST - 22CZ2 |
| B3 | 4000K | LED | 0-10V | 277 | 96 W | 8X1, TROFFER, 11000LM, 80CRI | WILLIAMS - MDS |
| D1 | 3500K | LED | 10-100% | 277 | 18 W | 6", RECESSED, DOWNLIGHT, WHITE, 2000LM, 80CRI | HALO - PD6 |
| E1 | NA | LED | N/A | 120/277 | 10 W | EMERGENCY LIGHT, BUGEYE, SELF DIAGNOSTIC, INTEGRATED BATTERY | SURE LITES - APEL |
| F1 | 4000K | LED | NA | 277 | 44 W | 4' SURFACE STRIP, 4764LM | METALUX - SLSTP |
| F2 | 4000K | LED | NA | 277 | 32 W | 4' SURFACE STRIP, 4000LM GENERAL DISTRIBUTION, | METALUX - VAPORTITE |
| K1 | 4000K | LED | NA | 277 | 84 W | 36", SYMETRICAL 360 DEGREE BOLLARD | HYDREL - 3110C LED |
| L1 | 3500K | LED | 0-10V | 277 | 28 W | 5' 6", LED ROPE LIGHT IN 1.5" EXTRUSION, 386 LM PER FT, TRIMLESS FLANGELESS SHEET ROCK EDGE, 85CRI, E.C. TO VERIFY DRIVER TYPE AND ALL PROVIDE ALL NECESSARY ACCESSORIES FOR CUSTOM LENGTH FIXTURES | PURE EDGE - TRULINE 1.6A |
| L2 | 3500K | LED | 0-10V | 277 | 60 W | 11' 11", LED ROPE LIGHT IN 1.5" EXTRUSION, 386 LM PER FT, TRIMLESS FLANGELESS SHEET ROCK EDGE, 85CRI, E.C. TO VERIFY DRIVER TYPE AND ALL PROVIDE ALL NECESSARY ACCESSORIES FOR CUSTOM LENGTH FIXTURES | PURE EDGE - TRULINE 1.6A |
| L4 | 3500K | LED | 0-10V | 277 | 40 W | 8', LED ROPE LIGHT IN 1.5" EXTRUSION, 386 LM PER FT, TRIMLESS FLANGELESS SHEET ROCK EDGE, 85CRI, E.C. TO VERIFY DRIVER TYPE AND ALL PROVIDE ALL NECESSARY ACCESSORIES FOR CUSTOM LENGTH FIXTURES | PURE EDGE - TRULINE 1.6A |
| L5 | 3500K | LED | 0-10V | 277 | 286 W | 57' 2", LED ROPE LIGHT IN 1.5" EXTRUSION, 386 LM PER FT, TRIMLESS FLANGELESS SHEET ROCK EDGE, 85CRI, E.C. TO VERIFY DRIVER TYPE AND ALL PROVIDE ALL NECESSARY ACCESSORIES FOR CUSTOM LENGTH FIXTURES | PURE EDGE - TRULINE 1.6A |
| L6 | 3500K | LED | 0-10V | 277 | 160 W | 31' 8", LED ROPE LIGHT IN 1.5" EXTRUSION, 386 LM PER FT, TRIMLESS FLANGELESS SHEET ROCK EDGE, 85CRI, E.C. TO VERIFY DRIVER TYPE AND ALL PROVIDE ALL NECESSARY ACCESSORIES FOR CUSTOM LENGTH FIXTURES | PURE EDGE - TRULINE 1.6A |
| L7 | 3500K | LED | 0-10V | 277 | 62 W | 12' 3", LED ROPE LIGHT IN 1.5" EXTRUSION, 386 LM PER FT, TRIMLESS FLANGELESS SHEET ROCK EDGE, 85CRI, E.C. TO VERIFY DRIVER TYPE AND ALL PROVIDE ALL NECESSARY ACCESSORIES FOR CUSTOM LENGTH FIXTURES | PURE EDGE - TRULINE 1.6A |
| L8 | 3500K | LED | 0-10V | 277 | 111 W | 22' 2", LED ROPE LIGHT IN 1.5" EXTRUSION, 386 LM PER FT, TRIMLESS FLANGELESS SHEET ROCK EDGE, 85CRI, E.C. TO VERIFY DRIVER TYPE AND ALL PROVIDE ALL NECESSARY ACCESSORIES FOR CUSTOM LENGTH FIXTURES | PURE EDGE - TRULINE 1.6A |
| L9 | 3500K | LED | 0-10V | 277 | 29 W | 5' 8", LED ROPE LIGHT IN 1.5" EXTRUSION, 386 LM PER FT, TRIMLESS FLANGELESS SHEET ROCK EDGE, 85CRI, E.C. TO VERIFY DRIVER TYPE AND ALL PROVIDE ALL NECESSARY ACCESSORIES FOR CUSTOM LENGTH FIXTURES | PURE EDGE - TRULINE 1.6A |
| L11 | 3500K | LED | 0-10V | 277 | 501 W | 100' 1", LED ROPE LIGHT IN 1.5" EXTRUSION, 386 LM PER FT, TRIMLESS FLANGELESS SHEET ROCK EDGE, 85CRI, E.C. TO VERIFY DRIVER TYPE AND ALL PROVIDE ALL NECESSARY ACCESSORIES FOR CUSTOM LENGTH FIXTURES | PURE EDGE - TRULINE 1.6A |
| L12 | 3500K | LED | 0-10V | 277 | 105 W | 21', LED ROPE LIGHT IN 1.5" EXTRUSION, 386 LM PER FT, TRIMLESS FLANGELESS SHEET ROCK EDGE, 85CRI, E.C. TO VERIFY DRIVER TYPE AND ALL PROVIDE ALL NECESSARY ACCESSORIES FOR CUSTOM LENGTH FIXTURES | PURE EDGE - TRULINE 1.6A |
| L13 | 3500K | LED | 0-10V | 277 | 67 W | 13' 4", LED ROPE LIGHT IN 1.5" EXTRUSION, 386 LM PER FT, TRIMLESS FLANGELESS SHEET ROCK EDGE, 85CRI, E.C. TO VERIFY DRIVER TYPE AND ALL PROVIDE ALL NECESSARY ACCESSORIES FOR CUSTOM LENGTH FIXTURES | PURE EDGE - TRULINE 1.6A |
| L14 | 3500K | LED | 0-10V | 277 | 62 W | 12' 3", LED ROPE LIGHT IN 1.5" EXTRUSION, 386 LM PER FT, TRIMLESS FLANGELESS SHEET ROCK EDGE, 85CRI, E.C. TO VERIFY DRIVER TYPE AND ALL PROVIDE ALL NECESSARY ACCESSORIES FOR CUSTOM LENGTH FIXTURES | PURE EDGE - TRULINE 1.6A |
| L15 | 3500K | LED | 0-10V | 277 | 121 W | 24' 2", LED ROPE LIGHT IN 1.5" EXTRUSION, 386 LM PER FT, TRIMLESS FLANGELESS SHEET ROCK EDGE, 85CRI, E.C. TO VERIFY DRIVER TYPE AND ALL PROVIDE ALL NECESSARY ACCESSORIES FOR CUSTOM LENGTH FIXTURES | PURE EDGE - TRULINE 1.6A |
| L16 | 3500K | LED | 0-10V | 277 | 447 W | 89' 4", LED ROPE LIGHT IN 1.5" EXTRUSION, 386 LM PER FT, TRIMLESS FLANGELESS SHEET ROCK EDGE, 85CRI, E.C. TO VERIFY DRIVER TYPE AND ALL PROVIDE ALL NECESSARY ACCESSORIES FOR CUSTOM LENGTH FIXTURES | PURE EDGE - TRULINE 1.6A |
| L18 | 3500K | LED | 0-10V | 277 | 67 W | 13' 4", LED ROPE LIGHT IN 1.5" EXTRUSION, 386 LM PER FT, TRIMLESS FLANGELESS SHEET ROCK EDGE, 85CRI, E.C. TO VERIFY DRIVER TYPE AND ALL PROVIDE ALL NECESSARY ACCESSORIES FOR CUSTOM LENGTH FIXTURES | PURE EDGE - TRULINE 1.6A |
| L19 | 3500K | LED | 0-10V | 277 | 72 W | 14' 3", LED ROPE LIGHT IN 1.5" EXTRUSION, 386 LM PER FT, TRIMLESS FLANGELESS SHEET ROCK EDGE, 85CRI, E.C. TO VERIFY DRIVER TYPE AND ALL PROVIDE ALL NECESSARY ACCESSORIES FOR CUSTOM LENGTH FIXTURES | PURE EDGE - TRULINE 1.6A |
| L20 | 3500K | LED | 0-10V | 277 | 50 W | 10', LED ROPE LIGHT IN 1.5" EXTRUSION, 386 LM PER FT, TRIMLESS FLANGELESS SHEET ROCK EDGE, 85CRI, E.C. TO VERIFY DRIVER TYPE AND ALL PROVIDE ALL NECESSARY ACCESSORIES FOR CUSTOM LENGTH FIXTURES | PURE EDGE - TRULINE 1.6A |
| L21 | 3500K | LED | 0-10V | 277 | 293 W | 58' 7", LED ROPE LIGHT IN 1.5" EXTRUSION, 386 LM PER FT, TRIMLESS FLANGELESS SHEET ROCK EDGE, 85CRI, E.C. TO VERIFY DRIVER TYPE AND ALL PROVIDE ALL NECESSARY ACCESSORIES FOR CUSTOM LENGTH FIXTURES | PURE EDGE - TRULINE 1.6A |
| L22 | 3500K | LED | 0-10V | 277 | 41 W | 8' 2", LED ROPE LIGHT IN 1.5" EXTRUSION, 386 LM PER FT, TRIMLESS FLANGELESS SHEET ROCK EDGE, 85CRI, E.C. TO VERIFY DRIVER TYPE AND ALL PROVIDE ALL NECESSARY ACCESSORIES FOR CUSTOM LENGTH FIXTURES | PURE EDGE - TRULINE 1.6A |
| L23 | 3500K | LED | 0-10V | 277 | 293 W | 58' 5", LED ROPE LIGHT IN 1.5" EXTRUSION, 386 LM PER FT, TRIMLESS FLANGELESS SHEET ROCK EDGE, 85CRI, E.C. TO VERIFY DRIVER TYPE AND ALL PROVIDE ALL NECESSARY ACCESSORIES FOR CUSTOM LENGTH FIXTURES | PURE EDGE - TRULINE 1.6A |
| L24 | 3500K | LED | 0-10V | 277 | 38 W | 7' 6", LED ROPE LIGHT IN 1.5" EXTRUSION, 386 LM PER FT, TRIMLESS FLANGELESS SHEET ROCK EDGE, 85CRI, E.C. TO VERIFY DRIVER TYPE AND ALL PROVIDE ALL NECESSARY ACCESSORIES FOR CUSTOM LENGTH FIXTURES | PURE EDGE - TRULINE 1.6A |
| L25 | 3500K | LED | 0-10V | 277 | 54 W | 10' 8", LED ROPE LIGHT IN 1.5" EXTRUSION, 386 LM PER FT, TRIMLESS FLANGELESS SHEET ROCK EDGE, 85CRI, E.C. TO VERIFY DRIVER TYPE AND ALL PROVIDE ALL NECESSARY ACCESSORIES FOR CUSTOM LENGTH FIXTURES | PURE EDGE - TRULINE 1.6A |
| L26 | 3500K | LED | 0-10V | 277 | 43 W | 8' 6", LED ROPE LIGHT IN 1.5" EXTRUSION, 386 LM PER FT, TRIMLESS FLANGELESS SHEET ROCK EDGE, 85CRI, E.C. TO VERIFY DRIVER TYPE AND ALL PROVIDE ALL NECESSARY ACCESSORIES FOR CUSTOM LENGTH FIXTURES | PURE EDGE - TRULINE 1.6A |
| L27 | 3500K | LED | 0-10V | 277 | 57 W | 11' 6", LED ROPE LIGHT IN 1.5" EXTRUSION, 386 LM PER FT, TRIMLESS FLANGELESS SHEET ROCK EDGE, 85CRI, E.C. TO VERIFY DRIVER TYPE AND ALL PROVIDE ALL NECESSARY ACCESSORIES FOR CUSTOM LENGTH FIXTURES | PURE EDGE - TRULINE 1.6A |
| L28 | 3500K | LED | 0-10V | 277 | 228 W | 45' 6", LED ROPE LIGHT IN 1.5" EXTRUSION, 386 LM PER FT, TRIMLESS FLANGELESS SHEET ROCK EDGE, 85CRI, E.C. TO VERIFY DRIVER TYPE AND ALL PROVIDE ALL NECESSARY ACCESSORIES FOR CUSTOM LENGTH FIXTURES | PURE EDGE - TRULINE 1.6A |
| L29 | 3500K | LED | 0-10V | 277 | 42 W | 8'4", LED ROPE LIGHT IN 1.5" EXTRUSION, 386 LM PER FT, TRIMLESS FLANGELESS SHEET ROCK EDGE, 85CRI, E.C. TO VERIFY DRIVER TYPE AND ALL PROVIDE ALL NECESSARY ACCESSORIES FOR CUSTOM LENGTH FIXTURES | PURE EDGE - TRULINE 1.6A |
| L31 | 3500K | LED | 0-10V | 277 | 26 W | 5' 7", LED ROPE LIGHT IN 1.5" EXTRUSION, 386 LM PER FT, TRIMLESS FLANGELESS SHEET ROCK EDGE, 85CRI, E.C. TO VERIFY DRIVER TYPE AND ALL PROVIDE ALL NECESSARY ACCESSORIES FOR CUSTOM LENGTH FIXTURES | PURE EDGE - TRULINE 1.6A |
| L32 | 3500K | LED | 0-10V | 277 | 58 W | 11' 5", LED ROPE LIGHT IN 1.5" EXTRUSION, 386 LM PER FT, TRIMLESS FLANGELESS SHEET ROCK EDGE, 85CRI, E.C. TO VERIFY DRIVER TYPE AND ALL PROVIDE ALL NECESSARY ACCESSORIES FOR CUSTOM LENGTH FIXTURES | PURE EDGE - TRULINE 1.6A |
| L33 | 3500K | LED | 0-10V | 277 | 47 W | 9' 5", LED ROPE LIGHT IN 1.5" EXTRUSION, 386 LM PER FT, TRIMLESS FLANGELESS SHEET ROCK EDGE, 85CRI, E.C. TO VERIFY DRIVER TYPE AND ALL PROVIDE ALL NECESSARY ACCESSORIES FOR CUSTOM LENGTH FIXTURES | PURE EDGE - TRULINE 1.6A |
| L34 | 3500K | LED | 0-10V | 277 | 38 W | 4' STANDARD OUTPUT, WET LOCATION LINEAR FIXTURE, FLUSH GYP/ HARD LID, 80CRI, 2186 LM | A-LIGHT - D5 |
| L35 | 3500K | LED | 0-10V | 277 | 179 W | 15'5" SECTION, 31' SECTION, 13'11" SECTION, CLEAR, STATIC COLOR, STATIC WHITE SERIES 2 IP65 | ACOLYTE - AC1 SERIES 2 CHANNEL |
| L36 | 3500K | LED | 0-10V | 277 | 217 W | 10'9" SECTION, 42' SECTION, 19'5" SECTION, CLEAR, STATIC COLOR, STATIC WHITE SERIES 2 IP65 | ACOLYTE - AC1 SERIES 2 CHANNEL |
| L37 | 3500K | LED | 0-10V | 277 | 192 W | 20' SECTION, 43'4" SECTION, CLEAR, STATIC COLOR, STATIC WHITE SERIES 2 IP65 | ACOLYTE - AC1 SERIES 2 CHANNEL |
| L38 | 3500K | LED | NA | 277 | 225 W | 12'1" SECTION, 15'9" SECTION, 47' SECTION, CLEAR, STATIC COLOR, STATIC WHITE SERIES 2 IP65 | ACOLYTE - AC1 SERIES 2 CHANNEL |
| L39 | 3500K | LED | NA | 277 | 265 W | 88'4", CLEAR, STATIC COLOR, STATIC WHITE SERIES 2 IP20 | ACOLYTE - AC1 SERIES 2 CHANNEL |
| L41 | 3500K | LED | 0-10V | 277 | 38 W | 4' STANDARD OUTPUT, WET LOCATION LINEAR FIXTURE, FLUSH GYP/ HARD LID, 80CRI, 2186 LM | A-LIGHT - D5 |
| P1 | 3500K | LED | 0-10V | 277 | 37 W | 8", PENDANT, CABLE, 4601LM | GLIGHTING - SIDNEY |
| P2 | 3500K | LED | 0-10V | 120 | 37 W | 6.75", PENDANT, CABLE, 1200LM, AMBER | NICHE - AXIA |
| P3 | 3500K | LED | 0-10V | 277 | 39 W | 32", PENDANT, STEM MOUNT, 4000LM, OSU ORANGE POWDER COAT FINISH. | GLIGHTING - MEDI |
| Q1 | 4000K | LED | NA | 120 | 100 W | 2X2, RECESS MOUNTED, STROBE-GUIDED REMOTE CONTROL | SKYTRON - LUCINA 4 |
| S1E | 3500K | LED | STANDARD | 277 | 38 W | 4' STAIR LIGHTER STRIP, INTEGRATED OCCUPANCY SENSOR, 4015LM, EMERGENCY INTEGRATED BATTERY | METALUX - SWLED |
| SL1 | 4000K | LED | NA | 277 | 684 W | 25' POLE LIGHT,4 SQUARES, TYPE 4 WITH FORWARD THROW, BLACK, TRIPLE 2, 24074 LM | EATON - GLNA |
| U1 | 3500K | LED | NA | 120 | 50 W | 4', UNDERCABINET LIGHT, EDC-1 | FAIL-SAFE - UCL |
| U2 | 3500K | LED | NA | 120 | 26 W | 3', UNDERCABINET LIGHT, EDC-1 | FAIL-SAFE - UCL |
| U3 | 3500K | LED | NA | 120 | 18 W | 2', UNDERCABINET LIGHT, EDC-1 | FAIL-SAFE - UCL |
| W1 | 4000K | LED | NA | 277 | 18 W | WALL PACK, DOWN THROW, 1750 LM BLACK, WIDE FLOOD | FC LIGHTING - FCW1034 |
| W2 | 4000K | LED | NA | 277 | 54 W | WALL PACK, UP/DOWN THROW, 2125 LM, BLACK, WIDE FLOOD | FC LIGHTING - FCW1035 |
| W3 | 4000K | LED | NA | 277 | 18 W | WALL PACK, UP THROW, 1750 LM BLACK, WIDE FLOOD | FC LIGHTING - FCW1033 |
| X1 | | LED | NA | 277 | 5 W | EXIT SIGN, EDGELIT, SELF DIAGNOSTIC, RED LETTERS, WHITE, EMERGENCY | SURE LITES - EAX |

# LIGHTING ZONE SCHEDULE

| WT | EMERGENCY EGRESS | OCCUPANCY SENSOR | SWITCH TYPE | MOTORIZED SHADING |
|---|---|---|---|---|
| SOUTH STAIRS | YES | INTEGRATED OCC SENSOR | NA | NA |
| ZONE 1 | YES | CEILING | NA | NA |
| ZONE 2 | YES | SWITCH | MANUAL | NA |
| ZONE 3 | YES | SWITCH | DIMMER/ OS | NA |
| ZONE 4 | YES | SWITCH | DIMMER/ OS | NA |
| ZONE 5 | YES | NA | MANUAL | NA |
| ZONE 6 | YES | NA | MANUAL | NA |
| ZONE 7 | NO | CEILING | MANUAL | NA |
| ZONE 8 | YES | CEILING | NA | NA |
| ZONE 9 | YES | CEILING | NA | NA |
| ZONE 10 | YES | CEILING | TS | NA |
| ZONE 11 | NO | SWITCH | OS | NA |
| ZONE 12 | YES | SWITCH | OS | NA |
| ZONE 13 | YES | SWITCH | DIMMER/ OS | NA |
| ZONE 14 | YES | NA | MANUAL | NA |
| ZONE 15 | YES | SWITCH | OS | NA |
| ZONE 16 | NO | SWITCH | DIMMER/ OS | NA |
| ZONE 18 | NO | SWITCH | DIMMER/ OS | NA |
| ZONE 19 | NO | SWITCH | OS | NA |
| ZONE 20 | YES | SWITCH | DIMMER/ OS | NA |
| ZONE 21 | YES | NO | MANUAL | NA |
| ZONE 22 | YES | CEILING | TS | NA |
| ZONE 23 | YES | CEILING | NA | NA |
| ZONE 25 | NO | SWITCH | DIMMER/ OS | NA |
| ZONE 26 | NO | CEILING | DIMMER | NA |
| ZONE 27 | YES | INTEGRATED OCC SENSOR | NA | NA |
| ZONE 28 | YES | CEILING | NA | NA |

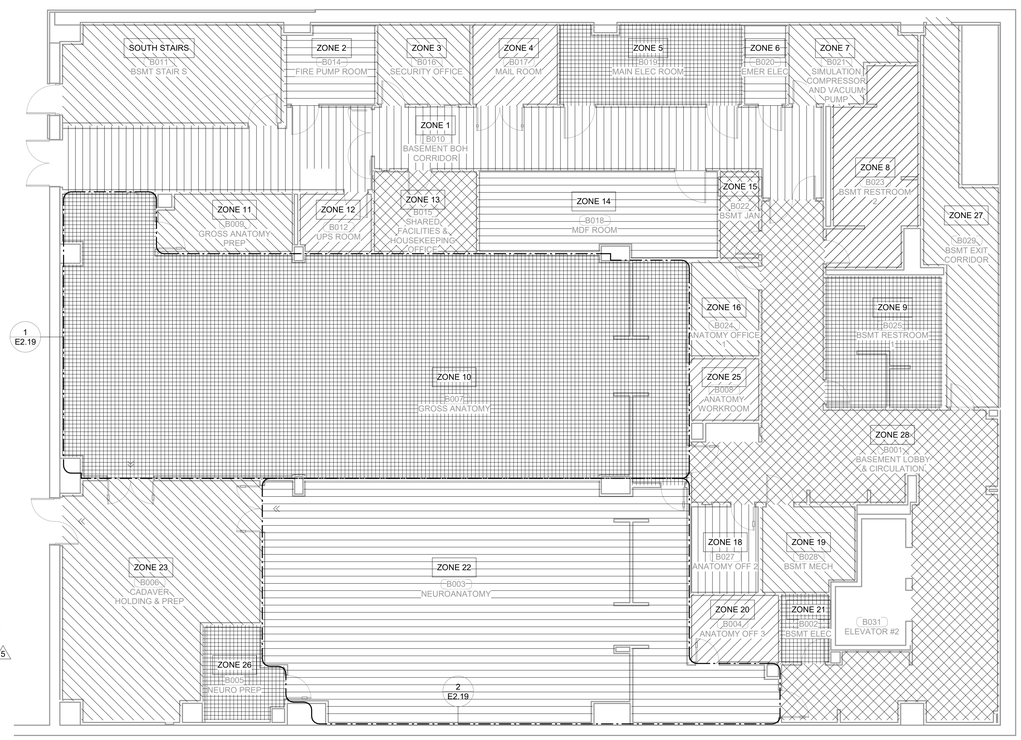


PLAN NORTH

TRUE NORTH

**1 LIGHTING ZONE PLAN BASEMENT LEVEL SECTOR 02**
1/8" = 1'-0"


James R. Childers Architect, Inc.
45 South 4th Street
Fort Smith, AR 72901
479-783-2480
www.childersarchitect.com


PROFESSIONAL SEAL:

LICENSED PROFESSIONAL ENGINEER
Robert Brandon Pinkerton
23042
OKLAHOMA
10/24/19

CONSULTANT LOGO:

HP ENGINEERING
PROJECT NO. 18163R
100 % COMPLETE
HP ENGINEERING INC.
5214 W. VILLAGE PARKWAY
SUITE 120
ROGERS, AR 72758
(479) 899-6370
www.hpengineeringinc.com

CLIENT:

COLLEGE OF Osteopathic Medicine AT THE CHEROKEE NATION
TAHLEQUAH, OKLAHOMA

KEY PLAN:

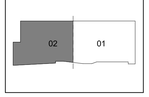


PROJECT PHASE:

CONSTRUCTION DOCUMENTS

REVISIONS

| # | DATE | DESCRIPTION |
|---|---|---|
| 1 | 09-09-19 | Addendum 01 |
| 2 | 09-16-19 | Addendum 02 |
| 3 | 09-20-19 | Addendum 04 |
| 4 | 10-24-19 | ASI 01 |
| 5 | 11-15-19 | ASI 02 |

DATE: 08-23-19

JOB NUMBER: 17-13

SHEET NUMBER: E2.01

LIGHTING ZONE PLAN - BASEMENT LEVEL