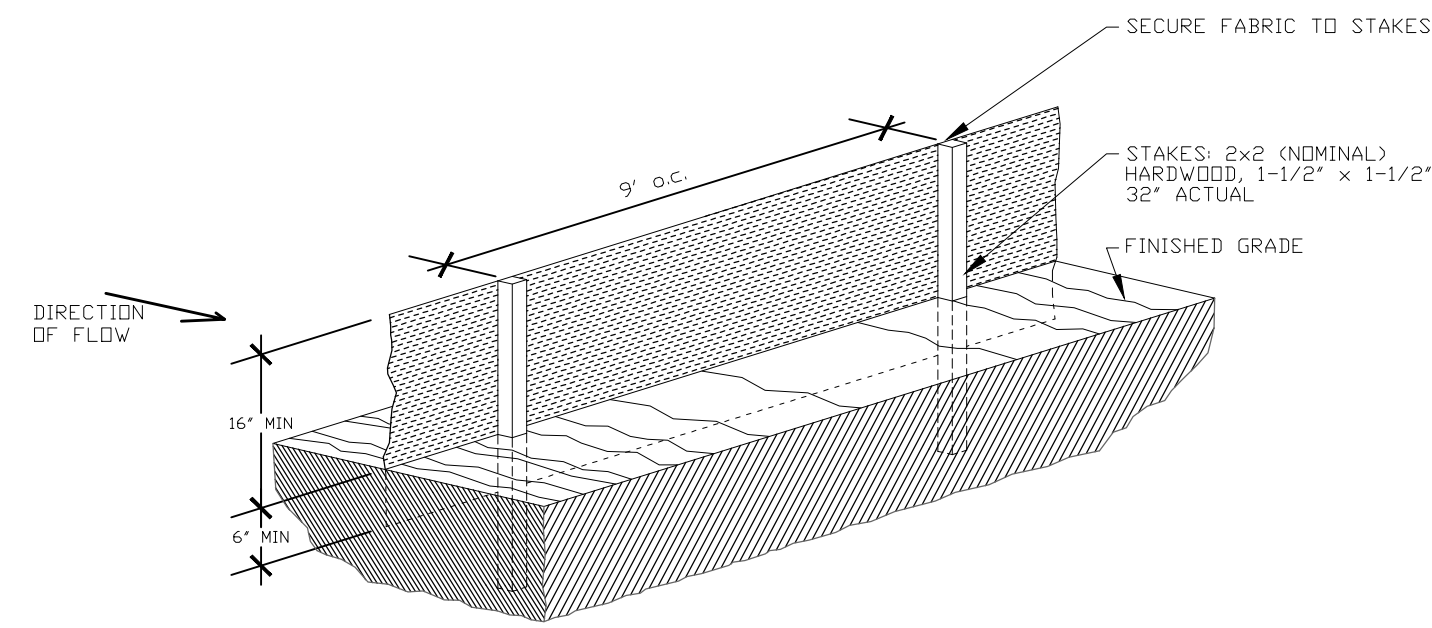
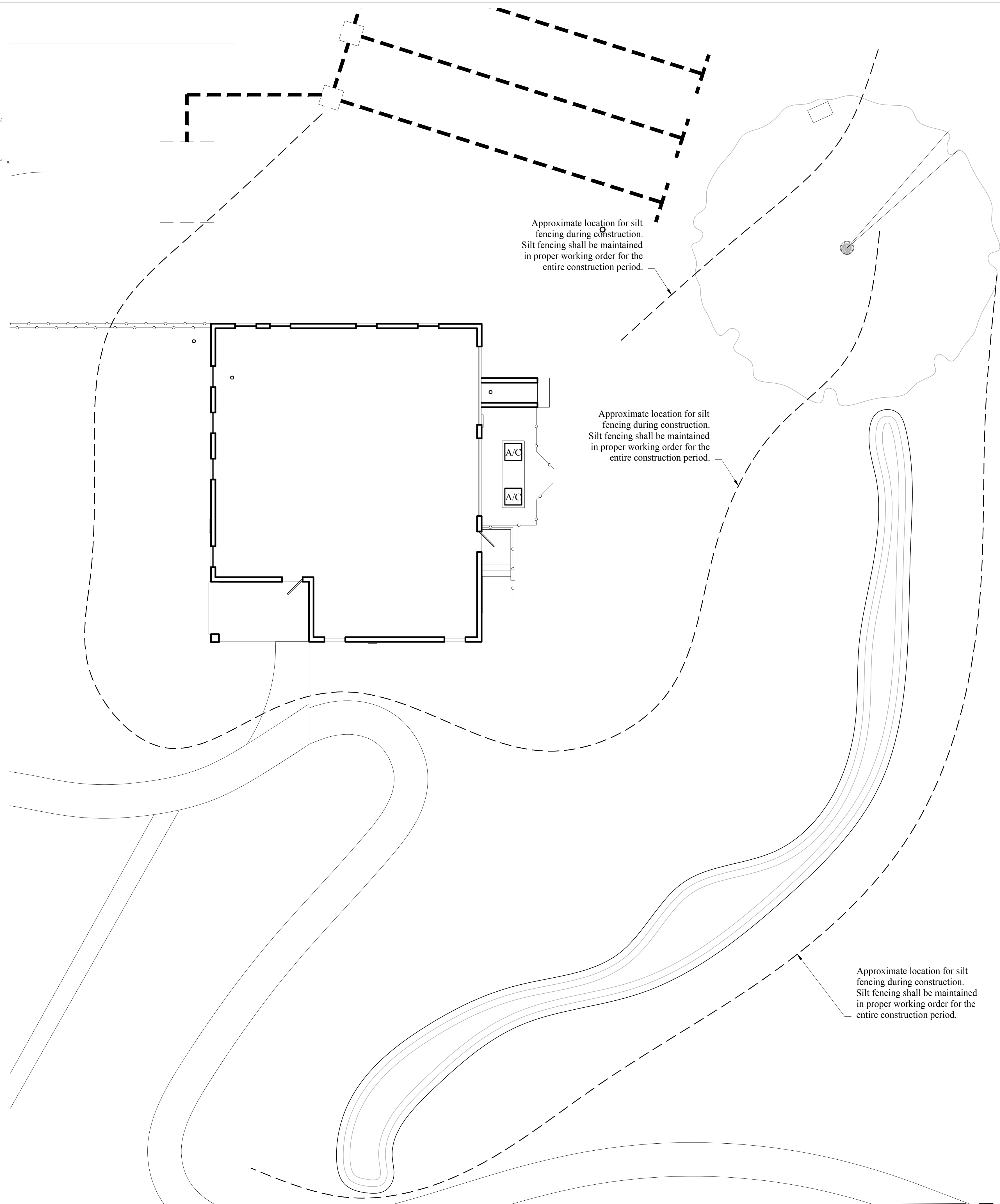


Silt Fence, 16" Above Ground, 32" Wood Stakes




1. SILT FENCE SHALL BE CONSTRUCTED BEFORE UPSLOPE GROUND COVER IS REMOVED. CLEARING, GRUBBING, AND STUMPING CAN OCCUR BEFORE SILT FENCE INSTALLATION IF GROUND COVER IS NOT REMOVED.
2. ALL SILT FENCE SHALL BE PLACED AS CLOSE TO THE CONTOUR AS POSSIBLE SO THAT WATER WILL NOT CONCENTRATE AT LOW POINTS IN THE FENCE AND SO THAT SMALL SWALES OR DEPRESSIONS THAT MAY CARRY SMALL CONCENTRATED FLOWS TO THE SILT FENCE ARE DISSIPATED ALONG ITS LENGTH.
3. ENDS OF THE SILT FENCES SHALL BE BROUGHT UPSLOPE SLIGHTLY SO THAT WATER PONDED BY THE SILT FENCE WILL BE PREVENTED FROM FLOWING AROUND THE ENDS.
4. SILT FENCE SHOULD PREFERABLY BE A MINIMUM OF 10 FEET FROM THE TOE OF SLOPE.
5. THE TRENCH SHALL BE MADE WITH A TRENCHER, CABLE LAYING MACHINE, SLICING MACHINE, OR OTHER SUITABLE DEVICE THAT WILL ENSURE AN ADEQUATELY UNIFORM TRENCH DEPTH.
6. WHERE TWO SECTIONS OF PREFABRICATED SILT FENCE ARE COMBINED INTO ONE RUN, THE END POSTS SHALL BE CONNECTED TOGETHER, NOT SIMPLY OVERLAPPED.
7. SILT FENCE SHALL ALLOW RUNOFF TO PASS ONLY AS DIFFUSE FLOW THROUGH THE GEOTEXTILE. IF RUNOFF OVERTOPS THE SILT FENCE, FLOWS AROUND THE ENDS, OR IN ANY OTHER WAY BECOMES A CONCENTRATED FLOW, ONE OF THE FOLLOWING SHALL BE PERFORMED, AS APPROPRIATE: A) AN ADDITIONAL RUN OF SILT FENCE SHALL BE PLACED UPSTREAM, B) THE LAYOUT OF THE SILT FENCE SHALL BE CHANGED, C) ACCUMULATED SEDIMENT SHALL BE REMOVED, OR D) OTHER PRACTICES SHALL BE IMPLEMENTED.
8. SEDIMENT DEPOSITS SHALL BE REMOVED WHEN THE DEPOSIT REACHES APPROXIMATELY ONE-HALF OF THE HEIGHT OF THE SILT FENCE.
9. ALL STOCKPILES SHALL BE INCIRCLED WITH SILT FENCE.
10. SILT FENCE FABRIC SHALL MEET THE FOLLOWING SPECIFICATIONS: MINIMUM TENSILE STRENGTH 120 LBS., ASTM D 4632; MAXIMUM ELONGATION AT 60 LBS., 15%; ASTM D 4632; MINIMUM PUNCTURE STRENGTH 50 LBS., ASTM D 4633; MINIMUM TEAR STRENGTH 40 LBS., ASTM D 4533; APPARENT OPENING SIZE, $\leq 0.084\text{mm}$, ASTM D 4751; MINIMUM PERMITTIVITY $1 \times 10^{-25}\text{SEC}^{-1}$, ASTM D 4491; WATER FLOW RATE $15\text{GAL}/\text{MIN}/\text{SQ. FT.}$; UV EXPOSURE STRENGTH RETENTION, 70%; ASTM G 4355.



7022 South Birmingham Court Tulsa, Oklahoma 74136
 Ph- 918.232.4978
 E-Mail - carl.sobo@gmail.com



Revisions		
#	Description	Date



Project
John Ross Museum
 22366 S. 530 Road
 Park Hill, Oklahoma 74451

Sheet Title
Storm Water Mitigation

Scale: 1" = 8'-0"
 Drawn: KRC
 Checked: CJS
 Issue Date: 11/1/19

Sheet #:
L6