




2007
**CHEROKEE CASINO
 EXPANSION**
 Catoosa, Oklahoma

ARCHITECT:



Thalden • Boyd Architects

A Native American Firm
 16 East 16th Street, Suite 500
 Tulsa, Oklahoma 74103
 Phone: (918) 587-7142
 St. Louis, MO Las Vegas, NV

THALDEN BOYD ARCHITECTS, LLC
 COPYRIGHT 2007

THIS DOCUMENT AND ANY PARTS HEREOF ARE THE PROPERTY OF THALDEN BOYD ARCHITECTS, LLC. NO PARTS OF THIS DOCUMENT ARE TO BE REPRODUCED WITHOUT WRITTEN CONSENT.

CONSULTANTS:

CIVIL ENGINEERING:
 RK & ASSOCIATES
 1000 N. W. 10th Street
 TULSA, OKLAHOMA 74103
 PHONE: (918) 587-3000
 FAX: (918) 587-3000

MECHANICAL, ELECTRICAL, & PLUMBING ENGINEERING:
 FINNEGAN ERICKSON ASSOCIATES
 2821 W. HORIZON RIDGE DRIVE, STE 200
 TULSA, OKLAHOMA 74103
 PHONE: (770) 299-8000
 FAX: (770) 299-8000
 www.finaer.com

STRUCTURAL ENGINEERING:
 CHAVEZ-GRIERES
 CONSULTING ENGINEERS, INC.
 503 JEFFERSON, NE
 ALBUQUERQUE, NEW MEXICO 87109
 PHONE: (505) 342-8789
 FAX: (505) 342-8789

FOODSERVICE CONSULTANT:
 HENNINGSON & ASSOCIATES
 1802 SOUTH LEWIS AVE
 TULSA, OKLAHOMA 74103
 PHONE: (918) 746-8004
 FAX: (918) 746-8004

SEAL:



REVISIONS:

03/18/2008	CONCEPT/HOTEL ANNUAL
04/10/2008	HOTEL FINISH PACKAGE
05/06/2008	CONSTRUCTION DOCUMENTS

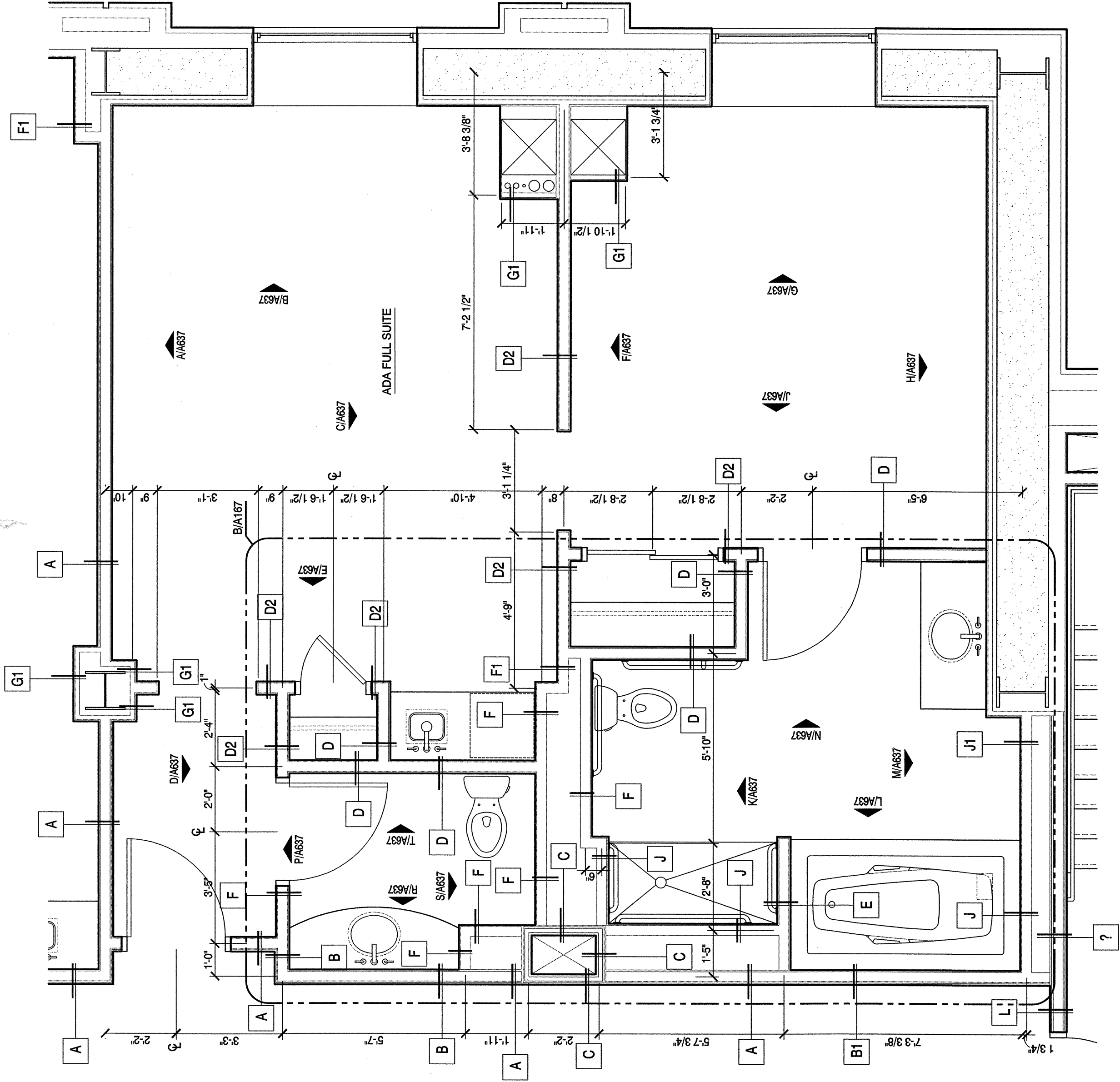
NO. BY DATE

TITLE:
**ENLARGED FLOOR
 PLANS - UNIT TYPES**

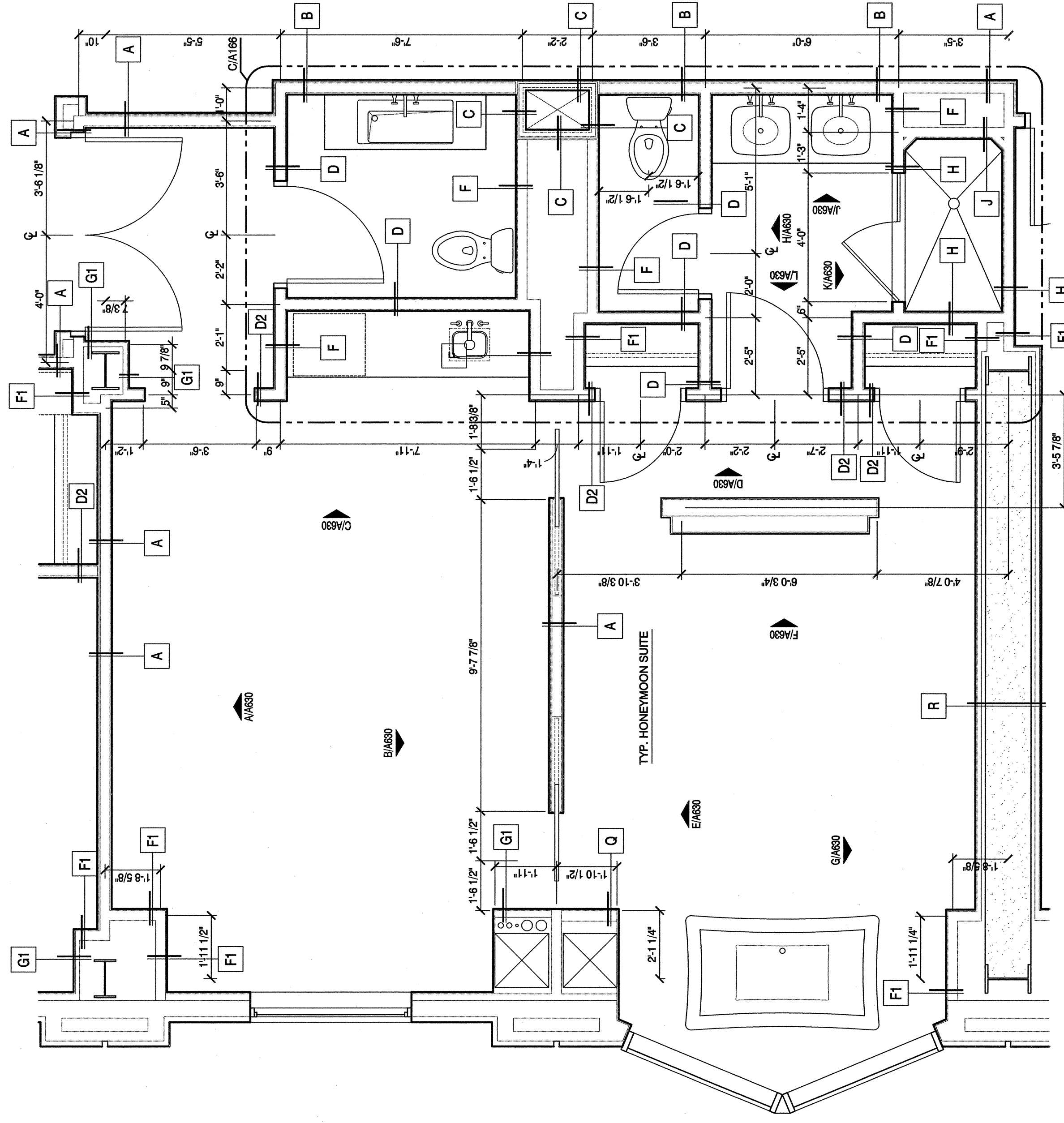
PROJECT NO.: 05412
 DATE: 02/15/2008
 SCALE: AS SHOWN

CONSTRUCTION
 DOCUMENTS
 DRAWING NO.

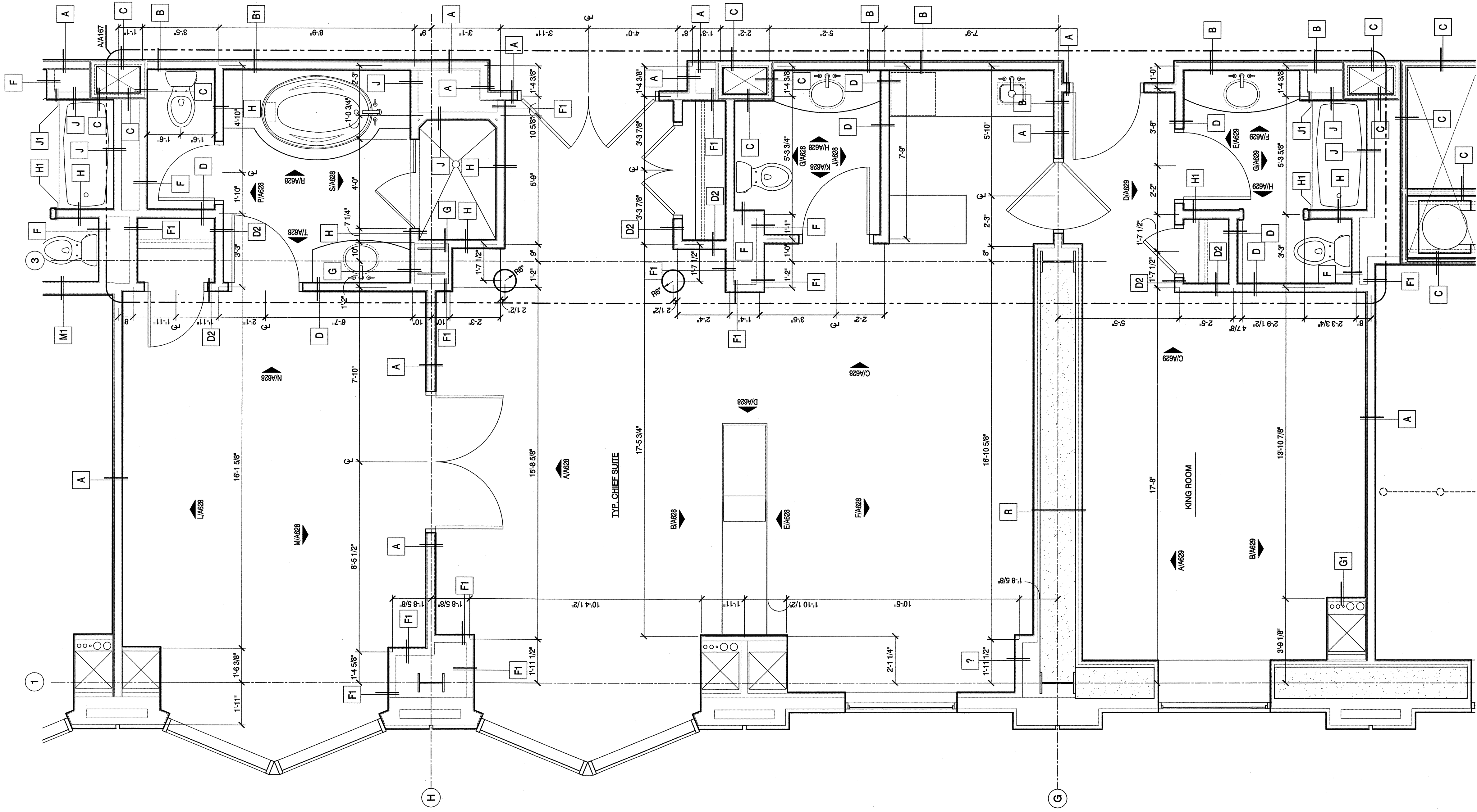
A163



C ADA FULL SUITE RM 1601 ENLARGED PLAN
 SCALE: 3/8" = 1'-0"



A TYPICAL HONEYMOON SUITE ENLARGED PLAN
 SCALE: 3/8" = 1'-0"



B TYPICAL CHIEF SUITE ENLARGED PLAN
 SCALE: 3/8" = 1'-0"